XECRO
sensing ahead

Siemensstr. 31 · 30827 Garbsen
Phone +49 5131 97791-0 · Fax -99
Email sales@xecro.com · http://xecro.com

Inductive and Capacitive Proximity Switches

Induktive und kapazitive Näherungsschalter

Proximity Sensor Series:
- Metal Face
- High Pressure Proof
- High Temperature Resistant
- Weld-Field Immune
- Miniature
- Ring Sensors
- AC, DC, UC, NAMUR
- Chemical Resistant

Näherungsschalterbaureihen:
- Vollmetallgehäuse
- Hochdruckfest
- Hitzebeständig
- Schweißfest
- Miniatur
- Ringsensoren
- AC, DC, Allstrom, NAMUR
- Chemisch beständig



MORE THAN 5000 PRODUCTS IN THIS CATALOG
one of the widest product ranges in the industry

XECRO GmbH
Siemensstraße 31
30827 Garbsen
Germany

http://xecro.com
info@xecro.com

+49 5131 97791-0
+49 5131 97791-99 fax

Think for technology

XECRO is an independent company with more than 20 years of experience in the sensor industry. XECRO develops, produces and sells industrial sensors and general industrial electronics worldwide.

Over the years, XECRO has expanded its production line to become one of the most comprehensive ranges in the automation industry; focussing on the highest performance available.

XECRO's innovations and the high standard of its technology enable us to produce the thinnest and shortest sensors, quadruple sensing distances, high pressure proof, high temperature resistant and Ultra metal-face proximity switches.

Global organization

XECRO is one of the world's leading developers and manufacturers of inductive and capacitive technology with customers in Europe, North and Latin America, Asia, Africa, and the Middle East. The organization operates in compliance with the strict rules and directives of ISO 9001:2008.

Our headquarters, situated in a modern 2000 m² facility in the vicinity of Hanover, Germany, is home to our Financial and Sales, Research and Development, Customer Support, and Shipping departments. Customers benefit from the synergistic nature of our organization: XECRO produces in Germany and in cooperation with selected strategic production facilities within the European Union.

Dynamic research and development

Research and Development are the heart of the company. Due to the expertise we have gained from many years of implementing individual solutions, we are able to adapt our products to meet almost any customer need.

If special housings are required, then we design them in 3D. XECRO has rapid prototyping for any shape and can provide IGES or STEP files in advance to check that the planned integration will be possible.

All XECRO products are built to the highest accuracy and are fully tested after production. The CE marking on the products shows the conformity to EU and EN standards and directives.

Think for technology

XECRO ist ein unabhängiges Unternehmen mit mehr als 20 Jahren Erfahrung in der Sensorindustrie. XECRO entwickelt, produziert und vertreibt Industriesensoren und allgemeine Industrieelektronik weltweit.

Mit den Jahren hat XECRO seine Produktreihen dahingehend erweitert, dass sie heute zu einer der vollständigsten und leistungsfähigsten in der Automatisierungstechnik zählt.

XECROs Innovation und der hohe Stand seiner Technologie ermöglichen, die dünnsten und kürzesten Sensoren, Sensoren mit vierfachem Normschaltabstand, hochdruck- und hochtemperaturbeständige Sensoren, sowie Sensoren mit außergewöhnlich widerstandsfähigen Vollmetallgehäusen zu produzieren.

Weltweite Organisation

XECRO ist einer der führenden Anbieter induktiver und kapazitiver Technologie und beliefert Kunden in Europa, Nord- und Lateinamerika, Asien, Afrika und dem Nahen Osten. Die Organisation arbeitet in Übereinstimmung mit den strengen Vorgaben der ISO 9001:2008.

Unser Hauptsitz nahe Hannover repräsentiert das Zentrum unseres Handelns. Finanzen und Vertrieb, Forschung und Entwicklung, Kundendienst und Versand befinden sich in einem modernen Gebäude mit 2000 m². Kunden profitieren von unserer synergetischen Organisation. XECRO stellt in Deutschland her und in enger Zusammenarbeit mit strategisch ausgewählten Produktionsstätten innerhalb der Europäischen Union.

Engagierte Forschung und Entwicklung

Forschung und Entwicklung bilden den Schwerpunkt des Unternehmens. Auf Grund in Jahren gewonnener Erfahrungen bei der Implementierung individueller Lösungen sind wir in der Lage, unsere Produkte auf nahezu alle Anforderungen unserer Kunden anzupassen.

Wenn besondere Gehäuse erforderlich sind, dann entwerfen wir diese in 3D. XECRO verfügt über *Rapid Prototyping* für jede Form und kann bereits im Vorfeld IGES- oder STEP-Dateien zur Verfügung stellen, um eine spätere Integration sicherzustellen.

Alle Produkte von XECRO werden mit der höchsten Präzision hergestellt und anschließend vollständig getestet. Die Übereinstimmung der Produkte mit EU- und EN-Standards dokumentiert die CE-Kennzeichnung auf allen Produkten.

Table of contents
Inhaltsverzeichnis

shielded | bündig
unshielded | nicht bündig
shielded and unshielded | bündig und nicht bündig
ring sensor resolution | Ringsensorauflösung

Sensing distance [mm] Schaltabstand [mm]

Inductive Proximity Switches
Induktive Näherungsschalter

3-Wire DC Miniature	3-Wire DC	3-Wire DC Metal Face	3-Wire DC High Pressure Proof	3-Wire DC High Temperature Resistant	3-Wire DC Chemical Resistant	2-Wire DC	2-Wire UC	2-Wire AC	2-Wire NAMUR	3-Wire Analog Output	3-Wire Weld-Field Immune	3-Wire Ring Sensors	Housing size / Gehäusegröße	Sensing distance [mm] / Schaltabstand [mm]
4													⌀ 3 · M4	0.6
4													⌀ 3 · M4	1
6								144					⌀ 4 · M5	0.8
6													⌀ 4 · M5	1.5
8													⌀ 5 × 5 mm	0.8
9													⌀ 5 × 5 mm	1.5
	12												⌀ 6.5	1
	13			92									⌀ 6.5	2
	17												⌀ 6.5	3
	20			92									⌀ 6.5	4
	21												⌀ 6.5	6
	22					106			146		158		M8	1
	23	74		93		107			146		159		M8	2
	27	75								152			M8	3
	30			93		108							M8	4
	35									152			M8	6
	36												⌀ 8 × 8 mm	2
	38												⌀ 8 × 8 mm	3
			82										M12	1.5
	39		87	94		112	122	132	147		160		M12	2
	41	76		94		112	122	132	147		161		M12	4
								134					M12	5
	45	77								153			M12	6
	47			95		113	123	132					M12	8
	49									153			M12	10
	51												M12	12
			88										M14	3
	51			96		114	124	134	147		161		M18	5
	53	78		96		114	124	135	148		163		M18	8
										154			M18	10
	55												M18	12
	55												M18	15
	57					115	125	137					M18	16
	57									154			M18	20
	59	79		97		116	126	138	148		164		M30	10
	59	80		97		117	127	139	148		166		M30	15
	61					118	128	140					M30	16
										155			M30	20
	61												M30	22
	63					119	129	141					M30	25
	63									155			M30	40
	65												M30	50
	65												⌀ 16 × 28 mm	1
	66												⌀ 16 × 28 mm	2
	67												⌀ 16 × 28 mm	3
	67												⌀ 16 × 28 mm	4
	68												⌀ 16 × 28 mm	6
	69					120	130	142					⌀ 40 × 40 mm	15
	69					120	130	142					⌀ 40 × 40 mm	20
	69					120	130	143					⌀ 40 × 40 mm	30
	69												⌀ 40 × 40 mm	40
												170	Ring S ⌀ 6.1 mm	1
												171	Ring S ⌀ 10.1 mm	1
												171	Ring S ⌀ 15.1 mm	2
												172	Ring S ⌀ 21.1 mm	2
												172	Ring D ⌀ 6.1 mm	0.5
												173	Ring D ⌀ 10.1 mm	0.6
												174	Ring D ⌀ 15.1 mm	0.8
												174	Ring D ⌀ 21.1 mm	1

Capacitive Proximity Switches
Kapazitive Näherungsschalter

	190												⌀ 6.5	2
	191												⌀ 6.5	4
	191												M8	2
	192			206									M8	4
				207									M8	8
	189			208									M12	4
	190												M12	6
	191			209									M12	8
	192												M12	10
	193			210	222			228					M18	8
	194				222								M18	12
	195			211	223			229					M18	15
	196				223								M18	20
	197			212	224			240					M30	20
	198				224								M30	25
	199			213	225			231					M30	30
	200				225								M30	35
	201												⌀ 30 × 50 mm	6
	201												⌀ 30 × 50 mm	10
	202							232					⌀ 40 × 40 mm	20
	203							232					⌀ 40 × 40 mm	30
												236	Ring ⌀ 6.1 mm	adjustable
												237	Ring ⌀ 10.1 mm	adjustable
												237	Ring ⌀ 15.1 mm	adjustable
												238	Ring ⌀ 21.1 mm	adjustable

Benefits:

- Fully embedded amplifier
- Very short housings also in the Advanced Sensing Range Class
- Stainless steel housings, potted with epoxy and fiber-glass reinforced substrates or PCBs for maximum long-term stability
- Operating temperature range –25...+75 °C

Vorteile:

- Vollständig integrierter Verstärker
- Sehr kurze Bauformen ebenfalls in der Hochleistungs-Schaltabstandklasse
- Edelstahlgehäu11se, Epoxidverguss und glasfaserverstärkte Substrate oder Leiterplatten für maximale Langzeitstabilität
- Betriebstemperaturbereich –25...+75 °C

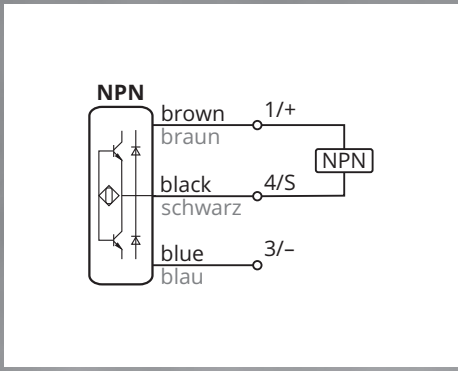

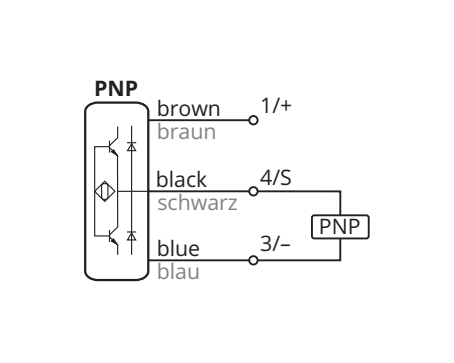

Data sheets are available on http://xecro.com.

Datenblätter sind auf http://xecro.com verfügbar.

All devices of this section may not be used if the safety of persons rely on their faultless function!

Alle Geräte dieses Abschnittes dürfen nicht verwendet werden, wenn die Sicherheit von Personen von deren fehlerlosen Funktion abhängt!



Inductive Sensors 3-Wire DC Miniature

Engineers are often faced with a particular need for sensors that fit into small spaces. The XECRO inductive Miniature Series include

- self-contained sensors
- which range in size from Ø3 mm to M5
- including square-sectional sensors of 5 mm × 5 mm.

The Inductive Miniature Series is guaranteed to be manufactured

- with built-in LED switching indicators,
- short-circuit-proof output drivers, and
- reverse polarity protection.

Konstrukteure benötigen häufig Sensoren für kleine Einbauorte. XECROs induktive Miniatur-Baureihe bietet Sensoren

- mit integriertem Verstärker,
- im Bereich von Ø3 mm bis M5,
- sowie Sensoren mit 5 mm × 5 mm quadratischem Querschnitt.

Alle Geräte der induktiven Miniatur-Baureihe werden in jedem Fall mit

- eingebauter LED-Schaltanzeige,
- kurzschlussfesten Ausgangstreibern und
- Verpolschutz gefertigt.

Inductive Proximity Switch
3-Wire DC Miniature

Induktive Näherungsschalter
3-Leiter DC Miniatur

shielded
bündig
Ø 3 mm | 0.6 mm

shielded
bündig
Ø 3 mm | 1.0 mm

shielded
bündig
Ø 3 mm | 1.0 mm

standard

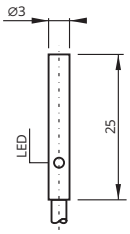

standard

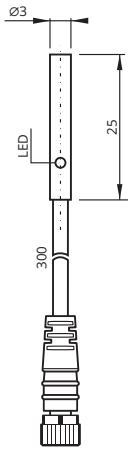

increased
erhöht

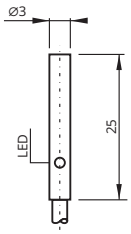

Sensing distance S_n	**Schaltabstand S_n**	**0.6 mm**		**0.6 mm**		**1.0 mm**	
Operating voltage	Betriebsspannung	10...30 V_{DC}		10...30 V_{DC}		10...30 V_{DC}	
Reverse polarity protection	Verpolungsschutz	built-in	integriert	built-in	integriert	built-in	integriert
Current consumption	Stromverbrauch	<8 mA		<8 mA		<8 mA	
Current load capability	Ausgangsbelastbarkeit	200 mA		200 mA		200 mA	
Short circuit protection	Kurzschlussschutz	built-in	integriert	built-in	integriert	built-in	integriert
Voltage drop	Spannungsabfall	<1.5 V @ 200 mA		<1.5 V @ 200 mA		<1.5 V @ 200 mA	
Switching frequency	Schaltfrequenz	2000 Hz		2000 Hz		2000 Hz	
Correction factor	Korrekturfaktor	Alu 0.45 · Brs 0.50 · SS 0.85		Alu 0.45 · Brs 0.50 · SS 0.85		Alu 0.45 · Brs 0.50 · SS 0.85	
Operating temperature	Betriebstemperatur	–25...+75 °C		–25...+75 °C		–25...+75 °C	
Protection class	Schutzklasse	IP67		IP67		IP67	
Sensing face material	Sensorflächenwerkstoff	POM		POM		POM	
Housing material	Gehäusewerkstoff	SS304	V2A	SS304	V2A	SS304	V2A
Switching indicator	Schaltanzeige	built-in	integriert	built-in	integriert	built-in	integriert
Connection	Anschluss	PUR, ultra-flex		PUR, 300 mm, M8		PUR, ultra-flex	
Article code PNP, NO	⎍	IPSD3-S06PO25-A2U		IPSD3-S06PO25-3U8		IPSD3-S1PO25-A2U	
Article code PNP, NC	⎍	IPSD3-S06PC25-A2U		IPSD3-S06PC25-3U8		IPSD3-S1PC25-A2U	
Article code NPN, NO	⎍	IPSD3-S06NO25-A2U		IPSD3-S06NO25-3U8		IPSD3-S1NO25-A2U	
Article code NPN, NC	⎍	IPSD3-S06NC25-A2U		IPSD3-S06NC25-3U8		IPSD3-S1NC25-A2U	

Mind O ≠ 0, I ≠ l ≠ 1, S ≠ 5, B ≠ 8.

O ≠ 0, I ≠ l ≠ 1, S ≠ 5, B ≠ 8 beachten.

shielded bündig **Ø 3 mm | 0.6 mm**	shielded bündig **M4 × 0.5 | 0.6 mm**	shielded bündig **M4 × 0.5 | 1.0 mm**	shielded bündig **M4 × 0.5 | 1.0 mm**	shielded bündig **M4 × 0.5 | 0.8 mm**
increased erhöht	standard	standard	increased erhöht	increased erhöht
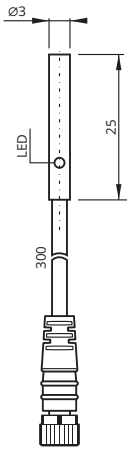	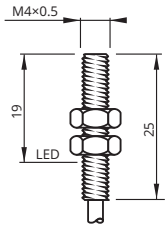	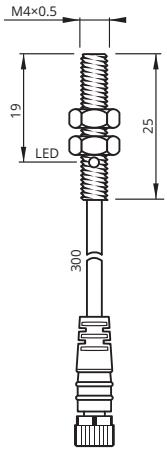	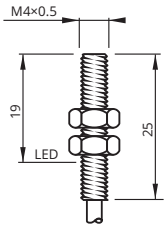	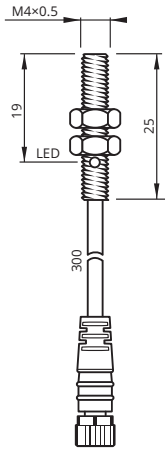

1.0 mm	0.6 mm	0.6 mm	1.0 mm	1.0 mm
10...30 V_{DC}	10...30 V_{DC}	10...30 V_{DC}	10...30 V_{DC}	10...30 V_{DC}
built-in integriert	built-in integriert	built-in integriert	built-in integriert	built-in integriert
<8 mA	<8 mA	<8 mA	<8 mA	<8 mA
200 mA	200 mA	200 mA	200 mA	200 mA
built-in integriert	built-in integriert	built-in integriert	built-in integriert	built-in integriert
<1.5 V @ 200 mA	<1.5 V @ 200 mA	<1.5 V @ 200 mA	<1.5 V @ 200 mA	<1.5 V @ 200 mA
2000 Hz	2000 Hz	2000 Hz	2000 Hz	2000 Hz
Alu 0.45 · Brs 0.50 · SS 0.85	Alu 0.45 · Brs 0.50 · SS 0.85	Alu 0.45 · Brs 0.50 · SS 0.85	Alu 0.45 · Brs 0.50 · SS 0.85	Alu 0.45 · Brs 0.50 · SS 0.85
–25...+75 °C	–25...+75 °C	–25...+75 °C	–25...+75 °C	–25...+75 °C
IP67	IP67	IP67	IP67	IP67
POM	POM	POM	POM	POM
SS304 V2A	SS304 V2A	SS304 V2A	SS304 V2A	SS304 V2A
built-in integriert	built-in integriert	built-in integriert	built-in integriert	built-in integriert
PUR, 300 mm, M8	PUR, ultra-flex	PUR, 300 mm, M8	PUR, ultra-flex	PUR, 300 mm, M8
IPSD3-S1PO25-3U8	IPS4-S06PO25-A2U	IPS4-S06PO25-3U8	IPS4-S1PO25-A2U	IPS4-S1PO25-3U8
IPSD3-S1PC25-3U8	IPS4-S06PC25-A2U	IPS4-S06PC25-3U8	IPS4-S1PC25-A2U	IPS4-S1PC25-3U8
IPSD3-S1NO25-3U8	IPS4-S06NO25-A2U	IPS4-S06NO25-3U8	IPS4-S1NO25-A2U	IPS4-S1NO25-3U8
IPSD3-S1NC25-3U8	IPS4-S06NC25-A2U	IPS4-S06NC25-3U8	IPS4-S1NC25-A2U	IPS4-S1NC25-3U8

Xecro reserves the right to make minor changes without prior notification.
Xecro behält sich das Recht auf geringe Änderungen ohne Ankündigung vor.

Inductive Proximity Switch
3-Wire DC Miniature

Induktive Näherungsschalter
3-Leiter DC Miniatur

shielded
bündig
Ø 4 mm | 0.8 mm

shielded
bündig
Ø 4 mm | 1.5 mm

shielded
bündig
Ø 4 mm | 1.5 mm

standard

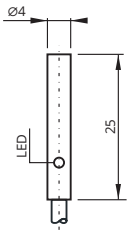

standard

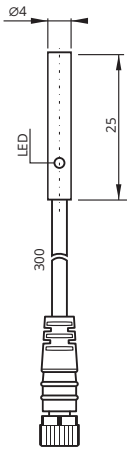

increased
erhöht

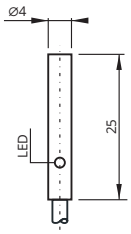

Sensing distance S_n	**Schaltabstand S_n**	**0.8 mm**		**0.8 mm**		**1.5 mm**	
Operating voltage	Betriebsspannung	10...30 V_{DC}		10...30 V_{DC}		10...30 V_{DC}	
Reverse polarity protection	Verpolungsschutz	built-in	integriert	built-in	integriert	built-in	integriert
Current consumption	Stromverbrauch	<8 mA		<8 mA		<8 mA	
Current load capability	Ausgangsbelastbarkeit	200 mA		200 mA		200 mA	
Short circuit protection	Kurzschlussschutz	built-in	integriert	built-in	integriert	built-in	integriert
Voltage drop	Spannungsabfall	<1.5 V @ 200 mA		<1.5 V @ 200 mA		<1.5 V @ 200 mA	
Switching frequency	Schaltfrequenz	2000 Hz		2000 Hz		2000 Hz	
Correction factor	Korrekturfaktor	Alu 0.45 · Brs 0.50 · SS 0.85		Alu 0.45 · Brs 0.50 · SS 0.85		Alu 0.45 · Brs 0.50 · SS 0.85	
Operating temperature	Betriebstemperatur	–25...+75 °C		–25...+75 °C		–25...+75 °C	
Protection class	Schutzklasse	IP67		IP67		IP67	
Sensing face material	Sensorflächenwerkstoff	POM		POM		POM	
Housing material	Gehäusewerkstoff	SS304	V2A	SS304	V2A	SS304	V2A
Switching indicator	Schaltanzeige	built-in	integriert	built-in	integriert	built-in	integriert
Connection	Anschluss	PUR, ultra-flex		PUR, 300 mm, M8		PUR, ultra-flex	
Article code PNP, NO	⎍	IPSD4-S08PO25-A2U		IPSD4-S08PO25-3U8		IPSD4-S1.5PO25-A2U	
Article code PNP, NC	⎍	IPSD4-S08PC25-A2U		IPSD4-S08PC25-3U8		IPSD4-S1.5PC25-A2U	
Article code NPN, NO	⎍	IPSD4-S08NO25-A2U		IPSD4-S08NO25-3U8		IPSD4-S1.5NO25-A2U	
Article code NPN, NC	⎍	IPSD4-S08NC25-A2U		IPSD4-S08NC25-3U8		IPSD4-S1.5NC25-A2U	

Mind O ≠ 0, I ≠ l ≠ 1, S ≠ 5, B ≠ 8.

O ≠ 0, I ≠ l ≠ 1, S ≠ 5, B ≠ 8 beachten.

shielded bündig **Ø 4 mm | 0.8 mm**	shielded bündig **M5 × 0.5 | 0.8 mm**	shielded bündig **M5 × 0.5 | 0.8 mm**	shielded bündig **M5 × 0.5 | 1.5 mm**	shielded bündig **M5 × 0.5 | 1.5 mm**
increased erhöht	standard	standard	standard	increased erhöht
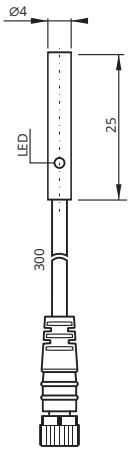	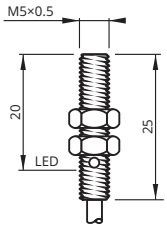	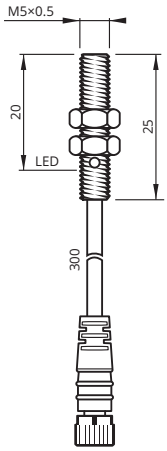	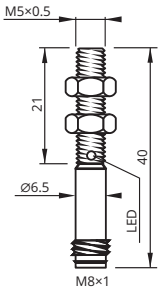	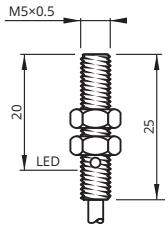

1.5 mm	0.8 mm	0.8 mm	0.8 mm	1.5 mm
10...30 V_{DC}	10...30 V_{DC}	10...30 V_{DC}	10...30 V_{DC}	10...30 V_{DC}
built-in integriert	built-in integriert	built-in integriert	built-in integriert	built-in integriert
<8 mA	<8 mA	<8 mA	<8 mA	<8 mA
200 mA	200 mA	200 mA	200 mA	200 mA
built-in integriert	built-in integriert	built-in integriert	built-in integriert	built-in integriert
<1.5 V @ 200 mA	<1.5 V @ 200 mA	<1.5 V @ 200 mA	<1.5 V @ 200 mA	<1.5 V @ 200 mA
2000 Hz	2000 Hz	2000 Hz	2000 Hz	2000 Hz
Alu 0.45 · Brs 0.50 · SS 0.85	Alu 0.45 · Brs 0.50 · SS 0.85	Alu 0.45 · Brs 0.50 · SS 0.85	Alu 0.45 · Brs 0.50 · SS 0.85	Alu 0.45 · Brs 0.50 · SS 0.85
–25...+75 °C	–25...+75 °C	–25...+75 °C	–25...+75 °C	–25...+75 °C
IP67	IP67	IP67	IP67	IP67
POM	POM	POM	POM	POM
SS304 V2A	SS304 V2A	SS304 V2A	SS304 V2A	SS304 V2A
built-in integriert	built-in integriert	built-in integriert	built-in integriert	built-in integriert
PUR, 300 mm, M8	PUR, ultra-flex	PUR, 300 mm, M8	PUR, 300 mm, M8	PUR, ultra-flex
IPSD4-S1.5PO25-3U8	IPS5-S08PO25-A2U	IPS5-S08PO25-3U8	IPS5-S08PO40-A8	IPS5-S1.5PO25-A2U
IPSD4-S1.5PC25-3U8	IPS5-S08PC25-A2U	IPS5-S08PC25-3U8	IPS5-S08PC40-A8	IPS5-S1.5PC25-A2U
IPSD4-S1.5NO25-3U8	IPS5-S08NO25-A2U	IPS5-S08NO25-3U8	IPS5-S08NO40-A8	IPS5-S1.5NO25-A2U
IPSD4-S1.5NC25-3U8	IPS5-S08NC25-A2U	IPS5-S08NC25-3U8	IPS5-S08NC40-A8	IPS5-S1.5NC25-A2U

Xecro reserves the right to make minor changes without prior notification.
Xecro behält sich das Recht auf geringe Änderungen ohne Ankündigung vor.

Inductive Proximity Switch
3-Wire DC Miniature

Induktive Näherungsschalter
3-Leiter DC Miniatur

shielded
bündig
M5 × 0.5 | 1.5 mm

shielded
bündig
M5 × 0.5 | 0.8 mm

shielded
bündig
5 × 5 | 0.8 mm

increased
erhöht

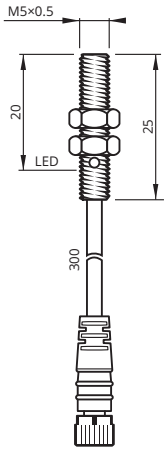

increased
erhöht

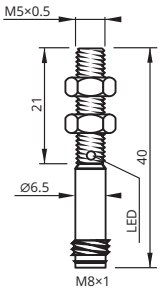

standard

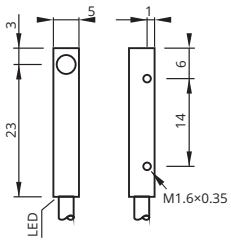

Sensing distance S_n	Schaltabstand S_n	1.5 mm		1.5 mm		0.8 mm	
Operating voltage	Betriebsspannung	10...30 V_{DC}		10...30 V_{DC}		10...30 V_{DC}	
Reverse polarity protection	Verpolungsschutz	built-in	integriert	built-in	integriert	built-in	integriert
Current consumption	Stromverbrauch	<8 mA		<8 mA		<8 mA	
Current load capability	Ausgangsbelastbarkeit	200 mA		200 mA		200 mA	
Short circuit protection	Kurzschlussschutz	built-in	integriert	built-in	integriert	built-in	integriert
Voltage drop	Spannungsabfall	<1.5 V @ 200 mA		<1.5 V @ 200 mA		<1.5 V @ 200 mA	
Switching frequency	Schaltfrequenz	2000 Hz		2000 Hz		2000 Hz	
Correction factor	Korrekturfaktor	Alu 0.45 · Brs 0.50 · SS 0.85		Alu 0.45 · Brs 0.50 · SS 0.85		Alu 0.45 · Brs 0.50 · SS 0.85	
Operating temperature	Betriebstemperatur	–25...+75 °C		–25...+75 °C		–25...+75 °C	
Protection class	Schutzklasse	IP67		IP67		IP67	
Sensing face material	Sensorflächenwerkstoff	POM		POM		POM	
Housing material	Gehäusewerkstoff	SS304	V2A	SS304	V2A	brass	Messing
Switching indicator	Schaltanzeige	built-in	integriert	built-in	integriert	built-in	integriert
Connection	Anschluss	PUR, 300 mm, M8		PUR, 300 mm, M8		PUR, ultra-flex	
Article code PNP, NO	⎍	IPS5-S1.5PO25-3U8		IPS5-S1.5PO40-A8		IPS55-S08PO26-A2U	
Article code PNP, NC	⎍	IPS5-S1.5PC25-3U8		IPS5-S1.5PC40-A8		IPS55-S08PC26-A2U	
Article code NPN, NO	⎍	IPS5-S1.5NO25-3U8		IPS5-S1.5NO40-A8		IPS55-S08NO26-A2U	
Article code NPN, NC	⎍	IPS5-S1.5NC25-3U8		IPS5-S1.5NC40-A8		IPS55-S08NC26-A2U	

Mind O ≠ 0, I ≠ l ≠ 1, S ≠ 5, B ≠ 8.

O ≠ 0, I ≠ l ≠ 1, S ≠ 5, B ≠ 8 beachten.

shielded
bündig
5 × 5 | 1.5 mm

shielded
bündig
5 × 5 | 1.5 mm

shielded
bündig
5 × 5 | 1.5 mm

standard

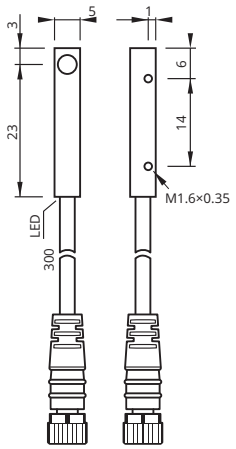

increased
erhöht

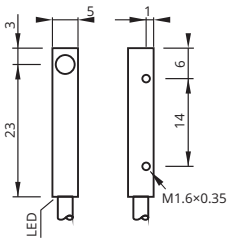

increased
erhöht

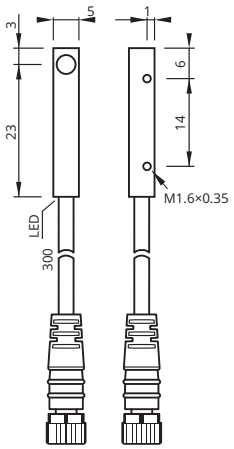

0.8 mm		**1.5 mm**		**1.5 mm**	
10...30 V_{DC}		10...30 V_{DC}		10...30 V_{DC}	
built-in	integriert	built-in	integriert	built-in	integriert
<8 mA		<8 mA		<8 mA	
200 mA		200 mA		200 mA	
built-in	integriert	built-in	integriert	built-in	integriert
<1.5 V @ 200 mA		<1.5 V @ 200 mA		<1.5 V @ 200 mA	
2000 Hz		2000 Hz		2000 Hz	
Alu 0.45 · Brs 0.50 · SS 0.85		Alu 0.45 · Brs 0.50 · SS 0.85		Alu 0.45 · Brs 0.50 · SS 0.85	
–25...+75 °C		–25...+75 °C		–25...+75 °C	
IP67		IP67		IP67	
POM		POM		POM	
brass	Messing	brass	Messing	brass	Messing
built-in	integriert	built-in	integriert	built-in	integriert
PUR, 300 mm, M8		PUR, ultra-flex		PUR, 300 mm, M8	
IPS55-S08PO26-3U8		IPS55-S1.5PO26-A2U		IPS55-S1.5PO26-3U8	
IPS55-S08PC26-3U8		IPS55-S1.5PC26-A2U		IPS55-S1.5PC26-3U8	
IPS55-S08NO26-3U8		IPS55-S1.5NO26-A2U		IPS55-S1.5NO26-3U8	
IPS55-S08NC26-3U8		IPS55-S1.5NC26-A2U		IPS55-S1.5NC26-3U8	

Xecro reserves the right to make minor changes without prior notification.
Xecro behält sich das Recht auf geringe Änderungen ohne Ankündigung vor.

Benefits:

- Best-in-class sensing distances, e.g.
  M8, semi-shielded, 4 mm
  M12, semi-shielded, 8 mm
  M18, semi-shielded, 15 mm
  M30, not shielded, 50 mm
- Short housings, e.g.
  M8, semi-shielded, 4 mm, 18 mm short
  M12, semi-shielded, 6 mm, 22 mm short

Vorteile:

- Höchste Schaltabstände ihrer Klasse, bspw.
  M8, quasi-bündig, 4 mm
  M12, quasi-bündig, 8 mm
  M18, quasi-bündig, 15 mm
  M30, nicht bündig, 50 mm
- Kurze Bauformen, bspw.
  M8, quasi-bündig, 4 mm, 18 mm kurz
  M12, quasi-bündig, 6 mm, 22 mm kurz

Data sheets are available on http://xecro.com.

Datenblätter sind auf http://xecro.com verfügbar.

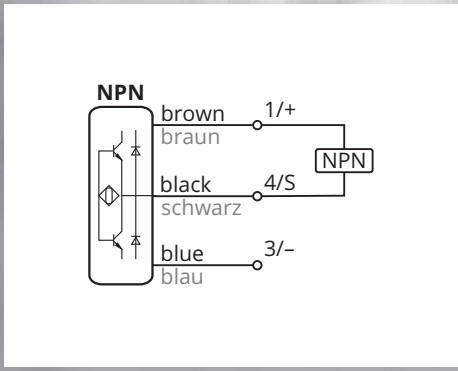

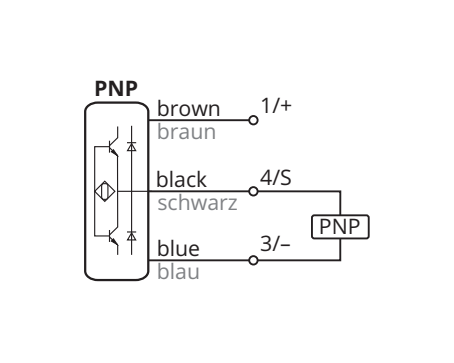

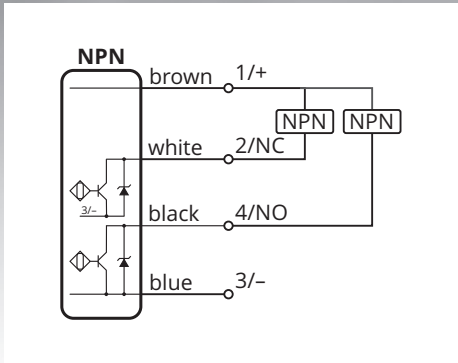

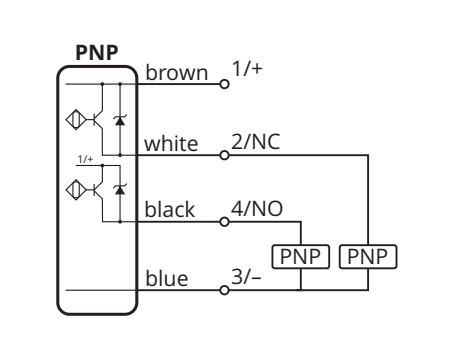

All devices of this section may not be used if the safety of persons rely on their faultless function!

Alle Geräte dieses Abschnittes dürfen nicht verwendet werden, wenn die Sicherheit von Personen von deren fehlerlosen Funktion abhängt!

Inductive Sensors 3-Wire DC

Standard Class

The XECRO Standard Sensing Range Class covers all common industry diameters including square-sections of 5mm×5mm and 8mm×8mm respectively. The Standard Class of sensors represents the basic sensing distances of each size. Inductive sensors in the Standard Class have ranges which are the perfect choice for cost sensitive applications where longer sensing distances are not required. Even the StandardClass sensors, which are rated to be used between –25...+75°C, come with a protection class of IP67 and are ideal for general purpose applications.

Increased Class · Extended Class

If mechanical conditions require longer sensing distances, then the Increased and the Extended Sensing Range Class offer up to triple sensing distances than that the Standard Sensing Range Class. The extended sensing distance allows a longer range and therefore allows the electronics to be placed in a "safe area"—reducing the risk of mechanical damage. The electronic circuits for these classes fit into the same housing with the same dimensions as those of the Standard Class.

Advanced Class

In some environments, extremely large sensing distances are required and essential for proper operation. Sensors of the outstanding Advanced Class offer the absolute best-in-class sensing distances. Xecro builds semi-shielded sensors as e.g.

- M8 with 4mm sensing distance,
- M12 with 8mm sensing distance and
- M18 with 15mm sensing distance.

The unshielded sensors M30 with 50mm sensing distance achieve 25% more sensing distance than the longest range sensors of competitors within the same housing diameter.

Standard-Klasse

Die Standard-Schaltabstandklasse von XECRO deckt alle üblichen Durchmesser einschließlich quadratische Querschnitte mit 5 mm × 5 mm und 8 mm × 8 mm ab und stellt die Basis-Schaltabstände einer jeden Abmessung dar. Induktive Sensoren der Standard-Klasse sind die erste Wahl bei preisempfindlichen Anwendungen, bei denen hohe Schaltabstände sich nicht lohnen. Auch wenn sie die Grundlage bilden, sind alle Sensoren für den Einsatz bei –25...+75 °C, sowie einer Schutzart von IP67 spezifiziert und ideal für allgemeine Anwendungen.

Erhöht-Klasse · Erweitert-Klasse

Wenn mechanische Bedingungen höhere Schaltabstände erfordern, dann bieten die Schaltabstandklassen Erhöht oder Erweitert bis zu dreifachen Schaltabstände als die Standard-Schaltabstandklasse. Dadurch erhöht sich der zur Verfügung stehende »Sicherheitsabstand«, was die Gefahr mechanischer Beschädigung mindert. Schaltungen aus diesen Klasse werden in den gleichen Abmessungen verbaut, die auch bei der Standard-Klasse Verwendung finden.

Hochleistung-Klasse

In einigen Umgebungen sind größte Schaltabstände für einen einwandfreien Betrieb nötig. Sensoren der herausragenden Hochleistung-Klasse bieten die absolut höchsten Schaltabstände ihrer Klasse. Xecro fertigt quasi-bündige Sensoren wie z. B.

- M8 mit 4 mm Schaltabstand,
- M12 mit 8 mm Schaltabstand und
- M18 mit 15 mm Schaltabstand.

Die nichtbündigen Sensoren M30 mit 50 mm Schaltabstand erreichen 25 % mehr Schaltabstand als unsere besten Mitbewerber in der gleichen Bauform.

Inductive Proximity Switch
3-Wire DC

Induktive Näherungsschalter
3-Leiter DC

shielded
bündig
Ø 6.5 mm | 1 mm

shielded
bündig
Ø 6.5 mm | 1 mm

shielded
bündig
Ø 6.5 mm | 1 mm

standard

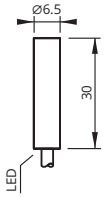

standard

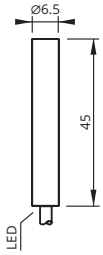

standard

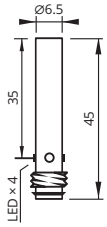

Sensing distance S_n	Schaltabstand S_n	1 mm		1 mm		1 mm	
Operating voltage	Betriebsspannung	10...30 V_{DC}		10...30 V_{DC}		10...30 V_{DC}	
Reverse polarity protection	Verpolungsschutz	built-in	integriert	built-in	integriert	built-in	integriert
Current consumption	Stromverbrauch	<8 mA		<8 mA		<8 mA	
Current load capability	Ausgangsbelastbarkeit	200 mA		200 mA		200 mA	
Short circuit protection	Kurzschlussschutz	built-in	integriert	built-in	integriert	built-in	integriert
Voltage drop	Spannungsabfall	<1.5 V @ 200 mA		<1.5 V @ 200 mA		<1.5 V @ 200 mA	
Switching frequency	Schaltfrequenz	2000 Hz		2000 Hz		2000 Hz	
Correction factor	Korrekturfaktor	Alu 0.45 · Brs 0.50 · SS 0.85		Alu 0.45 · Brs 0.50 · SS 0.85		Alu 0.45 · Brs 0.50 · SS 0.85	
Operating temperature	Betriebstemperatur	–25...+75 °C		–25...+75 °C		–25...+75 °C	
Protection class	Schutzklasse	IP67		IP67		IP67	
Sensing face	Sensorfläche	POM		POM		POM	
Housing material	Gehäusewerkstoff	SS304	V2A	SS304	V2A	SS304	V2A
Switching indicator	Schaltanzeige	built-in	integriert	built-in	integriert	built-in	integriert
Connection	Anschluss	PVC, ultra-flex		PVC, ultra-flex		conn. M8	M8-Stecker
Article code PNP, NO	⎍	IPSD6-S1PO30-A2P		IPSD6-S1PO45-A2P		IPSD6-S1PO45-A8	
Article code PNP, NC	⎍	IPSD6-S1PC30-A2P		IPSD6-S1PC45-A2P		IPSD6-S1PC45-A8	
Article code PNP, NO+NC	⎍+ ⎍						
Article code NPN, NO	⎍	IPSD6-S1NO30-A2P		IPSD6-S1NO45-A2P		IPSD6-S1NO45-A8	
Article code NPN, NC	⎍	IPSD6-S1NC30-A2P		IPSD6-S1NC45-A2P		IPSD6-S1NC45-A8	
Article code NPN, NO+NC	⎍+ ⎍						

Mind O ≠ 0, I ≠ l ≠ 1, S ≠ 5, B ≠ 8.

O ≠ 0, I ≠ l ≠ 1, S ≠ 5, B ≠ 8 beachten.

shielded bündig **Ø 6.5 mm | 1 mm**	shielded bündig **Ø 6.5 mm | 1 mm**	unshielded nicht bündig **Ø 6.5 mm | 2 mm**	unshielded nicht bündig **Ø 6.5 mm | 2 mm**	unshielded nicht bündig **Ø 6.5 mm | 2 mm**
standard	standard	standard	standard	standard
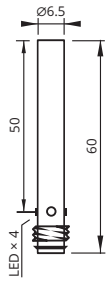	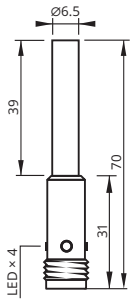	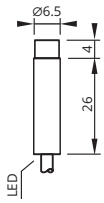	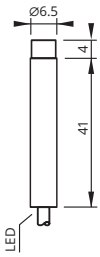	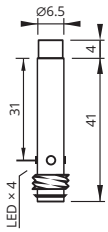

1 mm	1 mm	2 mm	2 mm	2 mm
10...30 V_{DC}	10...30 V_{DC}	10...30 V_{DC}	10...30 V_{DC}	10...30 V_{DC}
built-in integriert	built-in integriert	built-in integriert	built-in integriert	built-in integriert
<8 mA	<8 mA	<8 mA	<8 mA	<8 mA
200 mA	200 mA	200 mA	200 mA	200 mA
built-in integriert	built-in integriert	built-in integriert	built-in integriert	built-in integriert
<1.5 V @ 200 mA	<1.5 V @ 200 mA	<1.5 V @ 200 mA	<1.5 V @ 200 mA	<1.5 V @ 200 mA
2000 Hz	2000 Hz	2000 Hz	2000 Hz	2000 Hz
Alu 0.45 · Brs 0.50 · SS 0.85	Alu 0.45 · Brs 0.50 · SS 0.85	Alu 0.45 · Brs 0.50 · SS 0.85	Alu 0.45 · Brs 0.50 · SS 0.85	Alu 0.45 · Brs 0.50 · SS 0.85
–25...+75 °C	–25...+75 °C	–25...+75 °C	–25...+75 °C	–25...+75 °C
IP67	IP67	IP67	IP67	IP67
POM	POM	POM	POM	POM
SS304 V2A	SS304 V2A	SS304 V2A	SS304 V2A	SS304 V2A
built-in integriert	built-in integriert	built-in integriert	built-in integriert	built-in integriert
conn. M8 M8-Stecker	conn. M12 M12-Stecker	PVC, ultra-flex	PVC, ultra-flex	conn. M8 M8-Stecker
IPSD6-S1PO60-A8	IPSD6-S1PO70-A12	IPSD6-N2PO30-A2P	IPSD6-N2PO45-A2P	IPSD6-N2PO45-A8
IPSD6-S1PC60-A8	IPSD6-S1PC70-A12	IPSD6-N2PC30-A2P	IPSD6-N2PC45-A2P	IPSD6-N2PC45-A8
IPSD6-S1NO60-A8	IPSD6-S1NO70-A12	IPSD6-N2NO30-A2P	IPSD6-N2NO45-A2P	IPSD6-N2NO45-A8
IPSD6-S1NC60-A8	IPSD6-S1NC70-A12	IPSD6-N2NC30-A2P	IPSD6-N2NC45-A2P	IPSD6-N2NC45-A8

Xecro reserves the right to make minor changes without prior notification.
Xecro behält sich das Recht auf geringe Änderungen ohne Ankündigung vor.

Inductive Proximity Switch
3-Wire DC

Induktive Näherungsschalter
3-Leiter DC

unshielded
nicht bündig
Ø 6.5 mm | 2 mm

unshielded
nicht bündig
Ø 6.5 mm | 2 mm

shielded
bündig
Ø 6.5 mm | 2 mm

standard

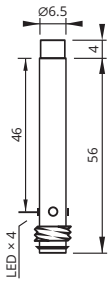

standard

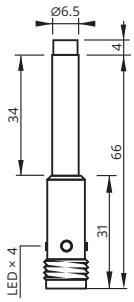

increased
erhöht

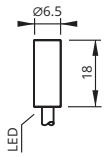

Sensing distance S_n	**Schaltabstand S_n**	**2 mm**		**2 mm**		**2 mm**	
Operating voltage	Betriebsspannung	10...30 V_{DC}		10...30 V_{DC}		10...30 V_{DC}	
Reverse polarity protection	Verpolungsschutz	built-in	integriert	built-in	integriert	built-in	integriert
Current consumption	Stromverbrauch	<8 mA		<8 mA		<8 mA	
Current load capability	Ausgangsbelastbarkeit	200 mA		200 mA		200 mA	
Short circuit protection	Kurzschlussschutz	built-in	integriert	built-in	integriert	built-in	integriert
Voltage drop	Spannungsabfall	<1.5 V @ 200 mA		<1.5 V @ 200 mA		<1.5 V @ 200 mA	
Switching frequency	Schaltfrequenz	2000 Hz		2000 Hz		2000 Hz	
Correction factor	Korrekturfaktor	Alu 0.45 · Brs 0.50 · SS 0.85		Alu 0.45 · Brs 0.50 · SS 0.85		Alu 0.45 · Brs 0.50 · SS 0.85	
Operating temperature	Betriebstemperatur	–25...+75 °C		–25...+75 °C		–25...+75 °C	
Protection class	Schutzklasse	IP67		IP67		IP67	
Sensing face	Sensorfläche	POM		POM		POM	
Housing material	Gehäusewerkstoff	SS304	V2A	SS304	V2A	SS304	V2A
Switching indicator	Schaltanzeige	built-in	integriert	built-in	integriert	built-in	integriert
Connection	Anschluss	conn. M8	M8-Stecker	conn. M12	M12-Stecker	PVC, ultra-flex	
Article code PNP, NO	⎍	IPSD6-N2PO60-A8		IPSD6-N2PO70-A12		IPSD6-S2PO18-A2P	
Article code PNP, NC	⎍	IPSD6-N2PC60-A8		IPSD6-N2PC70-A12		IPSD6-S2PC18-A2P	
Article code PNP, NO+NC	⎍+ ⎍						
Article code NPN, NO	⎍	IPSD6-N2NO60-A8		IPSD6-N2NO70-A12		IPSD6-S2NO18-A2P	
Article code NPN, NC	⎍	IPSD6-N2NC60-A8		IPSD6-N2NC70-A12		IPSD6-S2NC18-A2P	
Article code NPN, NO+NC	⎍+ ⎍						

Mind O ≠ 0, I ≠ l ≠ 1, S ≠ 5, B ≠ 8.

O ≠ 0, I ≠ l ≠ 1, S ≠ 5, B ≠ 8 beachten.

shielded
bündig
Ø 6.5 mm | 2 mm

shielded
bündig
Ø 6.5 mm | 2 mm

shielded
bündig
Ø 6.5 mm | 2 mm

shielded
bündig
Ø 6.5 mm | 2 mm

shielded
bündig
Ø 6.5 mm | 2 mm

increased
erhöht

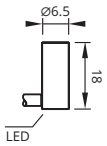

increased
erhöht

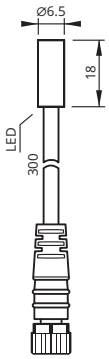

increased
erhöht

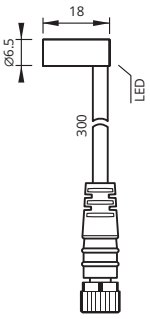

increased
erhöht

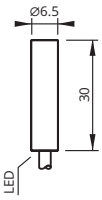

increased
erhöht

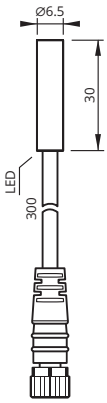

2 mm		**2 mm**		**2 mm**		**2 mm**		**2 mm**	
10...30 V_{DC}		10...30 V_{DC}		10...30 V_{DC}		10...30 V_{DC}		10...30 V_{DC}	
built-in	integriert	built-in	integriert	built-in	integriert	built-in	integriert	built-in	integriert
<8 mA		<8 mA		<8 mA		<8 mA		<8 mA	
200 mA		200 mA		200 mA		200 mA		200 mA	
built-in	integriert	built-in	integriert	built-in	integriert	built-in	integriert	built-in	integriert
<1.5 V @ 200 mA		<1.5 V @ 200 mA		<1.5 V @ 200 mA		<1.5 V @ 200 mA		<1.5 V @ 200 mA	
2000 Hz		2000 Hz		2000 Hz		2000 Hz		2000 Hz	
Alu 0.45 · Brs 0.50 · SS 0.85		Alu 0.45 · Brs 0.50 · SS 0.85		Alu 0.45 · Brs 0.50 · SS 0.85		Alu 0.45 · Brs 0.50 · SS 0.85		Alu 0.45 · Brs 0.50 · SS 0.85	
–25...+75 °C		–25...+75 °C		–25...+75 °C		–25...+75 °C		–25...+75 °C	
IP67		IP67		IP67		IP67		IP67	
POM		POM		POM		POM		POM	
SS304	V2A	SS304	V2A	SS304	V2A	SS304	V2A	SS304	V2A
built-in	integriert	built-in	integriert	built-in	integriert	built-in	integriert	built-in	integriert
PVC, ultra-flex		PUR, 300 mm, M8		PUR, 300 mm, M8		PVC, ultra-flex		PUR, 300 mm, M8	
IPSD6-S2PO18-RA2P		IPSD6-S2PO18-3U8		IPSD6-S2PO18-R3U8		IPSD6-S2PO30-A2P		IPSD6-S2PO30-3U8	
IPSD6-S2PC18-RA2P		IPSD6-S2PC18-3U8		IPSD6-S2PC18-R3U8		IPSD6-S2PC30-A2P		IPSD6-S2PC30-3U8	
IPSD6-S2NO18-RA2P		IPSD6-S2NO18-3U8		IPSD6-S2NO18-R3U8		IPSD6-S2NO30-A2P		IPSD6-S2NO30-3U8	
IPSD6-S2NC18-RA2P		IPSD6-S2NC18-3U8		IPSD6-S2NC18-R3U8		IPSD6-S2NC30-A2P		IPSD6-S2NC30-3U8	

Xecro reserves the right to make minor changes without prior notification.
Xecro behält sich das Recht auf geringe Änderungen ohne Ankündigung vor.

Inductive Proximity Switch
3-Wire DC

Induktive Näherungsschalter
3-Leiter DC

shielded
bündig
Ø 6.5 mm | 2 mm

shielded
bündig
Ø 6.5 mm | 2 mm

shielded
bündig
Ø 6.5 mm | 2 mm

increased
erhöht

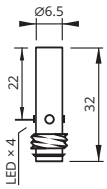

increased
erhöht

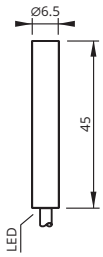

increased
erhöht

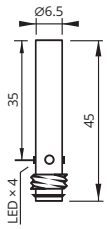

Sensing distance S_n	Schaltabstand S_n	2 mm		2 mm		2 mm	
Operating voltage	Betriebsspannung	10...30 V_{DC}		10...30 V_{DC}		10...30 V_{DC}	
Reverse polarity protection	Verpolungsschutz	built-in	integriert	built-in	integriert	built-in	integriert
Current consumption	Stromverbrauch	<8 mA		<8 mA		<8 mA	
Current load capability	Ausgangsbelastbarkeit	200 mA		200 mA		200 mA	
Short circuit protection	Kurzschlussschutz	built-in	integriert	built-in	integriert	built-in	integriert
Voltage drop	Spannungsabfall	<1.5 V @ 200 mA		<1.5 V @ 200 mA		<1.5 V @ 200 mA	
Switching frequency	Schaltfrequenz	2000 Hz		2000 Hz		2000 Hz	
Correction factor	Korrekturfaktor	Alu 0.45 · Brs 0.50 · SS 0.85		Alu 0.45 · Brs 0.50 · SS 0.85		Alu 0.45 · Brs 0.50 · SS 0.85	
Operating temperature	Betriebstemperatur	–25...+75 °C		–25...+75 °C		–25...+75 °C	
Protection class	Schutzklasse	IP67		IP67		IP67	
Sensing face	Sensorfläche	POM		POM		POM	
Housing material	Gehäusewerkstoff	SS304	V2A	SS304	V2A	SS304	V2A
Switching indicator	Schaltanzeige	built-in	integriert	built-in	integriert	built-in	integriert
Connection	Anschluss	conn. M8	M8-Stecker	PVC, ultra-flex		conn. M8	M8-Stecker
Article code PNP, NO	⎍	IPSD6-S2PO32-A8		IPSD6-S2PO45-A2P		IPSD6-S2PO45-A8	
Article code PNP, NC	⎍	IPSD6-S2PC32-A8		IPSD6-S2PC45-A2P		IPSD6-S2PC45-A8	
Article code PNP, NO+NC	⎍+ ⎍						
Article code NPN, NO	⎍	IPSD6-S2NO32-A8		IPSD6-S2NO45-A2P		IPSD6-S2NO45-A8	
Article code NPN, NC	⎍	IPSD6-S2NC32-A8		IPSD6-S2NC45-A2P		IPSD6-S2NC45-A8	
Article code NPN, NO+NC	⎍+ ⎍						

Mind O ≠ 0, I ≠ l ≠ 1, S ≠ 5, B ≠ 8.

O ≠ 0, I ≠ l ≠ 1, S ≠ 5, B ≠ 8 beachten.

shielded
bündig
Ø 6.5 mm | 2 mm

shielded
bündig
Ø 6.5 mm | 2 mm

shielded
bündig
Ø 6.5 mm | 3 mm

shielded
bündig
Ø 6.5 mm | 3 mm

shielded
bündig
Ø 6.5 mm | 3 mm

increased
erhöht

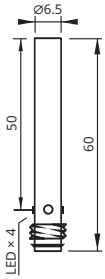

increased
erhöht

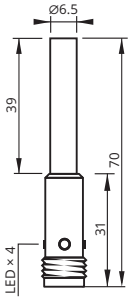

extended
erweitert

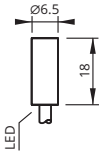

extended
erweitert

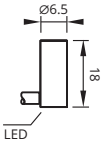

extended
erweitert

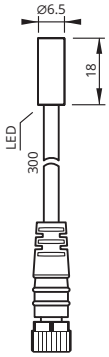

2 mm		2 mm		3 mm		3 mm		3 mm	
10...30 V_{DC}		10...30 V_{DC}		10...30 V_{DC}		10...30 V_{DC}		10...30 V_{DC}	
built-in	integriert	built-in	integriert	built-in	integriert	built-in	integriert	built-in	integriert
<8 mA		<8 mA		<8 mA		<8 mA		<8 mA	
200 mA		200 mA		200 mA		200 mA		200 mA	
built-in	integriert	built-in	integriert	built-in	integriert	built-in	integriert	built-in	integriert
<1.5 V @ 200 mA		<1.5 V @ 200 mA		<1.5 V @ 200 mA		<1.5 V @ 200 mA		<1.5 V @ 200 mA	
2000 Hz		2000 Hz		1000 Hz		1000 Hz		1000 Hz	
Alu 0.45 · Brs 0.50 · SS 0.85		Alu 0.45 · Brs 0.50 · SS 0.85		Alu 0.45 · Brs 0.50 · SS 0.85		Alu 0.45 · Brs 0.50 · SS 0.85		Alu 0.45 · Brs 0.50 · SS 0.85	
–25...+75 °C		–25...+75 °C		–25...+75 °C		–25...+75 °C		–25...+75 °C	
IP67		IP67		IP67		IP67		IP67	
POM		POM		POM		POM		POM	
SS304	V2A	SS304	V2A	SS304	V2A	SS304	V2A	SS304	V2A
built-in	integriert	built-in	integriert	built-in	integriert	built-in	integriert	built-in	integriert
conn. M8	M8-Stecker	conn. M12	M12-Stecker	PVC, ultra-flex		PVC, ultra-flex		PUR, 300 mm, M8	
IPSD6-S2PO60-A8		IPSD6-S2PO70-A12		IPSD6-S3PO18-A2P		IPSD6-S3PO18-RA2P		IPSD6-S3PO18-3U8	
IPSD6-S2PC60-A8		IPSD6-S2PC70-A12		IPSD6-S3PC18-A2P		IPSD6-S3PC18-RA2P		IPSD6-S3PC18-3U8	
IPSD6-S2NO60-A8		IPSD6-S2NO70-A12		IPSD6-S3NO18-A2P		IPSD6-S3NO18-RA2P		IPSD6-S3NO18-3U8	
IPSD6-S2NC60-A8		IPSD6-S2NC70-A12		IPSD6-S3NC18-A2P		IPSD6-S3NC18-RA2P		IPSD6-S3NC18-3U8	

Xecro reserves the right to make minor changes without prior notification.
Xecro behält sich das Recht auf geringe Änderungen ohne Ankündigung vor.

Inductive Proximity Switch
3-Wire DC

Induktive Näherungsschalter
3-Leiter DC

shielded
bündig
Ø 6.5 mm | 3 mm

shielded
bündig
Ø 6.5 mm | 3 mm

shielded
bündig
Ø 6.5 mm | 3 mm

extended
erweitert

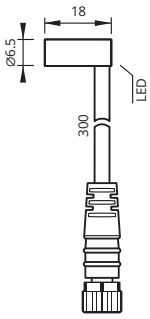

extended
erweitert

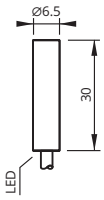

extended
erweitert

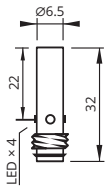

Sensing distance S_n	Schaltabstand S_n	3 mm		3 mm		3 mm	
Operating voltage	Betriebsspannung	10...30 V_{DC}		10...30 V_{DC}		10...30 V_{DC}	
Reverse polarity protection	Verpolungsschutz	built-in	integriert	built-in	integriert	built-in	integriert
Current consumption	Stromverbrauch	<8 mA		<8 mA		<8 mA	
Current load capability	Ausgangsbelastbarkeit	200 mA		200 mA		200 mA	
Short circuit protection	Kurzschlussschutz	built-in	integriert	built-in	integriert	built-in	integriert
Voltage drop	Spannungsabfall	<1.5 V @ 200 mA		<1.5 V @ 200 mA		<1.5 V @ 200 mA	
Switching frequency	Schaltfrequenz	1000 Hz		1000 Hz		1000 Hz	
Correction factor	Korrekturfaktor	Alu 0.45 · Brs 0.50 · SS 0.85		Alu 0.45 · Brs 0.50 · SS 0.85		Alu 0.45 · Brs 0.50 · SS 0.85	
Operating temperature	Betriebstemperatur	–25...+75 °C		–25...+75 °C		–25...+75 °C	
Protection class	Schutzklasse	IP67		IP67		IP67	
Sensing face	Sensorfläche	POM		POM		POM	
Housing material	Gehäusewerkstoff	SS304	V2A	SS304	V2A	SS304	V2A
Switching indicator	Schaltanzeige	built-in	integriert	built-in	integriert	built-in	integriert
Connection	Anschluss	PUR, 300 mm, M8		PVC, ultra-flex		conn. M8	M8-Stecker
Article code PNP, NO	⎍	IPSD6-S3PO18-R3U8		IPSD6-S3PO30-A2P		IPSD6-S3PO32-A8	
Article code PNP, NC	⎍	IPSD6-S3PC18-R3U8		IPSD6-S3PC30-A2P		IPSD6-S3PC32-A8	
Article code PNP, NO+NC	⎍+ ⎍						
Article code NPN, NO	⎍	IPSD6-S3NO18-R3U8		IPSD6-S3NO30-A2P		IPSD6-S3NO32-A8	
Article code NPN, NC	⎍	IPSD6-S3NC18-R3U8		IPSD6-S3NC30-A2P		IPSD6-S3NC32-A8	
Article code NPN, NO+NC	⎍+ ⎍						

Mind O ≠ 0, I ≠ l ≠ 1, S ≠ 5, B ≠ 8.

O ≠ 0, I ≠ l ≠ 1, S ≠ 5, B ≠ 8 beachten.

shielded
bündig
Ø 6.5 mm | 3 mm

shielded
bündig
Ø 6.5 mm | 3 mm

shielded
bündig
Ø 6.5 mm | 3 mm

shielded
bündig
Ø 6.5 mm | 3 mm

shielded
bündig
Ø 6.5 mm | 3 mm

extended
erweitert

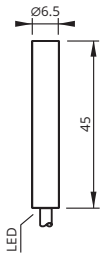

extended
erweitert

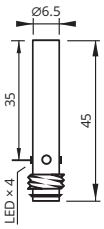

extended
erweitert

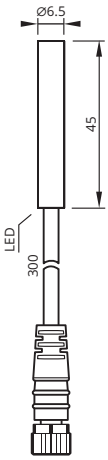

extended
erweitert

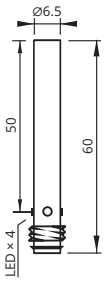

extended
erweitert

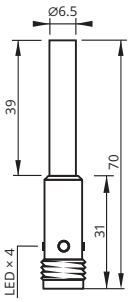

3 mm	3 mm	3 mm	3 mm	3 mm
10...30 V_{DC}	10...30 V_{DC}	10...30 V_{DC}	10...30 V_{DC}	10...30 V_{DC}
built-in integriert	built-in integriert	built-in integriert	built-in integriert	built-in integriert
<8 mA	<8 mA	<8 mA	<8 mA	<8 mA
200 mA	200 mA	200 mA	200 mA	200 mA
built-in integriert	built-in integriert	built-in integriert	built-in integriert	built-in integriert
<1.5 V @ 200 mA	<1.5 V @ 200 mA	<1.5 V @ 200 mA	<1.5 V @ 200 mA	<1.5 V @ 200 mA
1000 Hz	1000 Hz	1000 Hz	1000 Hz	1000 Hz
Alu 0.45 · Brs 0.50 · SS 0.85	Alu 0.45 · Brs 0.50 · SS 0.85	Alu 0.45 · Brs 0.50 · SS 0.85	Alu 0.45 · Brs 0.50 · SS 0.85	Alu 0.45 · Brs 0.50 · SS 0.85
–25...+75 °C	–25...+75 °C	–25...+75 °C	–25...+75 °C	–25...+75 °C
IP67	IP67	IP67	IP67	IP67
POM	POM	POM	POM	POM
SS304 V2A	SS304 V2A	SS304 V2A	SS304 V2A	SS304 V2A
built-in integriert	built-in integriert	built-in integriert	built-in integriert	built-in integriert
PVC, ultra-flex	conn. M8 M8-Stecker	PVC, ultra-flex	conn. M8 M8-Stecker	conn. M12 M12-Stecker
IPSD6-S3PO45-A2P	IPSD6-S3PO45-A8	IPSD6-S3PO45-3U8	IPSD6-S3PO60-A8	IPSD6-S3PO70-A12
IPSD6-S3PC45-A2P	IPSD6-S3PC45-A8	IPSD6-S3PC45-3U8	IPSD6-S3PC60-A8	IPSD6-S3PC70-A12
IPSD6-S3NO45-A2P	IPSD6-S3NO45-A8	IPSD6-S3NO45-3U8	IPSD6-S3NO60-A8	IPSD6-S3NO70-A12
IPSD6-S3NC45-A2P	IPSD6-S3NC45-A8	IPSD6-S3NC45-3U8	IPSD6-S3NC60-A8	IPSD6-S3NC70-A12

Xecro reserves the right to make minor changes without prior notification.
Xecro behält sich das Recht auf geringe Änderungen ohne Ankündigung vor.

Inductive Proximity Switch
3-Wire DC

Induktive Näherungsschalter
3-Leiter DC

unshielded
nicht bündig
Ø 6.5 mm | 4 mm

unshielded
nicht bündig
Ø 6.5 mm | 4 mm

unshielded
nicht bündig
Ø 6.5 mm | 4 mm

increased
erhöht

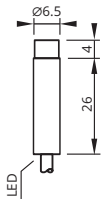

increased
erhöht

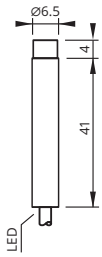

increased
erhöht

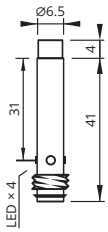

Sensing distance S_n	**Schaltabstand S_n**	**4 mm**		**4 mm**		**4 mm**	
Operating voltage	Betriebsspannung	10...30 V_{DC}		10...30 V_{DC}		10...30 V_{DC}	
Reverse polarity protection	Verpolungsschutz	built-in	integriert	built-in	integriert	built-in	integriert
Current consumption	Stromverbrauch	<8 mA		<8 mA		<8 mA	
Current load capability	Ausgangsbelastbarkeit	200 mA		200 mA		200 mA	
Short circuit protection	Kurzschlussschutz	built-in	integriert	built-in	integriert	built-in	integriert
Voltage drop	Spannungsabfall	<1.5 V @ 200 mA		<1.5 V @ 200 mA		<1.5 V @ 200 mA	
Switching frequency	Schaltfrequenz	1000 Hz		1000 Hz		1000 Hz	
Correction factor	Korrekturfaktor	Alu 0.45 · Brs 0.50 · SS 0.85		Alu 0.45 · Brs 0.50 · SS 0.85		Alu 0.45 · Brs 0.50 · SS 0.85	
Operating temperature	Betriebstemperatur	–25...+75 °C		–25...+75 °C		–25...+75 °C	
Protection class	Schutzklasse	IP67		IP67		IP67	
Sensing face	Sensorfläche	POM		POM		POM	
Housing material	Gehäusewerkstoff	SS304	V2A	SS304	V2A	SS304	V2A
Switching indicator	Schaltanzeige	built-in	integriert	built-in	integriert	built-in	integriert
Connection	Anschluss	PVC, ultra-flex		PVC, ultra-flex		conn. M8	M8-Stecker
Article code PNP, NO	⎍	IPSD6-N4PO30-A2P		IPSD6-N4PO45-A2P		IPSD6-N4PO45-A8	
Article code PNP, NC	⎍	IPSD6-N4PC30-A2P		IPSD6-N4PC45-A2P		IPSD6-N4PC45-A8	
Article code PNP, NO+NC	⎍+ ⎍						
Article code NPN, NO	⎍	IPSD6-N4NO30-A2P		IPSD6-N4NO45-A2P		IPSD6-N4NO45-A8	
Article code NPN, NC	⎍	IPSD6-N4NC30-A2P		IPSD6-N4NC45-A2P		IPSD6-N4NC45-A8	
Article code NPN, NO+NC	⎍+ ⎍						

Mind O ≠ 0, I ≠ l ≠ 1, S ≠ 5, B ≠ 8.

O ≠ 0, I ≠ l ≠ 1, S ≠ 5, B ≠ 8 beachten.

unshielded
nicht bündig
Ø 6.5 mm | 4 mm

unshielded
nicht bündig
Ø 6.5 mm | 4 mm

unshielded
nicht bündig
Ø 6.5 mm | 6 mm

unshielded
nicht bündig
Ø 6.5 mm | 6 mm

unshielded
nicht bündig
Ø 6.5 mm | 6 mm

increased
erhöht

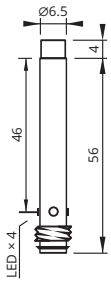

increased
erhöht

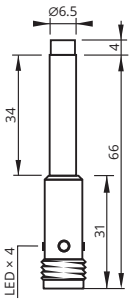

extended
erweitert

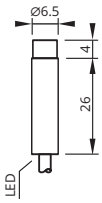

extended
erweitert

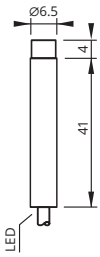

extended
erweitert

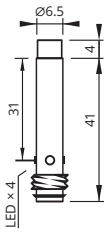

4 mm	4 mm	6 mm	6 mm	6 mm
10...30 V_{DC}	10...30 V_{DC}	10...30 V_{DC}	10...30 V_{DC}	10...30 V_{DC}
built-in integriert	built-in integriert	built-in integriert	built-in integriert	built-in integriert
<8 mA	<8 mA	<8 mA	<8 mA	<8 mA
200 mA	200 mA	200 mA	200 mA	200 mA
built-in integriert	built-in integriert	built-in integriert	built-in integriert	built-in integriert
<1.5 V @ 200 mA	<1.5 V @ 200 mA	<1.5 V @ 200 mA	<1.5 V @ 200 mA	<1.5 V @ 200 mA
1000 Hz	1000 Hz	500 Hz	500 Hz	500 Hz
Alu 0.45 · Brs 0.50 · SS 0.85	Alu 0.45 · Brs 0.50 · SS 0.85	Alu 0.45 · Brs 0.50 · SS 0.85	Alu 0.45 · Brs 0.50 · SS 0.85	Alu 0.45 · Brs 0.50 · SS 0.85
–25...+75 °C	–25...+75 °C	–25...+75 °C	–25...+75 °C	–25...+75 °C
IP67	IP67	IP67	IP67	IP67
POM	POM	POM	POM	POM
SS304 V2A	SS304 V2A	SS304 V2A	SS304 V2A	SS304 V2A
built-in integriert	built-in integriert	built-in integriert	built-in integriert	built-in integriert
conn. M8 M8-Stecker	conn. M12 M12-Stecker	PVC, ultra-flex	PVC, ultra-flex	conn. M8 M8-Stecker
IPSD6-N4PO60-A8	IPSD6-N4PO70-A12	IPSD6-N6PO30-A2P	IPSD6-N6PO45-A2P	IPSD6-N6PO45-A8
IPSD6-N4PC60-A8	IPSD6-N4PC70-A12	IPSD6-N6PC30-A2P	IPSD6-N6PC45-A2P	IPSD6-N6PC45-A8
IPSD6-N4NO60-A8	IPSD6-N4NO70-A12	IPSD6-N6NO30-A2P	IPSD6-N6NO45-A2P	IPSD6-N6NO45-A8
IPSD6-N4NC60-A8	IPSD6-N4NC70-A12	IPSD6-N6NC30-A2P	IPSD6-N6NC45-A2P	IPSD6-N6NC45-A8

Xecro reserves the right to make minor changes without prior notification.
Xecro behält sich das Recht auf geringe Änderungen ohne Ankündigung vor.

Inductive Proximity Switch
3-Wire DC

Induktive Näherungsschalter
3-Leiter DC

unshielded
nicht bündig
Ø 6.5 mm | 6 mm

unshielded
nicht bündig
Ø 6.5 mm | 6 mm

shielded
bündig
M8 × 1 | 1 mm

extended
erweitert

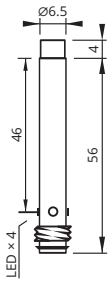

extended
erweitert

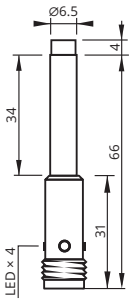

standard

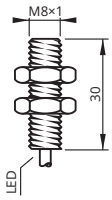

Sensing distance S_n	Schaltabstand S_n	6 mm		6 mm		1 mm	
Operating voltage	Betriebsspannung	10...30 V_{DC}		10...30 V_{DC}		10...30 V_{DC}	
Reverse polarity protection	Verpolungsschutz	built-in	integriert	built-in	integriert	built-in	integriert
Current consumption	Stromverbrauch	<8 mA		<8 mA		<8 mA	
Current load capability	Ausgangsbelastbarkeit	200 mA		200 mA		200 mA	
Short circuit protection	Kurzschlussschutz	built-in	integriert	built-in	integriert	built-in	integriert
Voltage drop	Spannungsabfall	<1.5 V @ 200 mA		<1.5 V @ 200 mA		<1.5 V @ 200 mA	
Switching frequency	Schaltfrequenz	500 Hz		500 Hz		2000 Hz	
Correction factor	Korrekturfaktor	Alu 0.45 · Brs 0.50 · SS 0.85		Alu 0.45 · Brs 0.50 · SS 0.85		Alu 0.45 · Brs 0.50 · SS 0.85	
Operating temperature	Betriebstemperatur	–25...+75 °C		–25...+75 °C		–25...+75 °C	
Protection class	Schutzklasse	IP67		IP67		IP67	
Sensing face	Sensorfläche	POM		POM		POM	
Housing material	Gehäusewerkstoff	SS304	V2A	SS304	V2A	SS304	V2A
Switching indicator	Schaltanzeige	built-in	integriert	built-in	integriert	built-in	integriert
Connection	Anschluss	conn. M8	M8-Stecker	conn. M12	M12-Stecker	PVC, ultra-flex	
Article code PNP, NO	⎍	IPSD6-N6PO60-A8		IPSD6-N6PO70-A12		IPS8-S1PO30-A2P	
Article code PNP, NC	⎍	IPSD6-N6PC60-A8		IPSD6-N6PC70-A12		IPS8-S1PC30-A2P	
Article code PNP, NO+NC	⎍+ ⎍						
Article code NPN, NO	⎍	IPSD6-N6NO60-A8		IPSD6-N6NO70-A12		IPS8-S1NO30-A2P	
Article code NPN, NC	⎍	IPSD6-N6NC60-A8		IPSD6-N6NC70-A12		IPS8-S1NC30-A2P	
Article code NPN, NO+NC	⎍+ ⎍						

Mind O ≠ 0, I ≠ l ≠ 1, S ≠ 5, B ≠ 8.

O ≠ 0, I ≠ l ≠ 1, S ≠ 5, B ≠ 8 beachten.

shielded bündig **M8 × 1 | 1 mm**	shielded bündig **M8 × 1 | 1 mm**	shielded bündig **M8 × 1 | 1 mm**	shielded bündig **M8 × 1 | 1 mm**	unshielded nicht bündig **M8 × 1 | 2 mm**
standard	standard	standard	standard	standard
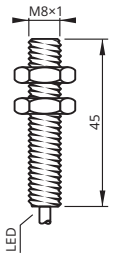	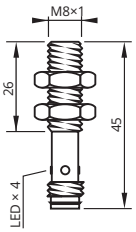	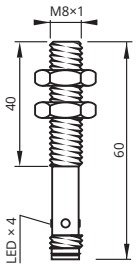	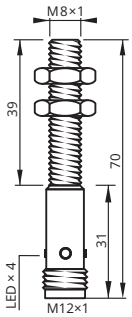	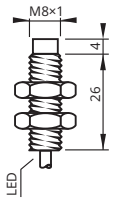

1 mm	1 mm	1 mm	1 mm	2 mm
10...30 V_{DC}	10...30 V_{DC}	10...30 V_{DC}	10...30 V_{DC}	10...30 V_{DC}
built-in integriert	built-in integriert	built-in integriert	built-in integriert	built-in integriert
<8 mA	<8 mA	<8 mA	<8 mA	<8 mA
200 mA	200 mA	200 mA	200 mA	200 mA
built-in integriert	built-in integriert	built-in integriert	built-in integriert	built-in integriert
<1.5 V @ 200 mA	<1.5 V @ 200 mA	<1.5 V @ 200 mA	<1.5 V @ 200 mA	<1.5 V @ 200 mA
2000 Hz	2000 Hz	2000 Hz	2000 Hz	2000 Hz
Alu 0.45 · Brs 0.50 · SS 0.85	Alu 0.45 · Brs 0.50 · SS 0.85	Alu 0.45 · Brs 0.50 · SS 0.85	Alu 0.45 · Brs 0.50 · SS 0.85	Alu 0.45 · Brs 0.50 · SS 0.85
–25...+75 °C	–25...+75 °C	–25...+75 °C	–25...+75 °C	–25...+75 °C
IP67	IP67	IP67	IP67	IP67
POM	POM	POM	POM	POM
SS304 V2A	SS304 V2A	SS304 V2A	SS304 V2A	SS304 V2A
built-in integriert	built-in integriert	built-in integriert	built-in integriert	built-in integriert
PVC, ultra-flex	conn. M8 M8-Stecker	conn. M8 M8-Stecker	conn. M12 M12-Stecker	PVC, ultra-flex
IPS8-S1PO45-A2P	IPS8-S1PO45-A8	IPS8-S1PO60-A8	IPS8-S1PO70-A12	IPS8-N2PO30-A2P
IPS8-S1PC45-A2P	IPS8-S1PC45-A8	IPS8-S1PC60-A8	IPS8-S1PC70-A12	IPS8-N2PC30-A2P
IPS8-S1NO45-A2P	IPS8-S1NO45-A8	IPS8-S1NO60-A8	IPS8-S1NO70-A12	IPS8-N2NO30-A2P
IPS8-S1NC45-A2P	IPS8-S1NC45-A8	IPS8-S1NC60-A8	IPS8-S1NC70-A12	IPS8-N2NC30-A2P

Xecro reserves the right to make minor changes without prior notification.
Xecro behält sich das Recht auf geringe Änderungen ohne Ankündigung vor.

Inductive Proximity Switch
3-Wire DC

Induktive Näherungsschalter
3-Leiter DC

unshielded nicht bündig **M8 × 1 | 2 mm**	unshielded nicht bündig **M8 × 1 | 2 mm**	unshielded nicht bündig **M8 × 1 | 2 mm**
standard	standard	standard
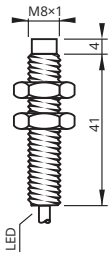	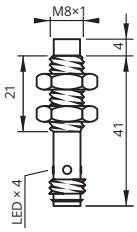	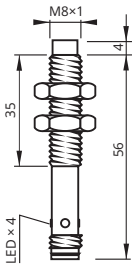

Sensing distance S_n	**Schaltabstand S_n**	**2 mm**		**2 mm**		**2 mm**	
Operating voltage	Betriebsspannung	10...30 V_{DC}		10...30 V_{DC}		10...30 V_{DC}	
Reverse polarity protection	Verpolungsschutz	built-in	integriert	built-in	integriert	built-in	integriert
Current consumption	Stromverbrauch	<8 mA		<8 mA		<8 mA	
Current load capability	Ausgangsbelastbarkeit	200 mA		200 mA		200 mA	
Short circuit protection	Kurzschlussschutz	built-in	integriert	built-in	integriert	built-in	integriert
Voltage drop	Spannungsabfall	<1.5 V @ 200 mA		<1.5 V @ 200 mA		<1.5 V @ 200 mA	
Switching frequency	Schaltfrequenz	2000 Hz		2000 Hz		2000 Hz	
Correction factor	Korrekturfaktor	Alu 0.45 · Brs 0.50 · SS 0.85		Alu 0.45 · Brs 0.50 · SS 0.85		Alu 0.45 · Brs 0.50 · SS 0.85	
Operating temperature	Betriebstemperatur	–25...+75 °C		–25...+75 °C		–25...+75 °C	
Protection class	Schutzklasse	IP67		IP67		IP67	
Sensing face	Sensorfläche	POM		POM		POM	
Housing material	Gehäusewerkstoff	SS304	V2A	SS304	V2A	SS304	V2A
Switching indicator	Schaltanzeige	built-in	integriert	built-in	integriert	built-in	integriert
Connection	Anschluss	PVC, ultra-flex		conn. M8	M8-Stecker	conn. M8	M8-Stecker
Article code PNP, NO	⎍	IPS8-N2PO45-A2P		IPS8-N2PO45-A8		IPS8-N2PO60-A8	
Article code PNP, NC	⎎	IPS8-N2PC45-A2P		IPS8-N2PC45-A8		IPS8-N2PC60-A8	
Article code PNP, NO+NC	⎍+ ⎎						
Article code NPN, NO	⎍	IPS8-N2NO45-A2P		IPS8-N2NO45-A8		IPS8-N2NO60-A8	
Article code NPN, NC	⎎	IPS8-N2NC45-A2P		IPS8-N2NC45-A8		IPS8-N2NC60-A8	
Article code NPN, NO+NC	⎍+ ⎎						

Mind O ≠ 0, I ≠ l ≠ 1, S ≠ 5, B ≠ 8.

O ≠ 0, I ≠ l ≠ 1, S ≠ 5, B ≠ 8 beachten.

unshielded nicht bündig **M8 × 1 | 2 mm**	shielded bündig **M8 × 1 | 2 mm**	shielded bündig **M8 × 1 | 2 mm**	shielded bündig **M8 × 1 | 2 mm**	shielded bündig **M8 × 1 | 2 mm**
standard	increased erhöht	increased erhöht	increased erhöht	increased erhöht
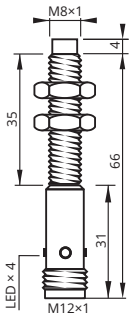	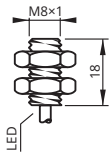	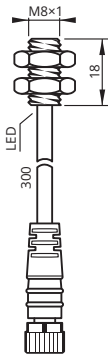	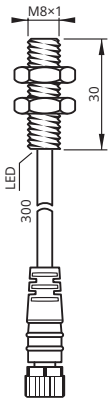	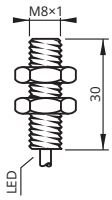

2 mm	2 mm	2 mm	2 mm	2 mm
10...30 V_{DC}	10...30 V_{DC}	10...30 V_{DC}	10...30 V_{DC}	10...30 V_{DC}
built-in integriert	built-in integriert	built-in integriert	built-in integriert	built-in integriert
<8 mA	<8 mA	<8 mA	<8 mA	<8 mA
200 mA	200 mA	200 mA	200 mA	200 mA
built-in integriert	built-in integriert	built-in integriert	built-in integriert	built-in integriert
<1.5 V @ 200 mA	<1.5 V @ 200 mA	<1.5 V @ 200 mA	<1.5 V @ 200 mA	<1.5 V @ 200 mA
2000 Hz	2000 Hz	2000 Hz	2000 Hz	2000 Hz
Alu 0.45 · Brs 0.50 · SS 0.85	Alu 0.45 · Brs 0.50 · SS 0.85	Alu 0.45 · Brs 0.50 · SS 0.85	Alu 0.45 · Brs 0.50 · SS 0.85	Alu 0.45 · Brs 0.50 · SS 0.85
–25...+75 °C	–25...+75 °C	–25...+75 °C	–25...+75 °C	–25...+75 °C
IP67	IP67	IP67	IP67	IP67
POM	POM	POM	POM	POM
SS304 V2A	SS304 V2A	SS304 V2A	SS304 V2A	SS304 V2A
built-in integriert	built-in integriert	built-in integriert	built-in integriert	built-in integriert
conn. M12 M12-Stecker	PVC, ultra-flex	PUR, 300 mm, M8	PUR, 300 mm, M8	PVC, ultra-flex
IPS8-N2PO70-A12	IPS8-S2PO18-A2P	IPS8-S2PO18-3U8	IPS8-S2PO30-3U8	IPS8-S2PO30-A2P
IPS8-N2PC70-A12	IPS8-S2PC18-A2P	IPS8-S2PC18-3U8	IPS8-S2PC30-3U8	IPS8-S2PC30-A2P
IPS8-N2NO70-A12	IPS8-S2NO18-A2P	IPS8-S2NO18-3U8	IPS8-S2NO30-3U8	IPS8-S2NO30-A2P
IPS8-N2NC70-A12	IPS8-S2NC18-A2P	IPS8-S2NC18-3U8	IPS8-S2NC30-3U8	IPS8-S2NC30-A2P

Xecro reserves the right to make minor changes without prior notification.
Xecro behält sich das Recht auf geringe Änderungen ohne Ankündigung vor.

Inductive Proximity Switch
3-Wire DC

Induktive Näherungsschalter
3-Leiter DC

shielded
bündig
M8 × 1 | 2 mm

shielded
bündig
M8 × 1 | 2 mm

shielded
bündig
M8 × 1 | 2 mm

increased
erhöht

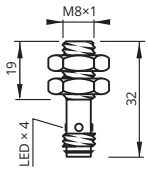

increased
erhöht

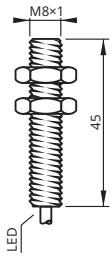

increased
erhöht

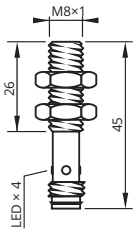

Sensing distance S_n	Schaltabstand S_n	2 mm		2 mm		2 mm	
Operating voltage	Betriebsspannung	10...30 V_{DC}		10...30 V_{DC}		10...30 V_{DC}	
Reverse polarity protection	Verpolungsschutz	built-in	integriert	built-in	integriert	built-in	integriert
Current consumption	Stromverbrauch	<8 mA		<8 mA		<8 mA	
Current load capability	Ausgangsbelastbarkeit	200 mA		200 mA		200 mA	
Short circuit protection	Kurzschlussschutz	built-in	integriert	built-in	integriert	built-in	integriert
Voltage drop	Spannungsabfall	<1.5 V @ 200 mA		<1.5 V @ 200 mA		<1.5 V @ 200 mA	
Switching frequency	Schaltfrequenz	2000 Hz		2000 Hz		2000 Hz	
Correction factor	Korrekturfaktor	Alu 0.45 · Brs 0.50 · SS 0.85		Alu 0.45 · Brs 0.50 · SS 0.85		Alu 0.45 · Brs 0.50 · SS 0.85	
Operating temperature	Betriebstemperatur	–25...+75 °C		–25...+75 °C		–25...+75 °C	
Protection class	Schutzklasse	IP67		IP67		IP67	
Sensing face	Sensorfläche	POM		POM		POM	
Housing material	Gehäusewerkstoff	SS304	V2A	SS304	V2A	SS304	V2A
Switching indicator	Schaltanzeige	built-in	integriert	built-in	integriert	built-in	integriert
Connection	Anschluss	conn. M8	M8-Stecker	PVC, ultra-flex		conn. M8	M8-Stecker
Article code PNP, NO	⎍	IPS8-S2PO32-A8		IPS8-S2PO45-A2P		IPS8-S2PO45-A8	
Article code PNP, NC	⎎	IPS8-S2PC32-A8		IPS8-S2PC45-A2P		IPS8-S2PC45-A8	
Article code PNP, NO+NC	⎍+ ⎎			IPS8-S2PCO45-A2P			
Article code NPN, NO	⎍	IPS8-S2NO32-A8		IPS8-S2NO45-A2P		IPS8-S2NO45-A8	
Article code NPN, NC	⎎	IPS8-S2NC32-A8		IPS8-S2NC45-A2P		IPS8-S2NC45-A8	
Article code NPN, NO+NC	⎍+ ⎎			IPS8-S2NCO45-A2P			

Mind O ≠ 0, I ≠ l ≠ 1, S ≠ 5, B ≠ 8.

O ≠ 0, I ≠ l ≠ 1, S ≠ 5, B ≠ 8 beachten.

shielded
bündig
M8 × 1 | 2 mm

shielded
bündig
M8 × 1 | 2 mm

shielded
bündig
M8 × 1 | 2 mm

semi-shielded
quasi-bündig
M8 × 1 | 3 mm

semi-shielded
quasi-bündig
M8 × 1 | 3 mm

increased
erhöht

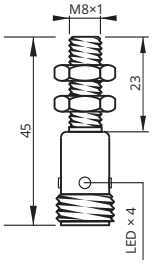

increased
erhöht

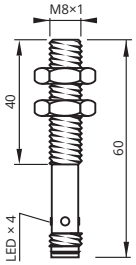

increased
erhöht

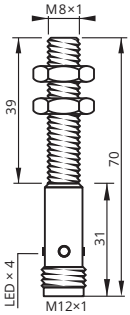

extended
erweitert

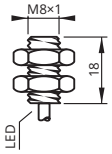

extended
erweitert

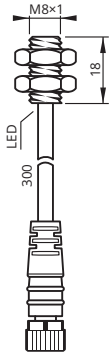

2 mm		2 mm		2 mm		3 mm		3 mm	
10...30 V_{DC}		10...30 V_{DC}		10...30 V_{DC}		10...30 V_{DC}		10...30 V_{DC}	
built-in	integriert	built-in	integriert	built-in	integriert	built-in	integriert	built-in	integriert
<8 mA		<8 mA		<8 mA		<8 mA		<8 mA	
200 mA		200 mA		200 mA		200 mA		200 mA	
built-in	integriert	built-in	integriert	built-in	integriert	built-in	integriert	built-in	integriert
<1.5 V @ 200 mA		<1.5 V @ 200 mA		<1.5 V @ 200 mA		<1.5 V @ 200 mA		<1.5 V @ 200 mA	
2000 Hz		2000 Hz		2000 Hz		1000 Hz		1000 Hz	
Alu 0.45 · Brs 0.50 · SS 0.85		Alu 0.45 · Brs 0.50 · SS 0.85		Alu 0.45 · Brs 0.50 · SS 0.85		Alu 0.45 · Brs 0.50 · SS 0.85		Alu 0.45 · Brs 0.50 · SS 0.85	
–25...+75 °C		–25...+75 °C		–25...+75 °C		–25...+75 °C		–25...+75 °C	
IP67		IP67		IP67		IP67		IP67	
POM		POM		POM		POM		POM	
SS304	V2A	SS304	V2A	SS304	V2A	SS304	V2A	SS304	V2A
built-in	integriert	built-in	integriert	built-in	integriert	built-in	integriert	built-in	integriert
conn. M12	M12-Stecker	conn. M8	M8-Stecker	conn. M12	M12-Stecker	PVC, ultra-flex		PUR, 300 mm, M8	
IPS8-S2PO45-A12		IPS8-S2PO60-A8		IPS8-S2PO70-A12		IPS8-S3PO18-A2P		IPS8-S3PO18-3U8	
IPS8-S2PC45-A12		IPS8-S2PC60-A8		IPS8-S2PC70-A12		IPS8-S3PC18-A2P		IPS8-S3PC18-3U8	
		IPS8-S2PCO60-A8		IPS8-S2PCO70-A12					
IPS8-S2NO45-A12		IPS8-S2NO60-A8		IPS8-S2NO70-A12		IPS8-S3NO18-A2P		IPS8-S3NO18-3U8	
IPS8-S2NC45-A12		IPS8-S2NC60-A8		IPS8-S2NC70-A12		IPS8-S3NC18-A2P		IPS8-S3NC18-3U8	
		IPS8-S2NCO60-A8		IPS8-S2NCO70-A12					

Xecro reserves the right to make minor changes without prior notification.
Xecro behält sich das Recht auf geringe Änderungen ohne Ankündigung vor.

Inductive Proximity Switch
3-Wire DC

Induktive Näherungsschalter
3-Leiter DC

semi-shielded
quasi-bündig
M8 × 1 | 3 mm

semi-shielded
quasi-bündig
M8 × 1 | 3 mm

semi-shielded
quasi-bündig
M8 × 1 | 3 mm

extended
erweitert

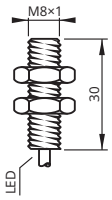

extended
erweitert

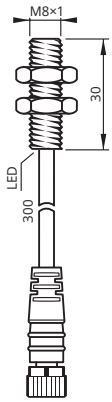

extended
erweitert

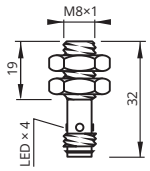

Sensing distance S_n	Schaltabstand S_n	3 mm		3 mm		3 mm	
Operating voltage	Betriebsspannung	10...30 V_{DC}		10...30 V_{DC}		10...30 V_{DC}	
Reverse polarity protection	Verpolungsschutz	built-in	integriert	built-in	integriert	built-in	integriert
Current consumption	Stromverbrauch	<8 mA		<8 mA		<8 mA	
Current load capability	Ausgangsbelastbarkeit	200 mA		200 mA		200 mA	
Short circuit protection	Kurzschlussschutz	built-in	integriert	built-in	integriert	built-in	integriert
Voltage drop	Spannungsabfall	<1.5 V @ 200 mA		<1.5 V @ 200 mA		<1.5 V @ 200 mA	
Switching frequency	Schaltfrequenz	1000 Hz		1000 Hz		1000 Hz	
Correction factor	Korrekturfaktor	Alu 0.45 · Brs 0.50 · SS 0.85		Alu 0.45 · Brs 0.50 · SS 0.85		Alu 0.45 · Brs 0.50 · SS 0.85	
Operating temperature	Betriebstemperatur	–25...+75 °C		–25...+75 °C		–25...+75 °C	
Protection class	Schutzklasse	IP67		IP67		IP67	
Sensing face	Sensorfläche	POM		POM		POM	
Housing material	Gehäusewerkstoff	SS304	V2A	SS304	V2A	SS304	V2A
Switching indicator	Schaltanzeige	built-in	integriert	built-in	integriert	built-in	integriert
Connection	Anschluss	PVC, ultra-flex		PVC, ultra-flex		conn. M8	M8-Stecker
Article code PNP, NO	⎍	IPS8-S3PO30-A2P		IPS8-S3PO30-3U8		IPS8-S3PO32-A8	
Article code PNP, NC	⎎	IPS8-S3PC30-A2P		IPS8-S3PC30-3U8		IPS8-S3PC32-A8	
Article code PNP, NO+NC	⎍+ ⎎						
Article code NPN, NO	⎍	IPS8-S3NO30-A2P		IPS8-S3NO30-3U8		IPS8-S3NO32-A8	
Article code NPN, NC	⎎	IPS8-S3NC30-A2P		IPS8-S3NC30-3U8		IPS8-S3NC32-A8	
Article code NPN, NO+NC	⎍+ ⎎						

Mind O ≠ 0, I ≠ l ≠ 1, S ≠ 5, B ≠ 8.

O ≠ 0, I ≠ l ≠ 1, S ≠ 5, B ≠ 8 beachten.

semi-shielded
quasi-bündig
M8 × 1 | 3 mm

extended
erweitert

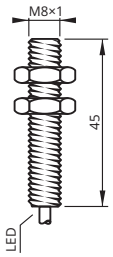

semi-shielded
quasi-bündig
M8 × 1 | 3 mm

extended
erweitert

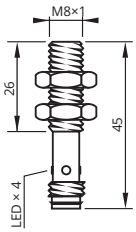

semi-shielded
quasi-bündig
M8 × 1 | 3 mm

extended
erweitert

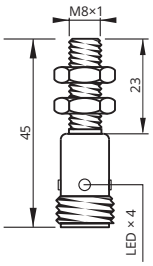

semi-shielded
quasi-bündig
M8 × 1 | 3 mm

extended
erweitert

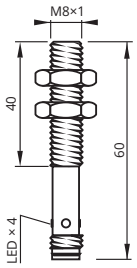

semi-shielded
quasi-bündig
M8 × 1 | 3 mm

extended
erweitert

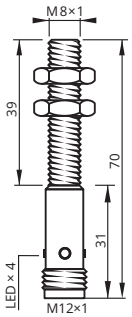

3 mm	3 mm	3 mm	3 mm	3 mm
10...30 V_{DC}	10...30 V_{DC}	10...30 V_{DC}	10...30 V_{DC}	10...30 V_{DC}
built-in integriert	built-in integriert	built-in integriert	built-in integriert	built-in integriert
<8 mA	<8 mA	<8 mA	<8 mA	<8 mA
200 mA	200 mA	200 mA	200 mA	200 mA
built-in integriert	built-in integriert	built-in integriert	built-in integriert	built-in integriert
<1.5 V @ 200 mA	<1.5 V @ 200 mA	<1.5 V @ 200 mA	<1.5 V @ 200 mA	<1.5 V @ 200 mA
1000 Hz	1000 Hz	1000 Hz	1000 Hz	1000 Hz
Alu 0.45 · Brs 0.50 · SS 0.85	Alu 0.45 · Brs 0.50 · SS 0.85	Alu 0.45 · Brs 0.50 · SS 0.85	Alu 0.45 · Brs 0.50 · SS 0.85	Alu 0.45 · Brs 0.50 · SS 0.85
–25...+75 °C	–25...+75 °C	–25...+75 °C	–25...+75 °C	–25...+75 °C
IP67	IP67	IP67	IP67	IP67
POM	POM	POM	POM	POM
SS304 V2A	SS304 V2A	SS304 V2A	SS304 V2A	SS304 V2A
built-in integriert	built-in integriert	built-in integriert	built-in integriert	built-in integriert
PVC, ultra-flex	conn. M8 M8-Stecker	conn. M12 M12-Stecker	conn. M8 M8-Stecker	conn. M12 M12-Stecker
IPS8-S3PO45-A2P	IPS8-S3PO45-A8	IPS8-S3PO45-A12	IPS8-S3PO60-A8	IPS8-S3PO70-A12
IPS8-S3PC45-A2P	IPS8-S3PC45-A8	IPS8-S3PC45-A12	IPS8-S3PC60-A8	IPS8-S3PC70-A12
IPS8-S3NO45-A2P	IPS8-S3NO45-A8	IPS8-S3NO45-A12	IPS8-S3NO60-A8	IPS8-S3NO70-A12
IPS8-S3NC45-A2P	IPS8-S3NC45-A8	IPS8-S3NC45-A12	IPS8-S3NC60-A8	IPS8-S3NC70-A12

Xecro reserves the right to make minor changes without prior notification.
Xecro behält sich das Recht auf geringe Änderungen ohne Ankündigung vor.

Inductive Proximity Switch
3-Wire DC

Induktive Näherungsschalter
3-Leiter DC

unshielded
nicht bündig
M8 × 1 | 4 mm

unshielded
nicht bündig
M8 × 1 | 4 mm

unshielded
nicht bündig
M8 × 1 | 4 mm

increased
erhöht

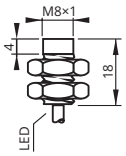

increased
erhöht

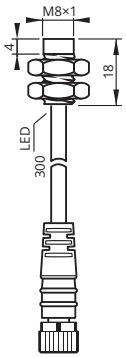

increased
erhöht

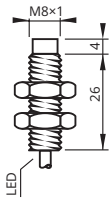

Sensing distance S_n	**Schaltabstand S_n**	**4 mm**		**4 mm**		**4 mm**	
Operating voltage	Betriebsspannung	10...30 V_{DC}		10...30 V_{DC}		10...30 V_{DC}	
Reverse polarity protection	Verpolungsschutz	built-in	integriert	built-in	integriert	built-in	integriert
Current consumption	Stromverbrauch	<8 mA		<8 mA		<8 mA	
Current load capability	Ausgangsbelastbarkeit	200 mA		200 mA		200 mA	
Short circuit protection	Kurzschlussschutz	built-in	integriert	built-in	integriert	built-in	integriert
Voltage drop	Spannungsabfall	<1.5 V @ 200 mA		<1.5 V @ 200 mA		<1.5 V @ 200 mA	
Switching frequency	Schaltfrequenz	1000 Hz		1000 Hz		1000 Hz	
Correction factor	Korrekturfaktor	Alu 0.45 · Brs 0.50 · SS 0.85		Alu 0.45 · Brs 0.50 · SS 0.85		Alu 0.45 · Brs 0.50 · SS 0.85	
Operating temperature	Betriebstemperatur	–25...+75 °C		–25...+75 °C		–25...+75 °C	
Protection class	Schutzklasse	IP67		IP67		IP67	
Sensing face	Sensorfläche	POM		POM		POM	
Housing material	Gehäusewerkstoff	SS304	V2A	SS304	V2A	SS304	V2A
Switching indicator	Schaltanzeige	built-in	integriert	built-in	integriert	built-in	integriert
Connection	Anschluss	PVC, ultra-flex		PUR, 300 mm, M8		PVC, ultra-flex	
Article code PNP, NO	⎍	IPS8-N4PO18-A2P		IPS8-N4PO18-3U8		IPS8-N4PO30-A2P	
Article code PNP, NC	⎍	IPS8-N4PC18-A2P		IPS8-N4PC18-3U8		IPS8-N4PC30-A2P	
Article code PNP, NO+NC	⎍+ ⎍						
Article code NPN, NO	⎍	IPS8-N4NO18-A2P		IPS8-N4NO18-3U8		IPS8-N4NO30-A2P	
Article code NPN, NC	⎍	IPS8-N4NC18-A2P		IPS8-N4NC18-3U8		IPS8-N4NC30-A2P	
Article code NPN, NO+NC	⎍+ ⎍						

Mind O ≠ 0, I ≠ l ≠ 1, S ≠ 5, B ≠ 8.

O ≠ 0, I ≠ l ≠ 1, S ≠ 5, B ≠ 8 beachten.

unshielded
nicht bündig
M8 × 1 | 4 mm

unshielded
nicht bündig
M8 × 1 | 4 mm

unshielded
nicht bündig
M8 × 1 | 4 mm

unshielded
nicht bündig
M8 × 1 | 4 mm

unshielded
nicht bündig
M8 × 1 | 4 mm

increased
erhöht

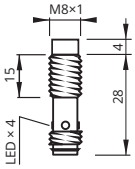

increased
erhöht

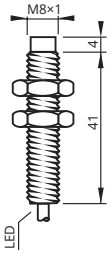

increased
erhöht

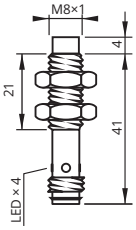

increased
erhöht

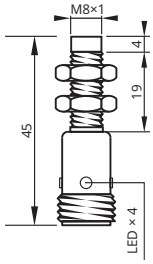

increased
erhöht

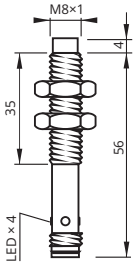

4 mm	4 mm	4 mm	4 mm	4 mm
10...30 V_{DC}	10...30 V_{DC}	10...30 V_{DC}	10...30 V_{DC}	10...30 V_{DC}
built-in integriert	built-in integriert	built-in integriert	built-in integriert	built-in integriert
<8 mA	<8 mA	<8 mA	<8 mA	<8 mA
200 mA	200 mA	200 mA	200 mA	200 mA
built-in integriert	built-in integriert	built-in integriert	built-in integriert	built-in integriert
<1.5 V @ 200 mA	<1.5 V @ 200 mA	<1.5 V @ 200 mA	<1.5 V @ 200 mA	<1.5 V @ 200 mA
2000 Hz	1000 Hz	1000 Hz	1000 Hz	1000 Hz
Alu 0.45 · Brs 0.50 · SS 0.85	Alu 0.45 · Brs 0.50 · SS 0.85	Alu 0.45 · Brs 0.50 · SS 0.85	Alu 0.45 · Brs 0.50 · SS 0.85	Alu 0.45 · Brs 0.50 · SS 0.85
–25...+75 °C	–25...+75 °C	–25...+75 °C	–25...+75 °C	–25...+75 °C
IP67	IP67	IP67	IP67	IP67
SS304 V2A	SS304 V2A	SS304 V2A	SS304 V2A	SS304 V2A
SS304 V2A	SS304 V2A	SS304 V2A	SS304 V2A	SS304 V2A
built-in integriert	built-in integriert	built-in integriert	built-in integriert	built-in integriert
conn. M8 M8-Stecker	PVC, ultra-flex	conn. M8 M8-Stecker	conn. M12 M12-Stecker	conn. M8 M8-Stecker
IPS8-N4PO32-A8	IPS8-N4PO45-A2P	IPS8-N4PO45-A8	IPS8-N4PO45-A12	IPS8-N4PO60-A8
IPS8-N4PC32-A8	IPS8-N4PC45-A2P	IPS8-N4PC45-A8	IPS8-N4PC45-A12	IPS8-N4PC60-A8
IPS8-N4NO32-A8	IPS8-N4NO45-A2P	IPS8-N4NO45-A8	IPS8-N4NO45-A12	IPS8-N4NO60-A8
IPS8-N4NC32-A8	IPS8-N4NC45-A2P	IPS8-N4NC45-A8	IPS8-N4NC45-A12	IPS8-N4NC60-A8

Xecro reserves the right to make minor changes without prior notification.
Xecro behält sich das Recht auf geringe Änderungen ohne Ankündigung vor.

Inductive Proximity Switch
3-Wire DC

Induktive Näherungsschalter
3-Leiter DC

unshielded
nicht bündig
M8 × 1 | 4 mm

semi-shielded
quasi-bündig
M8 × 1 | 4 mm

semi-shielded
quasi-bündig
M8 × 1 | 4 mm

increased
erhöht

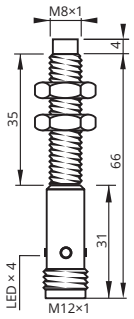

advanced
Hochleistung

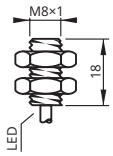

advanced
Hochleistung

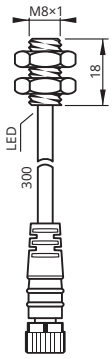

Sensing distance S_n	**Schaltabstand S_n**	**4 mm**		**4 mm**		**4 mm**	
Operating voltage	Betriebsspannung	10...30 V_{DC}		10...30 V_{DC}		10...30 V_{DC}	
Reverse polarity protection	Verpolungsschutz	built-in	integriert	built-in	integriert	built-in	integriert
Current consumption	Stromverbrauch	<8 mA		<8 mA		<8 mA	
Current load capability	Ausgangsbelastbarkeit	200 mA		200 mA		200 mA	
Short circuit protection	Kurzschlussschutz	built-in	integriert	built-in	integriert	built-in	integriert
Voltage drop	Spannungsabfall	<1.5 V @ 200 mA		<1.5 V @ 200 mA		<1.5 V @ 200 mA	
Switching frequency	Schaltfrequenz	1000 Hz		500 Hz		500 Hz	
Correction factor	Korrekturfaktor	Alu 0.45 · Brs 0.50 · SS 0.85		Alu 0.45 · Brs 0.50 · SS 0.85		Alu 0.45 · Brs 0.50 · SS 0.85	
Operating temperature	Betriebstemperatur	–25...+75 °C		–25...+75 °C		–25...+75 °C	
Protection class	Schutzklasse	IP67		IP67		IP67	
Sensing face	Sensorfläche	SS304	V2A	POM		POM	
Housing material	Gehäusewerkstoff	SS304	V2A	brass	Messing	brass	Messing
Switching indicator	Schaltanzeige	built-in	integriert	built-in	integriert	built-in	integriert
Connection	Anschluss	conn. M12	M12-Stecker	PVC, ultra-flex		PUR, 300 mm, M8	
Article code PNP, NO	⎍	IPS8-N4PO70-A12		IPS8-S4PO18-A2P		IPS8-S4PO18-3U8	
Article code PNP, NC	⎎	IPS8-N4PC70-A12		IPS8-S4PC18-A2P		IPS8-S4PC18-3U8	
Article code PNP, NO+NC	⎍+ ⎎						
Article code NPN, NO	⎍	IPS8-N4NO70-A12		IPS8-S4NO18-A2P		IPS8-S4NO18-3U8	
Article code NPN, NC	⎎	IPS8-N4NC70-A12		IPS8-S4NC18-A2P		IPS8-S4NC18-3U8	
Article code NPN, NO+NC	⎍+ ⎎						

Mind O ≠ 0, I ≠ l ≠ 1, S ≠ 5, B ≠ 8.

O ≠ 0, I ≠ l ≠ 1, S ≠ 5, B ≠ 8 beachten.

semi-shielded
quasi-bündig
M8 × 1 | 4 mm

semi-shielded
quasi-bündig
M8 × 1 | 4 mm

semi-shielded
quasi-bündig
M8 × 1 | 4 mm

semi-shielded
quasi-bündig
M8 × 1 | 4 mm

semi-shielded
quasi-bündig
M8 × 1 | 4 mm

advanced
Hochleistung

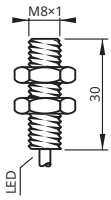

advanced
Hochleistung

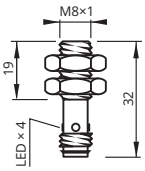

advanced
Hochleistung

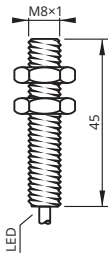

advanced
Hochleistung

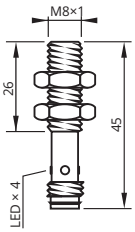

advanced
Hochleistung

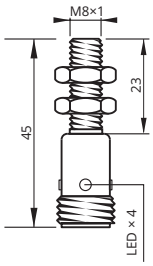

4 mm		**4 mm**		**4 mm**		**4 mm**		**4 mm**	
10...30 V_{DC}		10...30 V_{DC}		10...30 V_{DC}		10...30 V_{DC}		10...30 V_{DC}	
built-in	integriert	built-in	integriert	built-in	integriert	built-in	integriert	built-in	integriert
<8 mA		<8 mA		<8 mA		<8 mA		<8 mA	
200 mA		200 mA		200 mA		200 mA		200 mA	
built-in	integriert	built-in	integriert	built-in	integriert	built-in	integriert	built-in	integriert
<1.5 V @ 200 mA		<1.5 V @ 200 mA		<1.5 V @ 200 mA		<1.5 V @ 200 mA		<1.5 V @ 200 mA	
500 Hz		500 Hz		500 Hz		500 Hz		500 Hz	
Alu 0.45 · Brs 0.50 · SS 0.85		Alu 0.45 · Brs 0.50 · SS 0.85		Alu 0.45 · Brs 0.50 · SS 0.85		Alu 0.45 · Brs 0.50 · SS 0.85		Alu 0.45 · Brs 0.50 · SS 0.85	
–25...+75 °C		–25...+75 °C		–25...+75 °C		–25...+75 °C		–25...+75 °C	
IP67		IP67		IP67		IP67		IP67	
POM		POM		POM		POM		POM	
brass	Messing	brass	Messing	brass	Messing	brass	Messing	brass	Messing
built-in	integriert	built-in	integriert	built-in	integriert	built-in	integriert	built-in	integriert
PVC, ultra-flex		conn. M8	M8-Stecker	PVC, ultra-flex		conn. M8	M8-Stecker	conn. M12	M12-Stecker
IPS8-S4PO30-A2P		IPS8-S4PO32-A8		IPS8-S4PO45-A2P		IPS8-S4PO45-A8		IPS8-S4PO45-A12	
IPS8-S4PC30-A2P		IPS8-S4PC32-A8		IPS8-S4PC45-A2P		IPS8-S4PC45-A8		IPS8-S4PC45-A12	
IPS8-S4NO30-A2P		IPS8-S4NO32-A8		IPS8-S4NO45-A2P		IPS8-S4NO45-A8		IPS8-S4NO45-A12	
IPS8-S4NC30-A2P		IPS8-S4NC32-A8		IPS8-S4NC45-A2P		IPS8-S4NC45-A8		IPS8-S4NC45-A12	

Xecro reserves the right to make minor changes without prior notification.
Xecro behält sich das Recht auf geringe Änderungen ohne Ankündigung vor.

Inductive Proximity Switch
3-Wire DC

Induktive Näherungsschalter
3-Leiter DC

semi-shielded
quasi-bündig
M8 × 1 | 4 mm

semi-shielded
quasi-bündig
M8 × 1 | 4 mm

unshielded
nicht bündig
M8 × 1 | 4 mm

advanced
Hochleistung

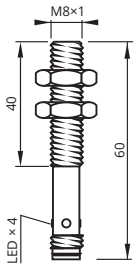

advanced
Hochleistung

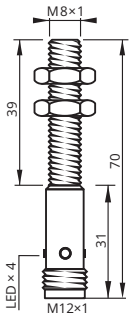

extended
erweitert

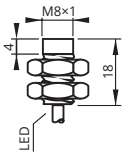

Sensing distance S_n	**Schaltabstand S_n**	**4 mm**		**4 mm**		**4 mm**	
Operating voltage	Betriebsspannung	10...30 V_{DC}		10...30 V_{DC}		10...30 V_{DC}	
Reverse polarity protection	Verpolungsschutz	built-in	integriert	built-in	integriert	built-in	integriert
Current consumption	Stromverbrauch	<8 mA		<8 mA		<8 mA	
Current load capability	Ausgangsbelastbarkeit	200 mA		200 mA		200 mA	
Short circuit protection	Kurzschlussschutz	built-in	integriert	built-in	integriert	built-in	integriert
Voltage drop	Spannungsabfall	<1.5 V @ 200 mA		<1.5 V @ 200 mA		<1.5 V @ 200 mA	
Switching frequency	Schaltfrequenz	500 Hz		500 Hz		500 Hz	
Correction factor	Korrekturfaktor	Alu 0.45 · Brs 0.50 · SS 0.85		Alu 0.45 · Brs 0.50 · SS 0.85		Alu 0.45 · Brs 0.50 · SS 0.85	
Operating temperature	Betriebstemperatur	–25...+75 °C		–25...+75 °C		–25...+75 °C	
Protection class	Schutzklasse	IP67		IP67		IP67	
Sensing face	Sensorfläche	POM		POM		POM	
Housing material	Gehäusewerkstoff	brass	Messing	brass	Messing	brass	Messing
Switching indicator	Schaltanzeige	built-in	integriert	built-in	integriert	built-in	integriert
Connection	Anschluss	conn. M8	M8-Stecker	conn. M12	M12-Stecker	PVC, ultra-flex	
Article code PNP, NO	⎍	IPS8-S4PO60-A8		IPS8-S4PO70-A12		IPS8-N6PO18-A2P	
Article code PNP, NC	⎍	IPS8-S4PC60-A8		IPS8-S4PC70-A12		IPS8-N6PC18-A2P	
Article code PNP, NO+NC	⎍+ ⎍						
Article code NPN, NO	⎍	IPS8-S4NO60-A8		IPS8-S4NO70-A12		IPS8-N6NO18-A2P	
Article code NPN, NC	⎍	IPS8-S4NC60-A8		IPS8-S4NC70-A12		IPS8-N6NC18-A2P	
Article code NPN, NO+NC	⎍+ ⎍						

Mind O ≠ 0, I ≠ l ≠ 1, S ≠ 5, B ≠ 8.

O ≠ 0, I ≠ l ≠ 1, S ≠ 5, B ≠ 8 beachten.

unshielded
nicht bündig
M8 × 1 | 4 mm

unshielded
nicht bündig
M8 × 1 | 6 mm

unshielded
nicht bündig
M8 × 1 | 4 mm

unshielded
nicht bündig
M8 × 1 | 6 mm

unshielded
nicht bündig
M8 × 1 | 6 mm

extended
erweitert

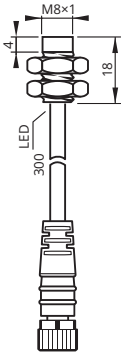

extended
erweitert

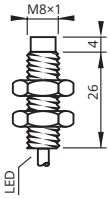

extended
erweitert

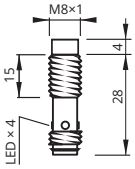

extended
erweitert

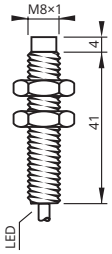

extended
erweitert

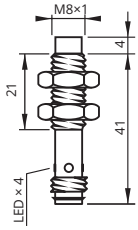

4 mm	6 mm	4 mm	6 mm	6 mm
10...30 V_{DC}	10...30 V_{DC}	10...30 V_{DC}	10...30 V_{DC}	10...30 V_{DC}
built-in integriert	built-in integriert	built-in integriert	built-in integriert	built-in integriert
<8 mA	<8 mA	<8 mA	<8 mA	<8 mA
200 mA	200 mA	200 mA	200 mA	200 mA
built-in integriert	built-in integriert	built-in integriert	built-in integriert	built-in integriert
<1.5 V @ 200 mA	<1.5 V @ 200 mA	<1.5 V @ 200 mA	<1.5 V @ 200 mA	<1.5 V @ 200 mA
500 Hz	500 Hz	500 Hz	500 Hz	500 Hz
Alu 0.45 · Brs 0.50 · SS 0.85	Alu 0.45 · Brs 0.50 · SS 0.85	Alu 0.45 · Brs 0.50 · SS 0.85	Alu 0.45 · Brs 0.50 · SS 0.85	Alu 0.45 · Brs 0.50 · SS 0.85
–25...+75 °C	–25...+75 °C	–25...+75 °C	–25...+75 °C	–25...+75 °C
IP67	IP67	IP67	IP67	IP67
POM	POM	POM	POM	POM
brass Messing	brass Messing	brass Messing	brass Messing	brass Messing
built-in integriert	built-in integriert	built-in integriert	built-in integriert	built-in integriert
PUR, 300 mm, M8	PVC, ultra-flex	conn. M8 M8-Stecker	PVC, ultra-flex	conn. M8 M8-Stecker
IPS8-N6PO18-3U8	IPS8-N6PO30-A2P	IPS8-N6PO32-A8	IPS8-N6PO45-A2P	IPS8-N6PO45-A8
IPS8-N6PC18-3U8	IPS8-N6PC30-A2P	IPS8-N6PC32-A8	IPS8-N6PC45-A2P	IPS8-N6PC45-A8
IPS8-N6NO18-3U8	IPS8-N6NO30-A2P	IPS8-N6NO32-A8	IPS8-N6NO45-A2P	IPS8-N6NO45-A8
IPS8-N6NC18-3U8	IPS8-N6NC30-A2P	IPS8-N6NC32-A8	IPS8-N6NC45-A2P	IPS8-N6NC45-A8

Xecro reserves the right to make minor changes without prior notification.
Xecro behält sich das Recht auf geringe Änderungen ohne Ankündigung vor.

Inductive Proximity Switch
3-Wire DC

Induktive Näherungsschalter
3-Leiter DC

unshielded
nicht bündig
M8 × 1 | 6 mm

unshielded
nicht bündig
M8 × 1 | 6 mm

shielded
bündig
8 × 8 | 2 mm

extended
erweitert

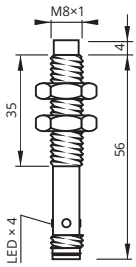

extended
erweitert

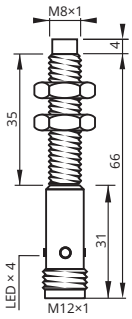

increased
erhöht

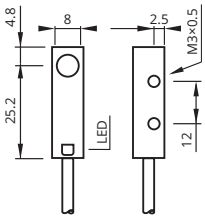

Sensing distance S_n	Schaltabstand S_n	6 mm		6 mm		2 mm	
Operating voltage	Betriebsspannung	10...30 V_{DC}		10...30 V_{DC}		10...30 V_{DC}	
Reverse polarity protection	Verpolungsschutz	built-in	integriert	built-in	integriert	built-in	integriert
Current consumption	Stromverbrauch	<8 mA		<8 mA		<8 mA	
Current load capability	Ausgangsbelastbarkeit	200 mA		200 mA		200 mA	
Short circuit protection	Kurzschlussschutz	built-in	integriert	built-in	integriert	built-in	integriert
Voltage drop	Spannungsabfall	<1.5 V @ 200 mA		<1.5 V @ 200 mA		<1.5 V @ 200 mA	
Switching frequency	Schaltfrequenz	500 Hz		500 Hz		1000 Hz	
Correction factor	Korrekturfaktor	Alu 0.45 · Brs 0.50 · SS 0.85		Alu 0.45 · Brs 0.50 · SS 0.85		Alu 0.45 · Brs 0.50 · SS 0.85	
Operating temperature	Betriebstemperatur	–25...+75 °C		–25...+75 °C		–25...+75 °C	
Protection class	Schutzklasse	IP67		IP67		IP67	
Sensing face	Sensorfläche	POM		POM		POM	
Housing material	Gehäusewerkstoff	brass	Messing	brass	Messing	brass	Messing
Switching indicator	Schaltanzeige	built-in	integriert	built-in	integriert	built-in	integriert
Connection	Anschluss	conn. M8	M8-Stecker	conn. M12	M12-Stecker	PVC, ultra-flex	
Article code PNP, NO	⎍	IPS8-N6PO60-A8		IPS8-N6PO70-A12		IPS88-S2PO30-A2P	
Article code PNP, NC	⎎	IPS8-N6PC60-A8		IPS8-N6PC70-A12		IPS88-S2PC30-A2P	
Article code PNP, NO+NC	⎍+ ⎎						
Article code NPN, NO	⎍	IPS8-N6NO60-A8		IPS8-N6NO70-A12		IPS88-S2NO30-A2P	
Article code NPN, NC	⎎	IPS8-N6NC60-A8		IPS8-N6NC70-A12		IPS88-S2NC30-A2P	
Article code NPN, NO+NC	⎍+ ⎎						

Mind O ≠ 0, I ≠ l ≠ 1, S ≠ 5, B ≠ 8.

O ≠ 0, I ≠ l ≠ 1, S ≠ 5, B ≠ 8 beachten.

shielded
bündig
8 × 8 | 2 mm

shielded
bündig
8 × 8 | 2 mm

shielded
bündig
8 × 8 | 2 mm

shielded
bündig
8 × 8 | 2 mm

shielded
bündig
8 × 8 | 2 mm

increased
erhöht

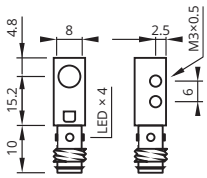

increased
erhöht

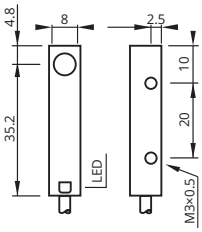

increased
erhöht

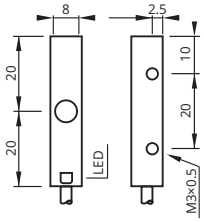

increased
erhöht

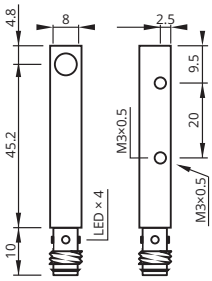

increased
erhöht

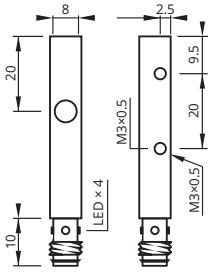

2 mm		2 mm		2 mm		2 mm		2 mm	
10...30 V_{DC}		10...30 V_{DC}		10...30 V_{DC}		10...30 V_{DC}		10...30 V_{DC}	
built-in	integriert	built-in	integriert	built-in	integriert	built-in	integriert	built-in	integriert
<8 mA		<8 mA		<8 mA		<8 mA		<8 mA	
200 mA		200 mA		200 mA		200 mA		200 mA	
built-in	integriert	built-in	integriert	built-in	integriert	built-in	integriert	built-in	integriert
<1.5 V @ 200 mA		<1.5 V @ 200 mA		<1.5 V @ 200 mA		<1.5 V @ 200 mA		<1.5 V @ 200 mA	
1000 Hz		1000 Hz		1000 Hz		1000 Hz		1000 Hz	
Alu 0.45 · Brs 0.50 · SS 0.85		Alu 0.45 · Brs 0.50 · SS 0.85		Alu 0.45 · Brs 0.50 · SS 0.85		Alu 0.45 · Brs 0.50 · SS 0.85		Alu 0.45 · Brs 0.50 · SS 0.85	
–25...+75 °C		–25...+75 °C		–25...+75 °C		–25...+75 °C		–25...+75 °C	
IP67		IP67		IP67		IP67		IP67	
POM		POM		POM		POM		POM	
brass	Messing	brass	Messing	brass	Messing	brass	Messing	brass	Messing
built-in	integriert	built-in	integriert	built-in	integriert	built-in	integriert	built-in	integriert
conn. M8	M8-Stecker	PVC, ultra-flex		PVC, ultra-flex		conn. M8	M8-Stecker	conn. M8	M8-Stecker
IPS88-S2PO30-A8		IPS88-S2PO40-A2P		IPS88-S2PO40C-A2P		IPS88-S2PO60-A8		IPS88-S2PO60C-A8	
IPS88-S2PC30-A8		IPS88-S2PC40-A2P		IPS88-S2PC40C-A2P		IPS88-S2PC60-A8		IPS88-S2PC60C-A8	
IPS88-S2NO30-A8		IPS88-S2NO40-A2P		IPS88-S2NO40C-A2P		IPS88-S2NO60-A8		IPS88-S2NO60C-A8	
IPS88-S2NC30-A8		IPS88-S2NC40-A2P		IPS88-S2NC40C-A2P		IPS88-S2NC60-A8		IPS88-S2NC60C-A8	

Xecro reserves the right to make minor changes without prior notification.
Xecro behält sich das Recht auf geringe Änderungen ohne Ankündigung vor.

Inductive Proximity Switch
3-Wire DC

Induktive Näherungsschalter
3-Leiter DC

shielded
bündig
8 × 8 | 3 mm

shielded
bündig
8 × 8 | 3 mm

shielded
bündig
8 × 8 | 3 mm

extended
erweitert

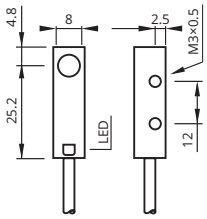

extended
erweitert

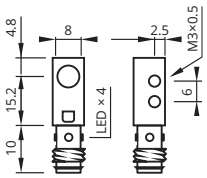

extended
erweitert

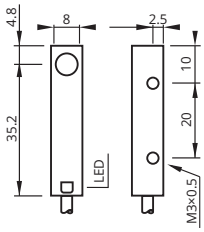

Sensing distance S_n	Schaltabstand S_n	3 mm		3 mm		3 mm	
Operating voltage	Betriebsspannung	10...30 V_{DC}		10...30 V_{DC}		10...30 V_{DC}	
Reverse polarity protection	Verpolungsschutz	built-in	integriert	built-in	integriert	built-in	integriert
Current consumption	Stromverbrauch	<8 mA		<8 mA		<8 mA	
Current load capability	Ausgangsbelastbarkeit	200 mA		200 mA		200 mA	
Short circuit protection	Kurzschlussschutz	built-in	integriert	built-in	integriert	built-in	integriert
Voltage drop	Spannungsabfall	<1.5 V @ 200 mA		<1.5 V @ 200 mA		<1.5 V @ 200 mA	
Switching frequency	Schaltfrequenz	1000 Hz		1000 Hz		1000 Hz	
Correction factor	Korrekturfaktor	Alu 0.45 · Brs 0.50 · SS 0.85		Alu 0.45 · Brs 0.50 · SS 0.85		Alu 0.45 · Brs 0.50 · SS 0.85	
Operating temperature	Betriebstemperatur	–25...+75 °C		–25...+75 °C		–25...+75 °C	
Protection class	Schutzklasse	IP67		IP67		IP67	
Sensing face	Sensorfläche	POM		POM		POM	
Housing material	Gehäusewerkstoff	brass	Messing	brass	Messing	brass	Messing
Switching indicator	Schaltanzeige	built-in	integriert	built-in	integriert	built-in	integriert
Connection	Anschluss	PVC, ultra-flex		conn. M8	M8-Stecker	PVC, ultra-flex	
Article code PNP, NO	⎍	IPS88-S3PO30-A2P		IPS88-S3PO30-A8		IPS88-S3PO40-A2P	
Article code PNP, NC	⎎	IPS88-S3PC30-A2P		IPS88-S3PC30-A8		IPS88-S3PC40-A2P	
Article code PNP, NO+NC	⎍+ ⎎						
Article code NPN, NO	⎍	IPS88-S3NO30-A2P		IPS88-S3NO30-A8		IPS88-S3NO40-A2P	
Article code NPN, NC	⎎	IPS88-S3NC30-A2P		IPS88-S3NC30-A8		IPS88-S3NC40-A2P	
Article code NPN, NO+NC	⎍+ ⎎						

Mind O ≠ 0, I ≠ l ≠ 1, S ≠ 5, B ≠ 8.

O ≠ 0, I ≠ l ≠ 1, S ≠ 5, B ≠ 8 beachten.

shielded
bündig
8 × 8 | 3 mm

shielded
bündig
8 × 8 | 3 mm

shielded
bündig
8 × 8 | 3mm

shielded
bündig
M12 × 1 | 2 mm

shielded
bündig
M12 × 1 | 2 mm

extended
erweitert

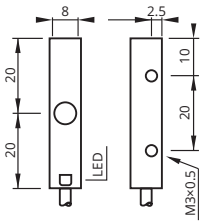

extended
erweitert

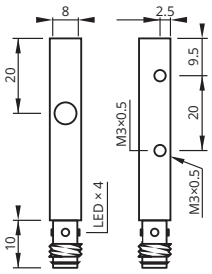

extended
erweitert

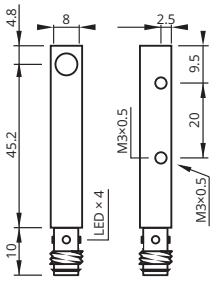

standard

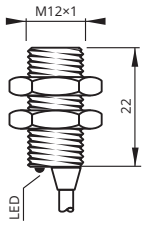

standard

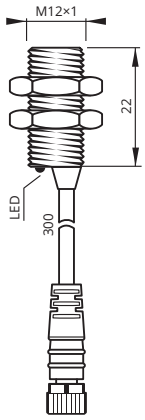

3 mm	3 mm	3mm	2 mm	2 mm
10...30 V_{DC}	10...30 V_{DC}	10...30 V_{DC}	10...30 V_{DC}	10...30 V_{DC}
built-in integriert	built-in integriert	built-in integriert	built-in integriert	built-in integriert
<8 mA	<8 mA	<8 mA	<8 mA	<8 mA
200 mA	200 mA	200 mA	200 mA	200 mA
built-in integriert	built-in integriert	built-in integriert	built-in integriert	built-in integriert
<1.5 V @ 200 mA	<1.5 V @ 200 mA	<1.5 V @ 200 mA	<1.5 V @ 200 mA	<1.5 V @ 200 mA
1000 Hz	1000 Hz	1000 Hz	2000 Hz	2000 Hz
Alu 0.45 · Brs 0.50 · SS 0.85	Alu 0.45 · Brs 0.50 · SS 0.85	Alu 0.45 · Brs 0.50 · SS 0.85	Alu 0.45 · Brs 0.50 · SS 0.85	Alu 0.45 · Brs 0.50 · SS 0.85
–25...+75 °C	–25...+75 °C	–25...+75 °C	–25...+75 °C	–25...+75 °C
IP67	IP67	IP67	IP67	IP67
POM	POM	POM	POM	POM
brass Messing	brass Messing	brass Messing	brass Messing	brass Messing
built-in integriert	built-in integriert	built-in integriert	built-in integriert	built-in integriert
PVC, ultra-flex	conn. M8 M8-Stecker	conn. M8 M8-Stecker	PVC, ultra-flex	PVC, 300 mm, M12
IPS88-S3PO40C-A2P	IPS88-S3PO60C-A8	IPS88-S3PO60-A8	IPS12-S2PO22-A2P	IPS12-S2PO22-3P12
IPS88-S3PC40C-A2P	IPS88-S3PC60C-A8	IPS88-S3PC60-A8	IPS12-S2PC22-A2P	IPS12-S2PC22-3P12
IPS88-S3NO40C-A2P	IPS88-S3NO60C-A8	IPS88-S3NO60-A8	IPS12-S2NO22-A2P	IPS12-S2NO22-3P12
IPS88-S3NC40C-A2P	IPS88-S3NC60C-A8	IPS88-S3NC60-A8	IPS12-S2NC22-A2P	IPS12-S2NC22-3P12

Xecro reserves the right to make minor changes without prior notification.
Xecro behält sich das Recht auf geringe Änderungen ohne Ankündigung vor.

Inductive Proximity Switch
3-Wire DC

Induktive Näherungsschalter
3-Leiter DC

shielded
bündig
M12 × 1 | 2 mm

shielded
bündig
M12 × 1 | 2 mm

shielded
bündig
M12 × 1 | 2 mm

standard

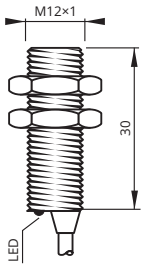

standard

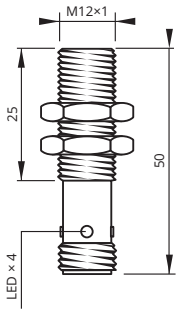

standard

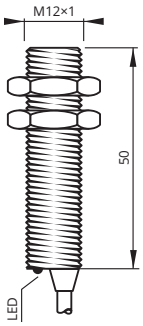

Sensing distance S_n	Schaltabstand S_n	2 mm		2 mm		2 mm	
Operating voltage	Betriebsspannung	10...30 V_{DC}		10...30 V_{DC}		10...30 V_{DC}	
Reverse polarity protection	Verpolungsschutz	built-in	integriert	built-in	integriert	built-in	integriert
Current consumption	Stromverbrauch	<8 mA		<8 mA		<8 mA	
Current load capability	Ausgangsbelastbarkeit	200 mA		200 mA		200 mA	
Short circuit protection	Kurzschlussschutz	built-in	integriert	built-in	integriert	built-in	integriert
Voltage drop	Spannungsabfall	<1.5 V @ 200 mA		<1.5 V @ 200 mA		<1.5 V @ 200 mA	
Switching frequency	Schaltfrequenz	2000 Hz		2000 Hz		2000 Hz	
Correction factor	Korrekturfaktor	Alu 0.45 · Brs 0.50 · SS 0.85		Alu 0.45 · Brs 0.50 · SS 0.85		Alu 0.45 · Brs 0.50 · SS 0.85	
Operating temperature	Betriebstemperatur	–25...+75 °C		–25...+75 °C		–25...+75 °C	
Protection class	Schutzklasse	IP67		IP67		IP67	
Sensing face	Sensorfläche	POM		POM		POM	
Housing material	Gehäusewerkstoff	brass	Messing	brass	Messing	brass	Messing
Switching indicator	Schaltanzeige	built-in	integriert	built-in	integriert	built-in	integriert
Connection	Anschluss	PVC, ultra-flex		conn. M12	M12-Stecker	PVC, ultra-flex	
Article code PNP, NO	⎍	IPS12-S2PO30-A2P		IPS12-S2PO35-A12		IPS12-S2PO50-A2P	
Article code PNP, NC	⎎	IPS12-S2PC30-A2P		IPS12-S2PC35-A12		IPS12-S2PC50-A2P	
Article code PNP, NO+NC	⎍+ ⎎						
Article code NPN, NO	⎍	IPS12-S2NO30-A2P		IPS12-S2NO35-A12		IPS12-S2NO50-A2P	
Article code NPN, NC	⎎	IPS12-S2NC30-A2P		IPS12-S2NC35-A12		IPS12-S2NC50-A2P	
Article code NPN, NO+NC	⎍+ ⎎						

Mind O ≠ 0, I ≠ l ≠ 1, S ≠ 5, B ≠ 8.

O ≠ 0, I ≠ l ≠ 1, S ≠ 5, B ≠ 8 beachten.

shielded bündig **M12 × 1 | 2 mm**	shielded bündig **M12 × 1 | 2 mm**	unshielded nicht bündig **M12 × 1 | 4 mm**	unshielded nicht bündig **M12 × 1 | 4 mm**	unshielded nicht bündig **M12 × 1 | 4 mm**
standard	standard	standard	standard	standard
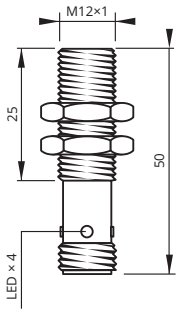	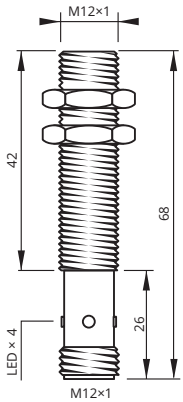	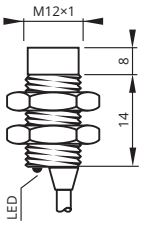	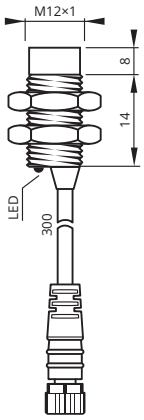	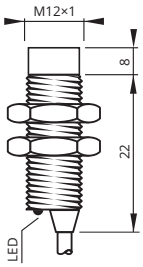

2 mm	2 mm	4 mm	4 mm	4 mm
10...30 V_{DC}	10...30 V_{DC}	10...30 V_{DC}	10...30 V_{DC}	10...30 V_{DC}
built-in integriert	built-in integriert	built-in integriert	built-in integriert	built-in integriert
<8 mA	<8 mA	<8 mA	<8 mA	<8 mA
200 mA	200 mA	200 mA	200 mA	200 mA
built-in integriert	built-in integriert	built-in integriert	built-in integriert	built-in integriert
<1.5 V @ 200 mA	<1.5 V @ 200 mA	<1.5 V @ 200 mA	<1.5 V @ 200 mA	<1.5 V @ 200 mA
2000 Hz	2000 Hz	1000 Hz	1000 Hz	1000 Hz
Alu 0.45 · Brs 0.50 · SS 0.85	Alu 0.45 · Brs 0.50 · SS 0.85	Alu 0.45 · Brs 0.50 · SS 0.85	Alu 0.45 · Brs 0.50 · SS 0.85	Alu 0.45 · Brs 0.50 · SS 0.85
–25...+75 °C	–25...+75 °C	–25...+75 °C	–25...+75 °C	–25...+75 °C
IP67	IP67	IP67	IP67	IP67
POM	POM	POM	POM	POM
brass Messing	brass Messing	brass Messing	brass Messing	brass Messing
built-in integriert	built-in integriert	built-in integriert	built-in integriert	built-in integriert
conn. M12 M12-Stecker	conn. M12 M12-Stecker	PVC, ultra-flex	PVC, 300 mm, M12	PVC, ultra-flex
IPS12-S2PO50-A12	IPS12-S2PO68-A12	IPS12-N4PO22-A2P	IPS12-N4PO22-3P12	IPS12-N4PO30-A2P
IPS12-S2PC50-A12	IPS12-S2PC68-A12	IPS12-N4PC22-A2P	IPS12-N4PC22-3P12	IPS12-N4PC30-A2P
IPS12-S2NO50-A12	IPS12-S2NO68-A12	IPS12-N4NO22-A2P	IPS12-N4NO22-3P12	IPS12-N4NO30-A2P
IPS12-S2NC50-A12	IPS12-S2NC68-A12	IPS12-N4NC22-A2P	IPS12-N4NC22-3P12	IPS12-N4NC30-A2P

Xecro reserves the right to make minor changes without prior notification.
Xecro behält sich das Recht auf geringe Änderungen ohne Ankündigung vor.

Inductive Proximity Switch
3-Wire DC

Induktive Näherungsschalter
3-Leiter DC

unshielded
nicht bündig
M12 × 1 | 4 mm

unshielded
nicht bündig
M12 × 1 | 4 mm

unshielded
nicht bündig
M12 × 1 | 4 mm

standard

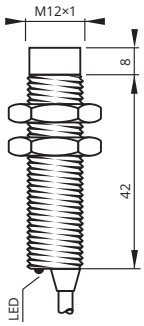

standard

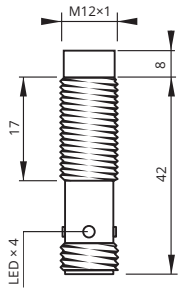

standard

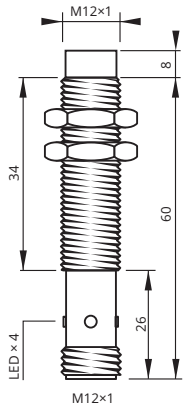

Sensing distance S_n	**Schaltabstand S_n**	**4 mm**		**4 mm**		**4 mm**	
Operating voltage	Betriebsspannung	10...30 V_{DC}		10...30 V_{DC}		10...30 V_{DC}	
Reverse polarity protection	Verpolungsschutz	built-in	integriert	built-in	integriert	built-in	integriert
Current consumption	Stromverbrauch	<8 mA		<8 mA		<8 mA	
Current load capability	Ausgangsbelastbarkeit	200 mA		200 mA		200 mA	
Short circuit protection	Kurzschlussschutz	built-in	integriert	built-in	integriert	built-in	integriert
Voltage drop	Spannungsabfall	<1.5 V @ 200 mA		<1.5 V @ 200 mA		<1.5 V @ 200 mA	
Switching frequency	Schaltfrequenz	1000 Hz		1000 Hz		1000 Hz	
Correction factor	Korrekturfaktor	Alu 0.45 · Brs 0.50 · SS 0.85		Alu 0.45 · Brs 0.50 · SS 0.85		Alu 0.45 · Brs 0.50 · SS 0.85	
Operating temperature	Betriebstemperatur	–25...+75 °C		–25...+75 °C		–25...+75 °C	
Protection class	Schutzklasse	IP67		IP67		IP67	
Sensing face	Sensorfläche	POM		POM		POM	
Housing material	Gehäusewerkstoff	brass	Messing	brass	Messing	brass	Messing
Switching indicator	Schaltanzeige	built-in	integriert	built-in	integriert	built-in	integriert
Connection	Anschluss	PVC, ultra-flex		conn. M12	M12-Stecker	conn. M12	M12-Stecker
Article code PNP, NO	⎍	IPS12-N4PO50-A2P		IPS12-N4PO50-A12		IPS12-N4PO68-A12	
Article code PNP, NC	⎎	IPS12-N4PC50-A2P		IPS12-N4PC50-A12		IPS12-N4PC68-A12	
Article code PNP, NO+NC	⎍+ ⎎						
Article code NPN, NO	⎍	IPS12-N4NO50-A2P		IPS12-N4NO50-A12		IPS12-N4NO68-A12	
Article code NPN, NC	⎎	IPS12-N4NC50-A2P		IPS12-N4NC50-A12		IPS12-N4NC68-A12	
Article code NPN, NO+NC	⎍+ ⎎						

Mind O ≠ 0, I ≠ l ≠ 1, S ≠ 5, B ≠ 8.

O ≠ 0, I ≠ l ≠ 1, S ≠ 5, B ≠ 8 beachten.

shielded
bündig
M12 × 1 | 4 mm

shielded
bündig
M12 × 1 | 4 mm

shielded
bündig
M12 × 1 | 4 mm

shielded
bündig
M12 × 1 | 4 mm

shielded
bündig
M12 × 1 | 4 mm

increased
erhöht

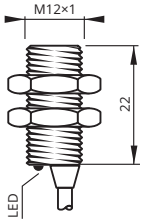

increased
erhöht

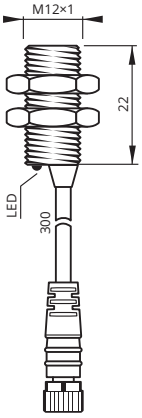

increased
erhöht

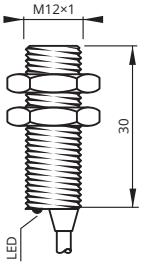

increased
erhöht

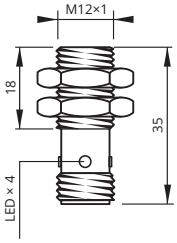

increased
erhöht

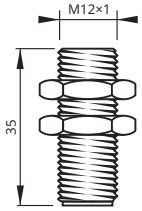

4 mm	4 mm	4 mm	4 mm	4 mm
10...30 V_{DC}	10...30 V_{DC}	10...30 V_{DC}	10...30 V_{DC}	10...30 V_{DC}
built-in integriert	built-in integriert	built-in integriert	built-in integriert	built-in integriert
<8 mA	<8 mA	<8 mA	<8 mA	<8 mA
200 mA	200 mA	200 mA	200 mA	200 mA
built-in integriert	built-in integriert	built-in integriert	built-in integriert	built-in integriert
<1.5 V @ 200 mA	<1.5 V @ 200 mA	<1.5 V @ 200 mA	<1.5 V @ 200 mA	<1.5 V @ 200 mA
1000 Hz	1000 Hz	1000 Hz	1000 Hz	1000 Hz
Alu 0.45 · Brs 0.50 · SS 0.85	Alu 0.45 · Brs 0.50 · SS 0.85	Alu 0.45 · Brs 0.50 · SS 0.85	Alu 0.45 · Brs 0.50 · SS 0.85	Alu 0.45 · Brs 0.50 · SS 0.85
–25...+75 °C	–25...+75 °C	–25...+75 °C	–25...+75 °C	–25...+75 °C
IP67	IP67	IP67	IP67	IP67
POM	POM	POM	POM	POM
brass Messing	brass Messing	brass Messing	brass Messing	brass Messing
built-in integriert	built-in integriert	built-in integriert	built-in integriert	
PVC, ultra-flex	PVC, 300 mm, M12	PVC, ultra-flex	conn. M12 M12-Stecker	conn. M12 M12-Stecker
IPS12-S4PO22-A2P	IPS12-S4PO22-3P12	IPS12-S4PO30-A2P	IPS12-S4PO35-A12	IPS12-S4PO35-N12
IPS12-S4PC22-A2P	IPS12-S4PC22-3P12	IPS12-S4PC30-A2P	IPS12-S4PC35-A12	IPS12-S4PC35-N12
		IPS12-S4PCO30-A2P		
IPS12-S4NO22-A2P	IPS12-S4NO22-3P12	IPS12-S4NO30-A2P	IPS12-S4NO35-A12	IPS12-S4NO35-N12
IPS12-S4NC22-A2P	IPS12-S4NC22-3P12	IPS12-S4NC30-A2P	IPS12-S4NC35-A12	IPS12-S4NC35-N12
		IPS12-S4NCO30-A2P		

Xecro reserves the right to make minor changes without prior notification.
Xecro behält sich das Recht auf geringe Änderungen ohne Ankündigung vor.

Inductive Proximity Switch
3-Wire DC

Induktive Näherungsschalter
3-Leiter DC

shielded
bündig
M12 × 1 | 4 mm

shielded
bündig
M12 × 1 | 4 mm

shielded
bündig
M12 × 1 | 4 mm

increased
erhöht

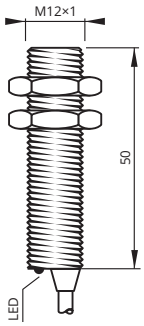

increased
erhöht

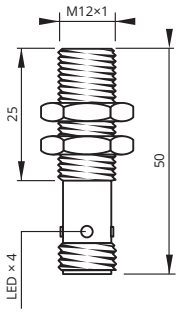

increased
erhöht

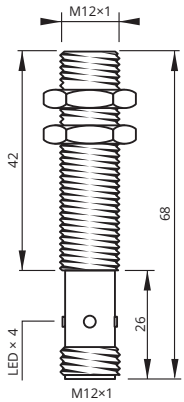

Sensing distance S_n	Schaltabstand S_n	4 mm		4 mm		4 mm	
Operating voltage	Betriebsspannung	10...30 V_{DC}		10...30 V_{DC}		10...30 V_{DC}	
Reverse polarity protection	Verpolungsschutz	built-in	integriert	built-in	integriert	built-in	integriert
Current consumption	Stromverbrauch	<8 mA		<8 mA		<8 mA	
Current load capability	Ausgangsbelastbarkeit	200 mA		200 mA		200 mA	
Short circuit protection	Kurzschlussschutz	built-in	integriert	built-in	integriert	built-in	integriert
Voltage drop	Spannungsabfall	<1.5 V @ 200 mA		<1.5 V @ 200 mA		<1.5 V @ 200 mA	
Switching frequency	Schaltfrequenz	1000 Hz		1000 Hz		1000 Hz	
Correction factor	Korrekturfaktor	Alu 0.45 · Brs 0.50 · SS 0.85		Alu 0.45 · Brs 0.50 · SS 0.85		Alu 0.45 · Brs 0.50 · SS 0.85	
Operating temperature	Betriebstemperatur	–25...+75 °C		–25...+75 °C		–25...+75 °C	
Protection class	Schutzklasse	IP67		IP67		IP67	
Sensing face	Sensorfläche	POM		POM		POM	
Housing material	Gehäusewerkstoff	brass	Messing	brass	Messing	brass	Messing
Switching indicator	Schaltanzeige	built-in	integriert	built-in	integriert	built-in	integriert
Connection	Anschluss	PVC, ultra-flex		conn. M12	M12-Stecker	conn. M12	M12-Stecker
Article code PNP, NO	⎍	IPS12-S4PO50-A2P		IPS12-S4PO50-A12		IPS12-S4PO68-A12	
Article code PNP, NC	⎌	IPS12-S4PC50-A2P		IPS12-S4PC50-A12		IPS12-S4PC68-A12	
Article code PNP, NO+NC	⎍+ ⎌	IPS12-S4PCO50-A2P		IPS12-S4PCO50-A12		IPS12-S4PCO68-A12	
Article code NPN, NO	⎍	IPS12-S4NO50-A2P		IPS12-S4NO50-A12		IPS12-S4NO68-A12	
Article code NPN, NC	⎌	IPS12-S4NC50-A2P		IPS12-S4NC50-A12		IPS12-S4NC68-A12	
Article code NPN, NO+NC	⎍+ ⎌	IPS12-S4NCO50-A2P		IPS12-S4NCO50-A12		IPS12-S4NCO68-A12	

Mind O ≠ 0, I ≠ l ≠ 1, S ≠ 5, B ≠ 8.

O ≠ 0, I ≠ l ≠ 1, S ≠ 5, B ≠ 8 beachten.

semi-shielded
quasi-bündig
M12 × 1 | 6 mm

semi-shielded
quasi-bündig
M12 × 1 | 6 mm

semi-shielded
quasi-bündig
M12 × 1 | 6 mm

semi-shielded
quasi-bündig
M12 × 1 | 6 mm

semi-shielded
quasi-bündig
M12 × 1 | 6 mm

extended
erweitert

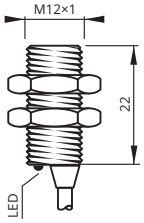

extended
erweitert

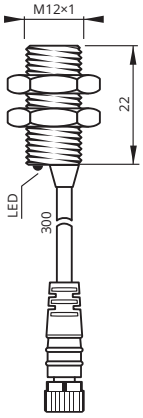

extended
erweitert

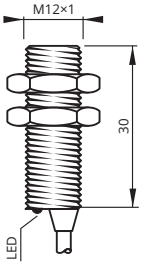

extended
erweitert

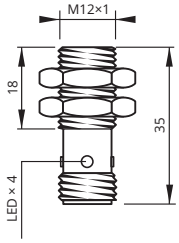

extended
erweitert

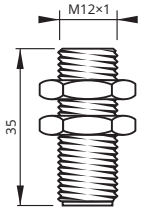

6 mm	6 mm	6 mm	6 mm	6 mm
10...30 V_{DC}	10...30 V_{DC}	10...30 V_{DC}	10...30 V_{DC}	10...30 V_{DC}
built-in integriert	built-in integriert	built-in integriert	built-in integriert	built-in integriert
<8 mA	<8 mA	<8 mA	<8 mA	<8 mA
200 mA	200 mA	200 mA	200 mA	200 mA
built-in integriert	built-in integriert	built-in integriert	built-in integriert	built-in integriert
<1.5 V @ 200 mA	<1.5 V @ 200 mA	<1.5 V @ 200 mA	<1.5 V @ 200 mA	<1.5 V @ 200 mA
800 Hz	800 Hz	800 Hz	800 Hz	800 Hz
Alu 0.45 · Brs 0.50 · SS 0.85	Alu 0.45 · Brs 0.50 · SS 0.85	Alu 0.45 · Brs 0.50 · SS 0.85	Alu 0.45 · Brs 0.50 · SS 0.85	Alu 0.45 · Brs 0.50 · SS 0.85
–25...+75 °C	–25...+75 °C	–25...+75 °C	–25...+75 °C	–25...+75 °C
IP67	IP67	IP67	IP67	IP67
POM	POM	POM	POM	POM
brass Messing	brass Messing	brass Messing	brass Messing	brass Messing
built-in integriert	built-in integriert	built-in integriert	built-in integriert	built-in integriert
PVC, ultra-flex	PVC, 300 mm, M12	PVC, ultra-flex	conn. M12 M12-Stecker	conn. M12 M12-Stecker
IPS12-S6PO22-A2P	IPS12-S6PO22-3P12	IPS12-S6PO30-A2P	IPS12-S6PO35-A12	IPS12-S6PO35-N12
IPS12-S6PC22-A2P	IPS12-S6PC22-3P12	IPS12-S6PC30-A2P	IPS12-S6PC35-A12	IPS12-S6PC35-N12
IPS12-S6NO22-A2P	IPS12-S6NO22-3P12	IPS12-S6NO30-A2P	IPS12-S6NO35-A12	IPS12-S6NO35-N12
IPS12-S6NC22-A2P	IPS12-S6NC22-3P12	IPS12-S6NC30-A2P	IPS12-S6NC35-A12	IPS12-S6NC35-N12

Xecro reserves the right to make minor changes without prior notification.
Xecro behält sich das Recht auf geringe Änderungen ohne Ankündigung vor.

Inductive Proximity Switch
3-Wire DC

Induktive Näherungsschalter
3-Leiter DC

semi-shielded
quasi-bündig
M12 × 1 | 6 mm

semi-shielded
quasi-bündig
M12 × 1 | 6 mm

semi-shielded
quasi-bündig
M12 × 1 | 6 mm

extended
erweitert

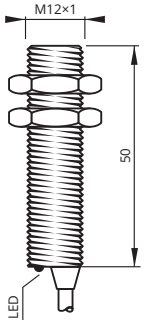

extended
erweitert

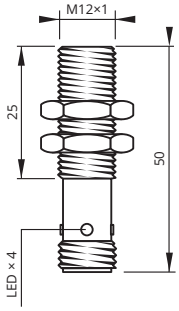

extended
erweitert

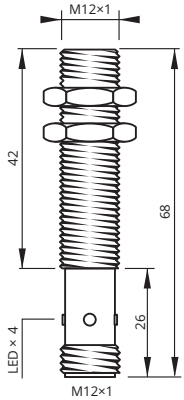

Sensing distance S_n	Schaltabstand S_n	6 mm		6 mm		6 mm	
Operating voltage	Betriebsspannung	10...30 V_{DC}		10...30 V_{DC}		10...30 V_{DC}	
Reverse polarity protection	Verpolungsschutz	built-in	integriert	built-in	integriert	built-in	integriert
Current consumption	Stromverbrauch	<8 mA		<8 mA		<8 mA	
Current load capability	Ausgangsbelastbarkeit	200 mA		200 mA		200 mA	
Short circuit protection	Kurzschlussschutz	built-in	integriert	built-in	integriert	built-in	integriert
Voltage drop	Spannungsabfall	<1.5 V @ 200 mA		<1.5 V @ 200 mA		<1.5 V @ 200 mA	
Switching frequency	Schaltfrequenz	800 Hz		800 Hz		800 Hz	
Correction factor	Korrekturfaktor	Alu 0.45 · Brs 0.50 · SS 0.85		Alu 0.45 · Brs 0.50 · SS 0.85		Alu 0.45 · Brs 0.50 · SS 0.85	
Operating temperature	Betriebstemperatur	–25...+75 °C		–25...+75 °C		–25...+75 °C	
Protection class	Schutzklasse	IP67		IP67		IP67	
Sensing face	Sensorfläche	POM		POM		POM	
Housing material	Gehäusewerkstoff	brass	Messing	brass	Messing	brass	Messing
Switching indicator	Schaltanzeige	built-in	integriert	built-in	integriert	built-in	integriert
Connection	Anschluss	PVC, ultra-flex		conn. M12	M12-Stecker	conn. M12	M12-Stecker
Article code PNP, NO	⎍	IPS12-S6PO50-A2P		IPS12-S6PO50-A12		IPS12-S6PO68-A12	
Article code PNP, NC	⎎	IPS12-S6PC50-A2P		IPS12-S6PC50-A12		IPS12-S6PC68-A12	
Article code PNP, NO+NC	⎍+ ⎎						
Article code NPN, NO	⎍	IPS12-S6NO50-A2P		IPS12-S6NO50-A12		IPS12-S6NO68-A12	
Article code NPN, NC	⎎	IPS12-S6NC50-A2P		IPS12-S6NC50-A12		IPS12-S6NC68-A12	
Article code NPN, NO+NC	⎍+ ⎎						

Mind O ≠ 0, I ≠ l ≠ 1, S ≠ 5, B ≠ 8.

O ≠ 0, I ≠ l ≠ 1, S ≠ 5, B ≠ 8 beachten.

unshielded nicht bündig **M12 × 1 | 8 mm**	unshielded nicht bündig **M12 × 1 | 8 mm**	unshielded nicht bündig **M12 × 1 | 8 mm**	unshielded nicht bündig **M12 × 1 | 8 mm**	semi-shielded quasi-bündig **M12 × 1 | 8 mm**
increased erhöht	increased erhöht	increased erhöht	increased erhöht	advanced Hochleistung
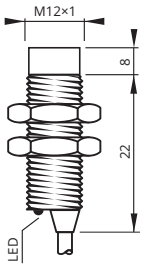	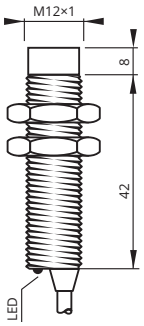	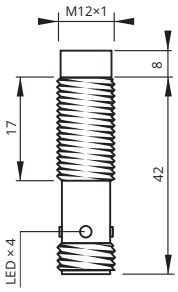	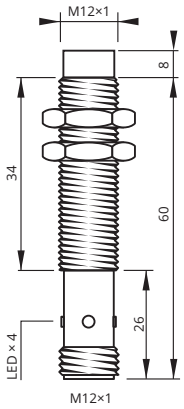	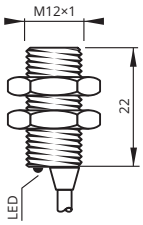

8 mm	8 mm	8 mm	8 mm	8 mm
10...30 V_{DC}	10...30 V_{DC}	10...30 V_{DC}	10...30 V_{DC}	10...30 V_{DC}
built-in integriert	built-in integriert	built-in integriert	built-in integriert	built-in integriert
<8 mA	<8 mA	<8 mA	<8 mA	<8 mA
200 mA	200 mA	200 mA	200 mA	200 mA
built-in integriert	built-in integriert	built-in integriert	built-in integriert	built-in integriert
<1.5 V @ 200 mA	<1.5 V @ 200 mA	<1.5 V @ 200 mA	<1.5 V @ 200 mA	<1.5 V @ 200 mA
500 Hz	500 Hz	500 Hz	500 Hz	800 Hz
Alu 0.45 · Brs 0.50 · SS 0.85	Alu 0.45 · Brs 0.50 · SS 0.85	Alu 0.45 · Brs 0.50 · SS 0.85	Alu 0.45 · Brs 0.50 · SS 0.85	Alu 0.45 · Brs 0.50 · SS 0.85
–25...+75 °C	–25...+75 °C	–25...+75 °C	–25...+75 °C	–25...+75 °C
IP67	IP67	IP67	IP67	IP67
POM	POM	POM	POM	POM
brass Messing	brass Messing	brass Messing	brass Messing	brass Messing
built-in integriert	built-in integriert	built-in integriert	built-in integriert	built-in integriert
PVC, ultra-flex	PVC, ultra-flex	conn. M12 M12-Stecker	conn. M12 M12-Stecker	PVC, ultra-flex
IPS12-N8PO30-A2P	IPS12-N8PO50-A2P	IPS12-N8PO50-A12	IPS12-N8PO68-A12	IPS12-S8PO22-A2P
IPS12-N8PC30-A2P	IPS12-N8PC50-A2P	IPS12-N8PC50-A12	IPS12-N8PC68-A12	IPS12-S8PC22-A2P
IPS12-N8NO30-A2P	IPS12-N8NO50-A2P	IPS12-N8NO50-A12	IPS12-N8NO68-A12	IPS12-S8NO22-A2P
IPS12-N8NC30-A2P	IPS12-N8NC50-A2P	IPS12-N8NC50-A12	IPS12-N8NC68-A12	IPS12-S8NC22-A2P

Xecro reserves the right to make minor changes without prior notification.
Xecro behält sich das Recht auf geringe Änderungen ohne Ankündigung vor.

Inductive Proximity Switch
3-Wire DC

Induktive Näherungsschalter
3-Leiter DC

semi-shielded
quasi-bündig
M12 × 1 | 8 mm

semi-shielded
quasi-bündig
M12 × 1 | 8 mm

semi-shielded
quasi-bündig
M12 × 1 | 8 mm

advanced
Hochleistung

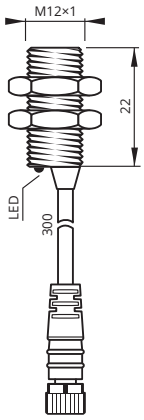

advanced
Hochleistung

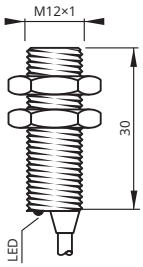

advanced
Hochleistung

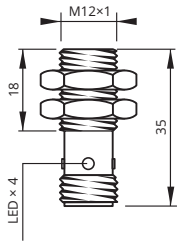

Sensing distance S_n	Schaltabstand S_n	8 mm		8 mm		8 mm	
Operating voltage	Betriebsspannung	10...30 V_{DC}		10...30 V_{DC}		10...30 V_{DC}	
Reverse polarity protection	Verpolungsschutz	built-in	integriert	built-in	integriert	built-in	integriert
Current consumption	Stromverbrauch	<8 mA		<8 mA		<8 mA	
Current load capability	Ausgangsbelastbarkeit	200 mA		200 mA		200 mA	
Short circuit protection	Kurzschlussschutz	built-in	integriert	built-in	integriert	built-in	integriert
Voltage drop	Spannungsabfall	<1.5 V @ 200 mA		<1.5 V @ 200 mA		<1.5 V @ 200 mA	
Switching frequency	Schaltfrequenz	800 Hz		800 Hz		800 Hz	
Correction factor	Korrekturfaktor	Alu 0.45 · Brs 0.50 · SS 0.85		Alu 0.45 · Brs 0.50 · SS 0.85		Alu 0.45 · Brs 0.50 · SS 0.85	
Operating temperature	Betriebstemperatur	–25...+75 °C		–25...+75 °C		–25...+75 °C	
Protection class	Schutzklasse	IP67		IP67		IP67	
Sensing face	Sensorfläche	POM		POM		POM	
Housing material	Gehäusewerkstoff	brass	Messing	brass	Messing	brass	Messing
Switching indicator	Schaltanzeige	built-in	integriert	built-in	integriert	built-in	integriert
Connection	Anschluss	PVC, 300 mm, M12		PVC, ultra-flex		conn. M12	M12-Stecker
Article code PNP, NO	⎍	IPS12-S8PO22-3P12		IPS12-S8PO30-A2P		IPS12-S8PO35-A12	
Article code PNP, NC	⎍	IPS12-S8PC22-3P12		IPS12-S8PC30-A2P		IPS12-S8PC35-A12	
Article code PNP, NO+NC	⎍+ ⎍						
Article code NPN, NO	⎍	IPS12-S8NO22-3P12		IPS12-S8NO30-A2P		IPS12-S8NO35-A12	
Article code NPN, NC	⎍	IPS12-S8NC22-3P12		IPS12-S8NC30-A2P		IPS12-S8NC35-A12	
Article code NPN, NO+NC	⎍+ ⎍						

Mind O ≠ 0, I ≠ l ≠ 1, S ≠ 5, B ≠ 8.

O ≠ 0, I ≠ l ≠ 1, S ≠ 5, B ≠ 8 beachten.

semi-shielded
quasi-bündig
M12 × 1 | 8 mm

semi-shielded
quasi-bündig
M12 × 1 | 8 mm

semi-shielded
quasi-bündig
M12 × 1 | 8 mm

semi-shielded
quasi-bündig
M12 × 1 | 8 mm

unshielded
nicht bündig
M12 × 1 | 10 mm

advanced
Hochleistung

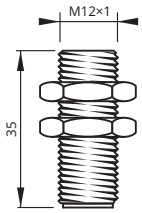

advanced
Hochleistung

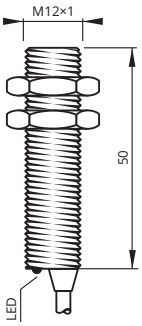

advanced
Hochleistung

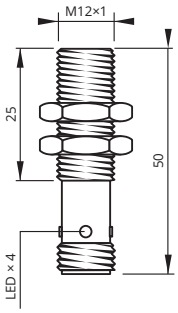

advanced
Hochleistung

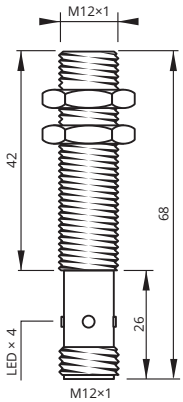

extended
erweitert

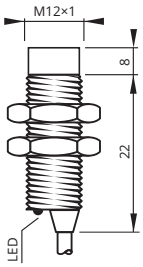

8 mm	8 mm	8 mm	8 mm	10 mm
10...30 V_{DC}	10...30 V_{DC}	10...30 V_{DC}	10...30 V_{DC}	10...30 V_{DC}
built-in integriert	built-in integriert	built-in integriert	built-in integriert	built-in integriert
<8 mA	<8 mA	<8 mA	<8 mA	<8 mA
200 mA	200 mA	200 mA	200 mA	200 mA
built-in integriert	built-in integriert	built-in integriert	built-in integriert	built-in integriert
<1.5 V @ 200 mA	<1.5 V @ 200 mA	<1.5 V @ 200 mA	<1.5 V @ 200 mA	<1.5 V @ 200 mA
800 Hz	800 Hz	800 Hz	800 Hz	400 Hz
Alu 0.45 · Brs 0.50 · SS 0.85	Alu 0.45 · Brs 0.50 · SS 0.85	Alu 0.45 · Brs 0.50 · SS 0.85	Alu 0.45 · Brs 0.50 · SS 0.85	Alu 0.45 · Brs 0.50 · SS 0.85
–25...+75 °C	–25...+75 °C	–25...+75 °C	–25...+75 °C	–25...+75 °C
IP67	IP67	IP67	IP67	IP67
POM	POM	POM	POM	POM
brass Messing	brass Messing	brass Messing	brass Messing	brass Messing
built-in integriert	built-in integriert	built-in integriert	built-in integriert	built-in integriert
conn. M12 M12-Stecker	PVC, ultra-flex	conn. M12 M12-Stecker	conn. M12 M12-Stecker	PVC, ultra-flex
IPS12-S8PO35-N12	IPS12-S8PO50-A2P	IPS12-S8PO50-A12	IPS12-S8PO68-A12	IPS12-N10PO30-A2P
IPS12-S8PC35-N12	IPS12-S8PC50-A2P	IPS12-S8PC50-A12	IPS12-S8PC68-A12	IPS12-N10PC30-A2P
IPS12-S8NO35-N12	IPS12-S8NO50-A2P	IPS12-S8NO50-A12	IPS12-S8NO68-A12	IPS12-N10NO30-A2P
IPS12-S8NC35-N12	IPS12-S8NC50-A2P	IPS12-S8NC50-A12	IPS12-S8NC68-A12	IPS12-N10NC30-A2P

Xecro reserves the right to make minor changes without prior notification.
Xecro behält sich das Recht auf geringe Änderungen ohne Ankündigung vor.

Inductive Proximity Switch
3-Wire DC

Induktive Näherungsschalter
3-Leiter DC

unshielded
nicht bündig
M12 × 1 | 10 mm

unshielded
nicht bündig
M12 × 1 | 10 mm

unshielded
nicht bündig
M12 × 1 | 10 mm

extended
erweitert

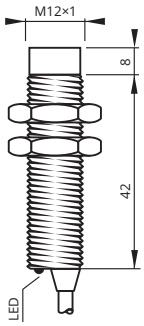

extended
erweitert

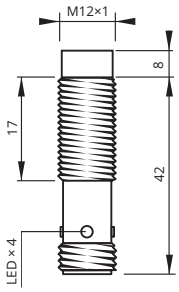

extended
erweitert

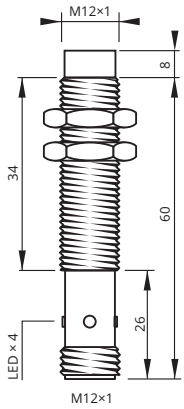

Sensing distance S_n	Schaltabstand S_n	10 mm		10 mm		10 mm	
Operating voltage	Betriebsspannung	10...30 V_{DC}		10...30 V_{DC}		10...30 V_{DC}	
Reverse polarity protection	Verpolungsschutz	built-in	integriert	built-in	integriert	built-in	integriert
Current consumption	Stromverbrauch	<8 mA		<8 mA		<8 mA	
Current load capability	Ausgangsbelastbarkeit	200 mA		200 mA		200 mA	
Short circuit protection	Kurzschlussschutz	built-in	integriert	built-in	integriert	built-in	integriert
Voltage drop	Spannungsabfall	<1.5 V @ 200 mA		<1.5 V @ 200 mA		<1.5 V @ 200 mA	
Switching frequency	Schaltfrequenz	400 Hz		400 Hz		400 Hz	
Correction factor	Korrekturfaktor	Alu 0.45 · Brs 0.50 · SS 0.85		Alu 0.45 · Brs 0.50 · SS 0.85		Alu 0.45 · Brs 0.50 · SS 0.85	
Operating temperature	Betriebstemperatur	–25...+75 °C		–25...+75 °C		–25...+75 °C	
Protection class	Schutzklasse	IP67		IP67		IP67	
Sensing face	Sensorfläche	POM		POM		POM	
Housing material	Gehäusewerkstoff	brass	Messing	brass	Messing	brass	Messing
Switching indicator	Schaltanzeige	built-in	integriert	built-in	integriert	built-in	integriert
Connection	Anschluss	PVC, ultra-flex		conn. M12	M12-Stecker	conn. M12	M12-Stecker
Article code PNP, NO	⎍	IPS12-N10PO50-A2P		IPS12-N10PO50-A12		IPS12-N10PO68-A12	
Article code PNP, NC	⎌	IPS12-N10PC50-A2P		IPS12-N10PC50-A12		IPS12-N10PC68-A12	
Article code PNP, NO+NC	⎍+ ⎌						
Article code NPN, NO	⎍	IPS12-N10NO50-A2P		IPS12-N10NO50-A12		IPS12-N10NO68-A12	
Article code NPN, NC	⎌	IPS12-N10NC50-A2P		IPS12-N10NC50-A12		IPS12-N10NC68-A12	
Article code NPN, NO+NC	⎍+ ⎌						

Mind O ≠ 0, I ≠ l ≠ 1, S ≠ 5, B ≠ 8.

O ≠ 0, I ≠ l ≠ 1, S ≠ 5, B ≠ 8 beachten.

unshielded
nicht bündig
M12 × 1 | 12 mm

unshielded
nicht bündig
M12 × 1 | 12 mm

unshielded
nicht bündig
M12 × 1 | 12 mm

unshielded
nicht bündig
M12 × 1 | 12 mm

shielded
bündig
M18 × 1 | 5 mm

advanced
Hochleistung

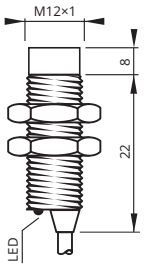

advanced
Hochleistung

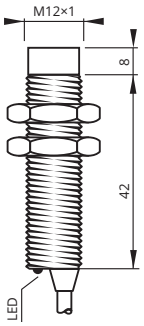

advanced
Hochleistung

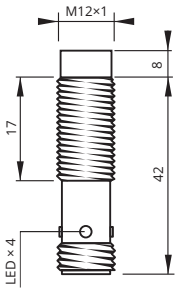

advanced
Hochleistung

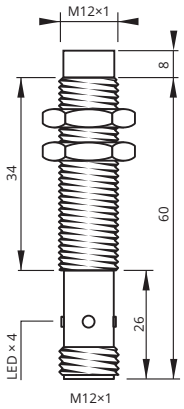

standard

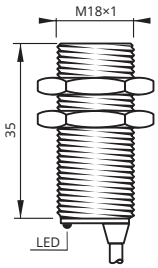

12 mm	12 mm	12 mm	12 mm	5 mm
10...30 V_{DC}	10...30 V_{DC}	10...30 V_{DC}	10...30 V_{DC}	10...30 V_{DC}
built-in integriert	built-in integriert	built-in integriert	built-in integriert	built-in integriert
<8 mA	<8 mA	<8 mA	<8 mA	<8 mA
200 mA	200 mA	200 mA	200 mA	200 mA
built-in integriert	built-in integriert	built-in integriert	built-in integriert	built-in integriert
<1.5 V @ 200 mA	<1.5 V @ 200 mA	<1.5 V @ 200 mA	<1.5 V @ 200 mA	<1.5 V @ 200 mA
400 Hz	400 Hz	400 Hz	400 Hz	1000 Hz
Alu 0.45 · Brs 0.50 · SS 0.85	Alu 0.45 · Brs 0.50 · SS 0.85	Alu 0.45 · Brs 0.50 · SS 0.85	Alu 0.45 · Brs 0.50 · SS 0.85	Alu 0.45 · Brs 0.50 · SS 0.85
–25...+75 °C	–25...+75 °C	–25...+75 °C	–25...+75 °C	–25...+75 °C
IP67	IP67	IP67	IP67	IP67
POM	POM	POM	POM	POM
brass Messing	brass Messing	brass Messing	brass Messing	brass Messing
built-in integriert	built-in integriert	built-in integriert	built-in integriert	built-in integriert
PVC, ultra-flex	PVC, ultra-flex	conn. M12 M12-Stecker	conn. M12 M12-Stecker	PVC, ultra-flex
IPS12-N12PO30-A2P	IPS12-N12PO50-A2P	IPS12-N12PO50-A12	IPS12-N12PO68-A12	IPS18-S5PO35-A2P
IPS12-N12PC30-A2P	IPS12-N12PC50-A2P	IPS12-N12PC50-A12	IPS12-N12PC68-A12	IPS18-S5PC35-A2P
IPS12-N12NO30-A2P	IPS12-N12NO50-A2P	IPS12-N12NO50-A12	IPS12-N12NO68-A12	IPS18-S5NO35-A2P
IPS12-N12NC30-A2P	IPS12-N12NC50-A2P	IPS12-N12NC50-A12	IPS12-N12NC68-A12	IPS18-S5NC35-A2P

Xecro reserves the right to make minor changes without prior notification.
Xecro behält sich das Recht auf geringe Änderungen ohne Ankündigung vor.

Inductive Proximity Switch
3-Wire DC

Induktive Näherungsschalter
3-Leiter DC

shielded
bündig
M18 × 1 | 5 mm

shielded
bündig
M18 × 1 | 5 mm

shielded
bündig
M18 × 1 | 5 mm

standard

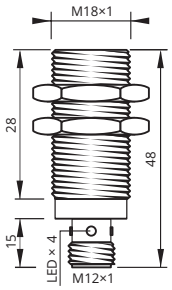

standard

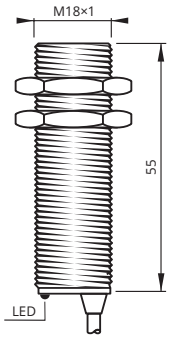

standard

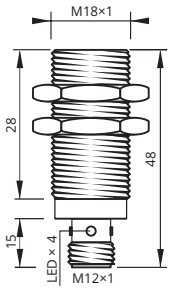

Sensing distance S_n	Schaltabstand S_n	5 mm		5 mm		5 mm	
Operating voltage	Betriebsspannung	10...30 V_{DC}		10...30 V_{DC}		10...30 V_{DC}	
Reverse polarity protection	Verpolungsschutz	built-in	integriert	built-in	integriert	built-in	integriert
Current consumption	Stromverbrauch	<8 mA		<8 mA		<8 mA	
Current load capability	Ausgangsbelastbarkeit	200 mA		200 mA		200 mA	
Short circuit protection	Kurzschlussschutz	built-in	integriert	built-in	integriert	built-in	integriert
Voltage drop	Spannungsabfall	<1.5 V @ 200 mA		<1.5 V @ 200 mA		<1.5 V @ 200 mA	
Switching frequency	Schaltfrequenz	1000 Hz		1000 Hz		1000 Hz	
Correction factor	Korrekturfaktor	Alu 0.45 · Brs 0.50 · SS 0.85		Alu 0.45 · Brs 0.50 · SS 0.85		Alu 0.45 · Brs 0.50 · SS 0.85	
Operating temperature	Betriebstemperatur	–25...+75 °C		–25...+75 °C		–25...+75 °C	
Protection class	Schutzklasse	IP67		IP67		IP67	
Sensing face	Sensorfläche	POM		POM		POM	
Housing material	Gehäusewerkstoff	brass	Messing	brass	Messing	brass	Messing
Switching indicator	Schaltanzeige	built-in	integriert	built-in	integriert	built-in	integriert
Connection	Anschluss	conn. M12	M12-Stecker	PVC, ultra-flex		conn. M12	M12-Stecker
Article code PNP, NO	⎍	IPS18-S5PO48-A12		IPS18-S5PO55-A2P		IPS18-S5PO79-A12	
Article code PNP, NC	⎎	IPS18-S5PC48-A12		IPS18-S5PC55-A2P		IPS18-S5PC79-A12	
Article code PNP, NO+NC	⎍+ ⎎						
Article code NPN, NO	⎍	IPS18-S5NO48-A12		IPS18-S5NO55-A2P		IPS18-S5NO79-A12	
Article code NPN, NC	⎎	IPS18-S5NC48-A12		IPS18-S5NC55-A2P		IPS18-S5NC79-A12	
Article code NPN, NO+NC	⎍+ ⎎						

Mind O ≠ 0, I ≠ l ≠ 1, S ≠ 5, B ≠ 8.

O ≠ 0, I ≠ l ≠ 1, S ≠ 5, B ≠ 8 beachten.

shielded
bündig
M18 × 1 | 8 mm

shielded
bündig
M18 × 1 | 8 mm

shielded
bündig
M18 × 1 | 8 mm

shielded
bündig
M18 × 1 | 8 mm

unshielded
nicht bündig
M18 × 1 | 8 mm

increased
erhöht

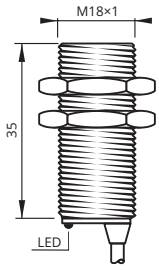

increased
erhöht

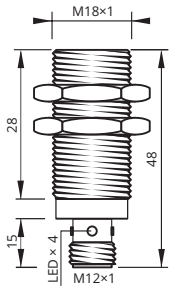

increased
erhöht

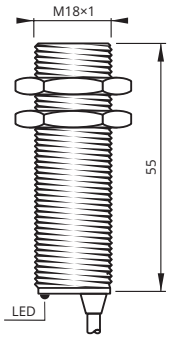

increased
erhöht

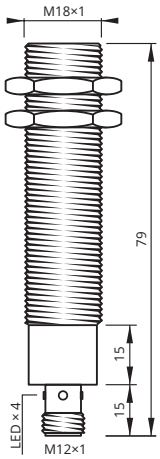

standard

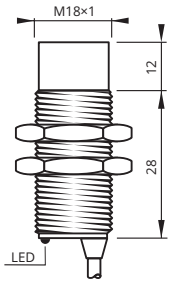

8 mm	8 mm	8 mm	8 mm	8 mm
10...30 V_{DC}	10...30 V_{DC}	10...30 V_{DC}	10...30 V_{DC}	10...30 V_{DC}
built-in integriert	built-in integriert	built-in integriert	built-in integriert	built-in integriert
<8 mA	<8 mA	<8 mA	<8 mA	<8 mA
200 mA	200 mA	200 mA	200 mA	200 mA
built-in integriert	built-in integriert	built-in integriert	built-in integriert	built-in integriert
<1.5 V @ 200 mA	<1.5 V @ 200 mA	<1.5 V @ 200 mA	<1.5 V @ 200 mA	<1.5 V @ 200 mA
500 Hz	500 Hz	500 Hz	500 Hz	500 Hz
Alu 0.45 · Brs 0.50 · SS 0.85	Alu 0.45 · Brs 0.50 · SS 0.85	Alu 0.45 · Brs 0.50 · SS 0.85	Alu 0.45 · Brs 0.50 · SS 0.85	Alu 0.45 · Brs 0.50 · SS 0.85
–25...+75 °C	–25...+75 °C	–25...+75 °C	–25...+75 °C	–25...+75 °C
IP67	IP67	IP67	IP67	IP67
POM	POM	POM	POM	POM
brass Messing	brass Messing	brass Messing	brass Messing	brass Messing
built-in integriert	built-in integriert	built-in integriert	built-in integriert	built-in integriert
PVC, ultra-flex	conn. M12 M12-Stecker	PVC, ultra-flex	conn. M12 M12-Stecker	PVC, ultra-flex
IPS18-S8PO35-A2P	IPS18-S8PO48-A12	IPS18-S8PO55-A2P	IPS18-S8PO79-A12	IPS18-N8PO40-A2P
IPS18-S8PC35-A2P	IPS18-S8PC48-A12	IPS18-S8PC55-A2P	IPS18-S8PC79-A12	IPS18-N8PC40-A2P
IPS18-S8PCO35-A2P	IPS18-S8PCO48-A12	IPS18-S8PCO55-A2P	IPS18-S8PCO79-A12	
IPS18-S8NO35-A2P	IPS18-S8NO48-A12	IPS18-S8NO55-A2P	IPS18-S8NO79-A12	IPS18-N8NO40-A2P
IPS18-S8NC35-A2P	IPS18-S8NC48-A12	IPS18-S8NC55-A2P	IPS18-S8NC79-A12	IPS18-N8NC40-A2P
IPS18-S8NCO35-A2P	IPS18-S8NCO48-A12	IPS18-S8NCO55-A2P	IPS18-S8NCO79-A12	

Xecro reserves the right to make minor changes without prior notification.
Xecro behält sich das Recht auf geringe Änderungen ohne Ankündigung vor.

Inductive Proximity Switch
3-Wire DC

Induktive Näherungsschalter
3-Leiter DC

unshielded
nicht bündig
M18 × 1 | 8 mm

unshielded
nicht bündig
M18 × 1 | 8 mm

unshielded
nicht bündig
M18 × 1 | 8 mm

standard

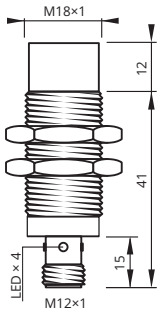

standard

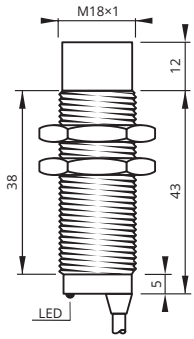

standard

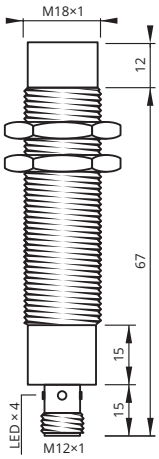

Sensing distance S_n	Schaltabstand S_n	8 mm		8 mm		8 mm	
Operating voltage	Betriebsspannung	10...30 V_{DC}		10...30 V_{DC}		10...30 V_{DC}	
Reverse polarity protection	Verpolungsschutz	built-in	integriert	built-in	integriert	built-in	integriert
Current consumption	Stromverbrauch	<8 mA		<8 mA		<8 mA	
Current load capability	Ausgangsbelastbarkeit	200 mA		200 mA		200 mA	
Short circuit protection	Kurzschlussschutz	built-in	integriert	built-in	integriert	built-in	integriert
Voltage drop	Spannungsabfall	<1.5 V @ 200 mA		<1.5 V @ 200 mA		<1.5 V @ 200 mA	
Switching frequency	Schaltfrequenz	500 Hz		500 Hz		500 Hz	
Correction factor	Korrekturfaktor	Alu 0.45 · Brs 0.50 · SS 0.85		Alu 0.45 · Brs 0.50 · SS 0.85		Alu 0.45 · Brs 0.50 · SS 0.85	
Operating temperature	Betriebstemperatur	–25...+75 °C		–25...+75 °C		–25...+75 °C	
Protection class	Schutzklasse	IP67		IP67		IP67	
Sensing face	Sensorfläche	POM		POM		POM	
Housing material	Gehäusewerkstoff	brass	Messing	brass	Messing	brass	Messing
Switching indicator	Schaltanzeige	built-in	integriert	built-in	integriert	built-in	integriert
Connection	Anschluss	conn. M12	M12-Stecker	PVC, ultra-flex		conn. M12	M12-Stecker
Article code PNP, NO	⎍	IPS18-N8PO53-A12		IPS18-N8PO55-A2P		IPS18-N8PO79-A12	
Article code PNP, NC	⎎	IPS18-N8PC53-A12		IPS18-N8PC55-A2P		IPS18-N8PC79-A12	
Article code PNP, NO+NC	⎍+ ⎎						
Article code NPN, NO	⎍	IPS18-N8NO53-A12		IPS18-N8NO55-A2P		IPS18-N8NO79-A12	
Article code NPN, NC	⎎	IPS18-N8NC53-A12		IPS18-N8NC55-A2P		IPS18-N8NC79-A12	
Article code NPN, NO+NC	⎍+ ⎎						

Mind O ≠ 0, I ≠ l ≠ 1, S ≠ 5, B ≠ 8.

O ≠ 0, I ≠ l ≠ 1, S ≠ 5, B ≠ 8 beachten.

semi-shielded
quasi-bündig
M18 × 1 | 12 mm

semi-shielded
quasi-bündig
M18 × 1 | 12 mm

semi-shielded
quasi-bündig
M18 × 1 | 12 mm

semi-shielded
quasi-bündig
M18 × 1 | 12 mm

semi-shielded
quasi-bündig
M18 × 1 | 15 mm

extended
erweitert

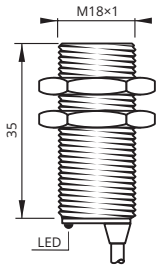

extended
erweitert

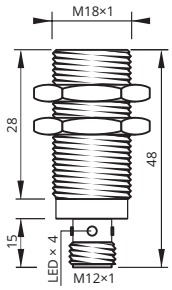

extended
erweitert

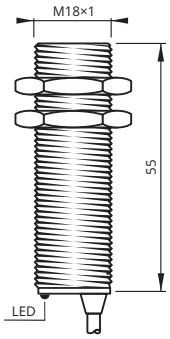

extended
erweitert

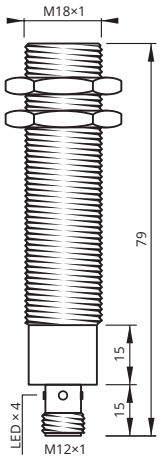

advanced
Hochleistung

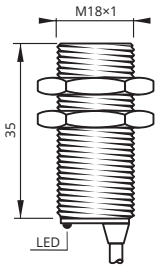

12 mm	12 mm	12 mm	12 mm	15 mm
10...30 V_{DC}	10...30 V_{DC}	10...30 V_{DC}	10...30 V_{DC}	10...30 V_{DC}
built-in integriert	built-in integriert	built-in integriert	built-in integriert	built-in integriert
<8 mA	<8 mA	<8 mA	<8 mA	<8 mA
200 mA	200 mA	200 mA	200 mA	200 mA
built-in integriert	built-in integriert	built-in integriert	built-in integriert	built-in integriert
<1.5 V @ 200 mA	<1.5 V @ 200 mA	<1.5 V @ 200 mA	<1.5 V @ 200 mA	<1.5 V @ 200 mA
300 Hz	300 Hz	300 Hz	300 Hz	300 Hz
Alu 0.45 · Brs 0.50 · SS 0.85	Alu 0.45 · Brs 0.50 · SS 0.85	Alu 0.45 · Brs 0.50 · SS 0.85	Alu 0.45 · Brs 0.50 · SS 0.85	Alu 0.45 · Brs 0.50 · SS 0.85
–25...+75 °C	–25...+75 °C	–25...+75 °C	–25...+75 °C	–25...+75 °C
IP67	IP67	IP67	IP67	IP67
POM	POM	POM	POM	POM
brass Messing	brass Messing	brass Messing	brass Messing	brass Messing
built-in integriert	built-in integriert	built-in integriert	built-in integriert	built-in integriert
PVC, ultra-flex	conn. M12 M12-Stecker	PVC, ultra-flex	conn. M12 M12-Stecker	PVC, ultra-flex
IPS18-S12PO35-A2P	IPS18-S12PO48-A12	IPS18-S12PO55-A2P	IPS18-S12PO79-A12	IPS18-S15PO35-A2P
IPS18-S12PC35-A2P	IPS18-S12PC48-A12	IPS18-S12PC55-A2P	IPS18-S12PC79-A12	IPS18-S15PC35-A2P
IPS18-S12NO35-A2P	IPS18-S12NO48-A12	IPS18-S12NO55-A2P	IPS18-S12NO79-A12	IPS18-S15NO35-A2P
IPS18-S12NC35-A2P	IPS18-S12NC48-A12	IPS18-S12NC55-A2P	IPS18-S12NC79-A12	IPS18-S15NC35-A2P

Xecro reserves the right to make minor changes without prior notification.
Xecro behält sich das Recht auf geringe Änderungen ohne Ankündigung vor.

Inductive Proximity Switch
3-Wire DC

Induktive Näherungsschalter
3-Leiter DC

semi-shielded
quasi-bündig
M18 × 1 | 15 mm

semi-shielded
quasi-bündig
M18 × 1 | 15 mm

semi-shielded
quasi-bündig
M18 × 1 | 15 mm

advanced
Hochleistung

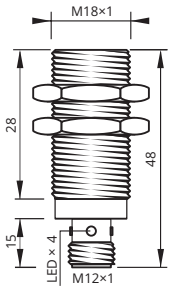

advanced
Hochleistung

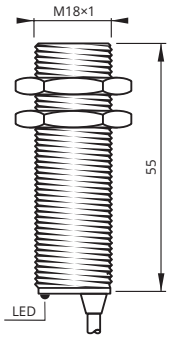

advanced
Hochleistung

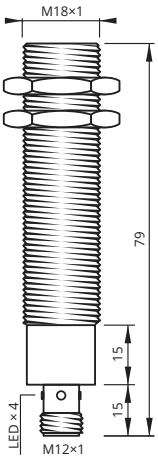

Sensing distance S_n	Schaltabstand S_n	15 mm		15 mm		15 mm	
Operating voltage	Betriebsspannung	10...30 V_{DC}		10...30 V_{DC}		10...30 V_{DC}	
Reverse polarity protection	Verpolungsschutz	built-in	integriert	built-in	integriert	built-in	integriert
Current consumption	Stromverbrauch	<8 mA		<8 mA		<8 mA	
Current load capability	Ausgangsbelastbarkeit	200 mA		200 mA		200 mA	
Short circuit protection	Kurzschlussschutz	built-in	integriert	built-in	integriert	built-in	integriert
Voltage drop	Spannungsabfall	<1.5 V @ 200 mA		<1.5 V @ 200 mA		<1.5 V @ 200 mA	
Switching frequency	Schaltfrequenz	300 Hz		300 Hz		300 Hz	
Correction factor	Korrekturfaktor	Alu 0.45 · Brs 0.50 · SS 0.85		Alu 0.45 · Brs 0.50 · SS 0.85		Alu 0.45 · Brs 0.50 · SS 0.85	
Operating temperature	Betriebstemperatur	–25...+75 °C		–25...+75 °C		–25...+75 °C	
Protection class	Schutzklasse	IP67		IP67		IP67	
Sensing face	Sensorfläche	POM		POM		POM	
Housing material	Gehäusewerkstoff	brass	Messing	brass	Messing	brass	Messing
Switching indicator	Schaltanzeige	built-in	integriert	built-in	integriert	built-in	integriert
Connection	Anschluss	conn. M12	M12-Stecker	PVC, ultra-flex		conn. M12	M12-Stecker
Article code PNP, NO	⎍	IPS18-S15PO48-A12		IPS18-S15PO55-A2P		IPS18-S15PO79-A12	
Article code PNP, NC	⎎	IPS18-S15PC48-A12		IPS18-S15PC55-A2P		IPS18-S15PC79-A12	
Article code PNP, NO+NC	⎍+ ⎎						
Article code NPN, NO	⎍	IPS18-S15NO48-A12		IPS18-S15NO55-A2P		IPS18-S15NO79-A12	
Article code NPN, NC	⎎	IPS18-S15NC48-A12		IPS18-S15NC55-A2P		IPS18-S15NC79-A12	
Article code NPN, NO+NC	⎍+ ⎎						

Mind O ≠ 0, I ≠ l ≠ 1, S ≠ 5, B ≠ 8.

O ≠ 0, I ≠ l ≠ 1, S ≠ 5, B ≠ 8 beachten.

unshielded
nicht bündig
M18 × 1 | 16 mm

unshielded
nicht bündig
M18 × 1 | 16 mm

unshielded
nicht bündig
M18 × 1 | 16 mm

unshielded
nicht bündig
M18 × 1 | 16 mm

unshielded
nicht bündig
M18 × 1 | 20 mm

increased
erhöht

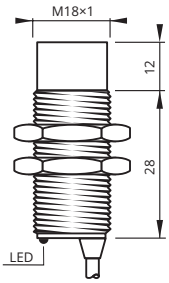

increased
erhöht

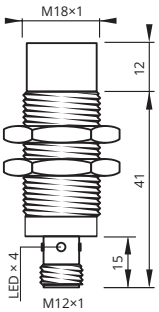

increased
erhöht

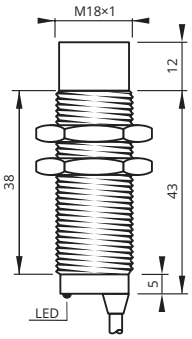

increased
erhöht

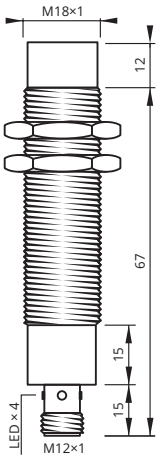

extended
erweitert

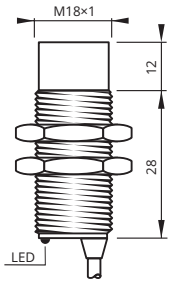

16 mm		16 mm		16 mm		16 mm		20 mm	
10...30 V_{DC}		10...30 V_{DC}		10...30 V_{DC}		10...30 V_{DC}		10...30 V_{DC}	
built-in	integriert	built-in	integriert	built-in	integriert	built-in	integriert	built-in	integriert
<8 mA		<8 mA		<8 mA		<8 mA		<8 mA	
200 mA		200 mA		200 mA		200 mA		200 mA	
built-in	integriert	built-in	integriert	built-in	integriert	built-in	integriert	built-in	integriert
<1.5 V @ 200 mA		<1.5 V @ 200 mA		<1.5 V @ 200 mA		<1.5 V @ 200 mA		<1.5 V @ 200 mA	
150 Hz		150 Hz		150 Hz		150 Hz		100 Hz	
Alu 0.45 · Brs 0.50 · SS 0.85		Alu 0.45 · Brs 0.50 · SS 0.85		Alu 0.45 · Brs 0.50 · SS 0.85		Alu 0.45 · Brs 0.50 · SS 0.85		Alu 0.45 · Brs 0.50 · SS 0.85	
–25...+75 °C		–25...+75 °C		–25...+75 °C		–25...+75 °C		–25...+75 °C	
IP67		IP67		IP67		IP67		IP67	
POM		POM		POM		POM		POM	
brass	Messing	brass	Messing	brass	Messing	brass	Messing	brass	Messing
built-in	integriert	built-in	integriert	built-in	integriert	built-in	integriert	built-in	integriert
PVC, ultra-flex		conn. M12	M12-Stecker	PVC, ultra-flex		conn. M12	M12-Stecker	PVC, ultra-flex	
IPS18-N16PO40-A2P		IPS18-N16PO53-A12		IPS18-N16PO55-A2P		IPS18-N16PO79-A12		IPS18-N20PO40-A2P	
IPS18-N16PC40-A2P		IPS18-N16PC53-A12		IPS18-N16PC55-A2P		IPS18-N16PC79-A12		IPS18-N20PC40-A2P	
IPS18-N16PCO40-A2P		IPS18-N16PCO53-A12		IPS18-N16PCO55-A2P		IPS18-N16PCO79-A12			
IPS18-N16NO40-A2P		IPS18-N16NO53-A12		IPS18-N16NO55-A2P		IPS18-N16NO79-A12		IPS18-N20NO40-A2P	
IPS18-N16NC40-A2P		IPS18-N16NC53-A12		IPS18-N16NC55-A2P		IPS18-N16NC79-A12		IPS18-N20NC40-A2P	
IPS18-N16NCO40-A2P		IPS18-N16NCO53-A12		IPS18-N16NCO55-A2P		IPS18-N16NCO79-A12			

Xecro reserves the right to make minor changes without prior notification.
Xecro behält sich das Recht auf geringe Änderungen ohne Ankündigung vor.

Inductive Proximity Switch
3-Wire DC

Induktive Näherungsschalter
3-Leiter DC

unshielded
nicht bündig
M18 × 1 | 20 mm

unshielded
nicht bündig
M18 × 1 | 20 mm

unshielded
nicht bündig
M18 × 1 | 20 mm

extended
erweitert

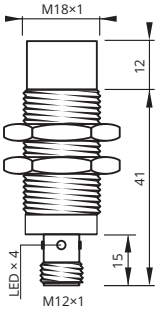

extended
erweitert

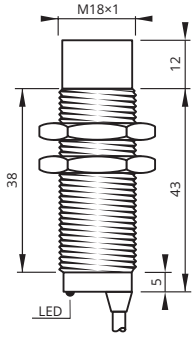

extended
erweitert

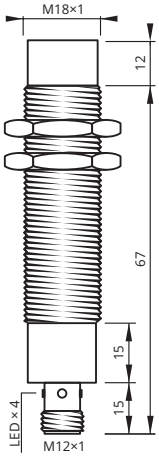

Sensing distance S_n	Schaltabstand S_n	20 mm		20 mm		20 mm	
Operating voltage	Betriebsspannung	10...30 V_{DC}		10...30 V_{DC}		10...30 V_{DC}	
Reverse polarity protection	Verpolungsschutz	built-in	integriert	built-in	integriert	built-in	integriert
Current consumption	Stromverbrauch	<8 mA		<8 mA		<8 mA	
Current load capability	Ausgangsbelastbarkeit	200 mA		200 mA		200 mA	
Short circuit protection	Kurzschlussschutz	built-in	integriert	built-in	integriert	built-in	integriert
Voltage drop	Spannungsabfall	<1.5 V @ 200 mA		<1.5 V @ 200 mA		<1.5 V @ 200 mA	
Switching frequency	Schaltfrequenz	100 Hz		100 Hz		100 Hz	
Correction factor	Korrekturfaktor	Alu 0.45 · Brs 0.50 · SS 0.85		Alu 0.45 · Brs 0.50 · SS 0.85		Alu 0.45 · Brs 0.50 · SS 0.85	
Operating temperature	Betriebstemperatur	–25...+75 °C		–25...+75 °C		–25...+75 °C	
Protection class	Schutzklasse	IP67		IP67		IP67	
Sensing face	Sensorfläche	POM		POM		POM	
Housing material	Gehäusewerkstoff	brass	Messing	brass	Messing	brass	Messing
Switching indicator	Schaltanzeige	built-in	integriert	built-in	integriert	built-in	integriert
Connection	Anschluss	conn. M12	M12-Stecker	PVC, ultra-flex		conn. M12	M12-Stecker
Article code PNP, NO	⎍	IPS18-N20PO53-A12		IPS18-N20PO55-A2P		IPS18-N20PO79-A12	
Article code PNP, NC	⎎	IPS18-N20PC53-A12		IPS18-N20PC55-A2P		IPS18-N20PC79-A12	
Article code PNP, NO+NC	⎍+ ⎎						
Article code NPN, NO	⎍	IPS18-N20NO53-A12		IPS18-N20NO55-A2P		IPS18-N20NO79-A12	
Article code NPN, NC	⎎	IPS18-N20NC53-A12		IPS18-N20NC55-A2P		IPS18-N20NC79-A12	
Article code NPN, NO+NC	⎍+ ⎎						

Mind O ≠ 0, I ≠ l ≠ 1, S ≠ 5, B ≠ 8.

O ≠ 0, I ≠ l ≠ 1, S ≠ 5, B ≠ 8 beachten.

shielded bündig **M30 × 1.5 | 10 mm**	shielded bündig **M30 × 1.5 | 10 mm**	shielded bündig **M30 × 1.5 | 10 mm**	shielded bündig **M30 × 1.5 | 10 mm**	unshielded nicht bündig **M30 × 1.5 | 15 mm**
standard	standard	standard	standard	standard
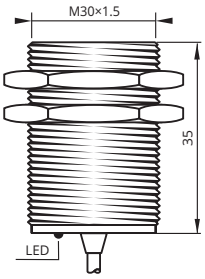	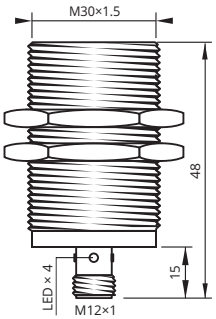	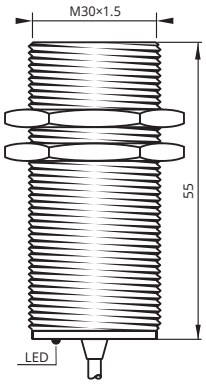	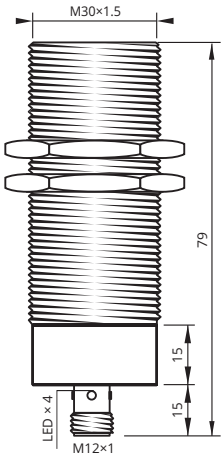	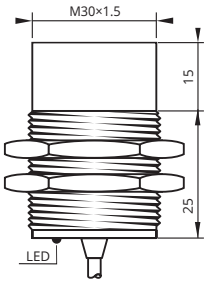

10 mm	**10 mm**	**10 mm**	**10 mm**	**15 mm**
10...30 V_{DC}	10...30 V_{DC}	10...30 V_{DC}	10...30 V_{DC}	10...30 V_{DC}
built-in integriert	built-in integriert	built-in integriert	built-in integriert	built-in integriert
<8 mA	<8 mA	<8 mA	<8 mA	<8 mA
200 mA	200 mA	200 mA	200 mA	200 mA
built-in integriert	built-in integriert	built-in integriert	built-in integriert	built-in integriert
<1.5 V @ 200 mA	<1.5 V @ 200 mA	<1.5 V @ 200 mA	<1.5 V @ 200 mA	<1.5 V @ 200 mA
300 Hz	300 Hz	300 Hz	300 Hz	150 Hz
Alu 0.45 · Brs 0.50 · SS 0.85	Alu 0.45 · Brs 0.50 · SS 0.85	Alu 0.45 · Brs 0.50 · SS 0.85	Alu 0.45 · Brs 0.50 · SS 0.85	Alu 0.45 · Brs 0.50 · SS 0.85
–25...+75 °C	–25...+75 °C	–25...+75 °C	–25...+75 °C	–25...+75 °C
IP67	IP67	IP67	IP67	IP67
POM	POM	POM	POM	POM
brass Messing	brass Messing	brass Messing	brass Messing	brass Messing
built-in integriert	built-in integriert	built-in integriert	built-in integriert	built-in integriert
PVC, ultra-flex	conn. M12 M12-Stecker	PVC, ultra-flex	conn. M12 M12-Stecker	PVC, ultra-flex
IPS30-S10PO35-A2P	IPS30-S10PO48-A12	IPS30-S10PO55-A2P	IPS30-S10PO79-A12	IPS30-N15PO40-A2P
IPS30-S10PC35-A2P	IPS30-S10PC48-A12	IPS30-S10PC55-A2P	IPS30-S10PC79-A12	IPS30-N15PC40-A2P
IPS30-S10NO35-A2P	IPS30-S10NO48-A12	IPS30-S10NO55-A2P	IPS30-S10NO79-A12	IPS30-N15NO40-A2P
IPS30-S10NC35-A2P	IPS30-S10NC48-A12	IPS30-S10NC55-A2P	IPS30-S10NC79-A12	IPS30-N15NC40-A2P

Xecro reserves the right to make minor changes without prior notification.
Xecro behält sich das Recht auf geringe Änderungen ohne Ankündigung vor.

Inductive Proximity Switch
3-Wire DC

Induktive Näherungsschalter
3-Leiter DC

unshielded
nicht bündig
M30 × 1.5 | 15 mm

unshielded
nicht bündig
M30 × 1.5 | 15 mm

unshielded
nicht bündig
M30 × 1.5 | 15 mm

standard

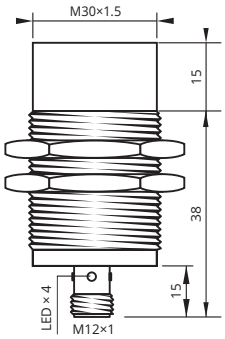

standard

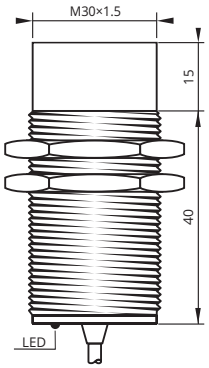

standard

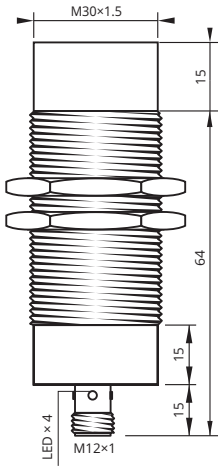

Sensing distance S_n	Schaltabstand S_n	15 mm		15 mm		15 mm	
Operating voltage	Betriebsspannung	10...30 V_{DC}		10...30 V_{DC}		10...30 V_{DC}	
Reverse polarity protection	Verpolungsschutz	built-in	integriert	built-in	integriert	built-in	integriert
Current consumption	Stromverbrauch	<8 mA		<8 mA		<8 mA	
Current load capability	Ausgangsbelastbarkeit	200 mA		200 mA		200 mA	
Short circuit protection	Kurzschlussschutz	built-in	integriert	built-in	integriert	built-in	integriert
Voltage drop	Spannungsabfall	<1.5 V @ 200 mA		<1.5 V @ 200 mA		<1.5 V @ 200 mA	
Switching frequency	Schaltfrequenz	150 Hz		150 Hz		150 Hz	
Correction factor	Korrekturfaktor	Alu 0.45 · Brs 0.50 · SS 0.85		Alu 0.45 · Brs 0.50 · SS 0.85		Alu 0.45 · Brs 0.50 · SS 0.85	
Operating temperature	Betriebstemperatur	–25...+75 °C		–25...+75 °C		–25...+75 °C	
Protection class	Schutzklasse	IP67		IP67		IP67	
Sensing face	Sensorfläche	POM		POM		POM	
Housing material	Gehäusewerkstoff	brass	Messing	brass	Messing	brass	Messing
Switching indicator	Schaltanzeige	built-in	integriert	built-in	integriert	built-in	integriert
Connection	Anschluss	conn. M12	M12-Stecker	PVC, ultra-flex		conn. M12	M12-Stecker
Article code PNP, NO	⎍	IPS30-N15PO53-A12		IPS30-N15PO55-A2P		IPS30-N15PO79-A12	
Article code PNP, NC	⎍	IPS30-N15PC53-A12		IPS30-N15PC55-A2P		IPS30-N15PC79-A12	
Article code PNP, NO+NC	⎍+ ⎍						
Article code NPN, NO	⎍	IPS30-N15NO53-A12		IPS30-N15NO55-A2P		IPS30-N15NO79-A12	
Article code NPN, NC	⎍	IPS30-N15NC53-A12		IPS30-N15NC55-A2P		IPS30-N15NC79-A12	
Article code NPN, NO+NC	⎍+ ⎍						

Mind O ≠ 0, I ≠ l ≠ 1, S ≠ 5, B ≠ 8.

O ≠ 0, I ≠ l ≠ 1, S ≠ 5, B ≠ 8 beachten.

shielded
bündig
M30 × 1.5 | 16 mm

shielded
bündig
M30 × 1.5 | 16 mm

shielded
bündig
M30 × 1.5 | 16 mm

shielded
bündig
M30 × 1.5 | 16 mm

semi-shielded
quasi-bündig
M30 × 1.5 | 22 mm

increased
erhöht

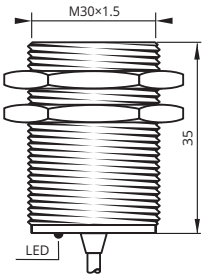

increased
erhöht

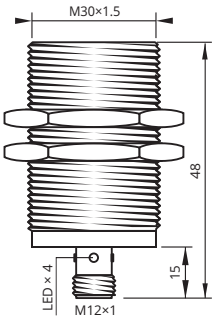

increased
erhöht

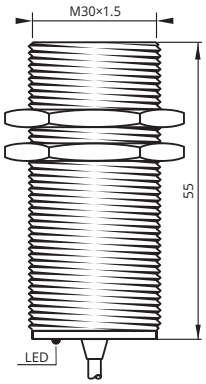

increased
erhöht

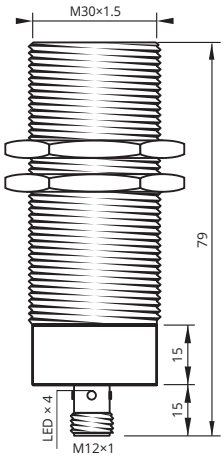

extended
erweitert

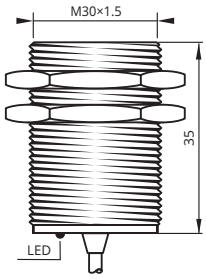

16 mm		16 mm		16 mm		16 mm		22 mm	
10...30 V_{DC}		10...30 V_{DC}		10...30 V_{DC}		10...30 V_{DC}		10...30 V_{DC}	
built-in	integriert	built-in	integriert	built-in	integriert	built-in	integriert	built-in	integriert
<8 mA		<8 mA		<8 mA		<8 mA		<8 mA	
200 mA		200 mA		200 mA		200 mA		200 mA	
built-in	integriert	built-in	integriert	built-in	integriert	built-in	integriert	built-in	integriert
<1.5 V @ 200 mA		<1.5 V @ 200 mA		<1.5 V @ 200 mA		<1.5 V @ 200 mA		<1.5 V @ 200 mA	
150 Hz		150 Hz		150 Hz		150 Hz		150 Hz	
Alu 0.45 · Brs 0.50 · SS 0.85		Alu 0.45 · Brs 0.50 · SS 0.85		Alu 0.45 · Brs 0.50 · SS 0.85		Alu 0.45 · Brs 0.50 · SS 0.85		Alu 0.45 · Brs 0.50 · SS 0.85	
–25...+75 °C		–25...+75 °C		–25...+75 °C		–25...+75 °C		–25...+75 °C	
IP67		IP67		IP67		IP67		IP67	
POM		POM		POM		POM		POM	
brass	Messing	brass	Messing	brass	Messing	brass	Messing	brass	Messing
built-in	integriert	built-in	integriert	built-in	integriert	built-in	integriert	built-in	integriert
PVC, ultra-flex		conn. M12	M12-Stecker	PVC, ultra-flex		conn. M12	M12-Stecker	PVC, ultra-flex	
IPS30-S16PO35-A2P		IPS30-S16PO48-A12		IPS30-S16PO55-A2P		IPS30-S16PO79-A12		IPS30-S22PO35-A2P	
IPS30-S16PC35-A2P		IPS30-S16PC48-A12		IPS30-S16PC55-A2P		IPS30-S16PC79-A12		IPS30-S22PC35-A2P	
IPS30-S16PCO35-A2P		IPS30-S16PCO48-A12		IPS30-S16PCO55-A2P					
IPS30-S16NO35-A2P		IPS30-S16NO48-A12		IPS30-S16NO55-A2P		IPS30-S16NO79-A12		IPS30-S22NO35-A2P	
IPS30-S16NC35-A2P		IPS30-S16NC48-A12		IPS30-S16NC55-A2P		IPS30-S16NC79-A12		IPS30-S22NC35-A2P	
IPS30-S16NCO35-A2P		IPS30-S16NCO48-A12		IPS30-S16NCO55-A2P					

Xecro reserves the right to make minor changes without prior notification.
Xecro behält sich das Recht auf geringe Änderungen ohne Ankündigung vor.

Inductive Proximity Switch
3-Wire DC

Induktive Näherungsschalter
3-Leiter DC

semi-shielded
quasi-bündig
M30 × 1.5 | 22 mm

semi-shielded
quasi-bündig
M30 × 1.5 | 22 mm

semi-shielded
quasi-bündig
M30 × 1.5 | 22 mm

extended
erweitert

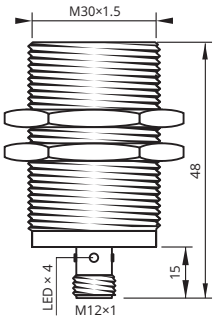

extended
erweitert

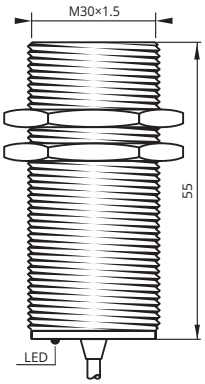

extended
erweitert

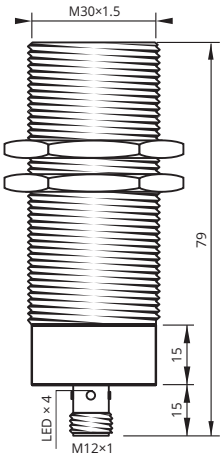

Sensing distance S_n	Schaltabstand S_n	22 mm		22 mm		22 mm	
Operating voltage	Betriebsspannung	10...30 V_{DC}		10...30 V_{DC}		10...30 V_{DC}	
Reverse polarity protection	Verpolungsschutz	built-in	integriert	built-in	integriert	built-in	integriert
Current consumption	Stromverbrauch	<8 mA		<8 mA		<8 mA	
Current load capability	Ausgangsbelastbarkeit	200 mA		200 mA		200 mA	
Short circuit protection	Kurzschlussschutz	built-in	integriert	built-in	integriert	built-in	integriert
Voltage drop	Spannungsabfall	<1.5 V @ 200 mA		<1.5 V @ 200 mA		<1.5 V @ 200 mA	
Switching frequency	Schaltfrequenz	150 Hz		150 Hz		150 Hz	
Correction factor	Korrekturfaktor	Alu 0.45 · Brs 0.50 · SS 0.85		Alu 0.45 · Brs 0.50 · SS 0.85		Alu 0.45 · Brs 0.50 · SS 0.85	
Operating temperature	Betriebstemperatur	–25...+75 °C		–25...+75 °C		–25...+75 °C	
Protection class	Schutzklasse	IP67		IP67		IP67	
Sensing face	Sensorfläche	POM		POM		POM	
Housing material	Gehäusewerkstoff	brass	Messing	brass	Messing	brass	Messing
Switching indicator	Schaltanzeige	built-in	integriert	built-in	integriert	built-in	integriert
Connection	Anschluss	conn. M12	M12-Stecker	PVC, ultra-flex		conn. M12	M12-Stecker
Article code PNP, NO	⎍	IPS30-S22PO48-A12		IPS30-S22PO55-A2P		IPS30-S22PO79-A12	
Article code PNP, NC	⎎	IPS30-S22PC48-A12		IPS30-S22PC55-A2P		IPS30-S22PC79-A12	
Article code PNP, NO+NC	⎍+ ⎎						
Article code NPN, NO	⎍	IPS30-S22NO48-A12		IPS30-S22NO55-A2P		IPS30-S22NO79-A12	
Article code NPN, NC	⎎	IPS30-S22NC48-A12		IPS30-S22NC55-A2P		IPS30-S22NC79-A12	
Article code NPN, NO+NC	⎍+ ⎎						

Mind O ≠ 0, I ≠ l ≠ 1, S ≠ 5, B ≠ 8.

O ≠ 0, I ≠ l ≠ 1, S ≠ 5, B ≠ 8 beachten.

unshielded
nicht bündig
M30 × 1.5 | 25 mm

unshielded
nicht bündig
M30 × 1.5 | 25 mm

unshielded
nicht bündig
M30 × 1.5 | 25 mm

unshielded
nicht bündig
M30 × 1.5 | 25 mm

unshielded
nicht bündig
M30 × 1.5 | 40 mm

increased
erhöht

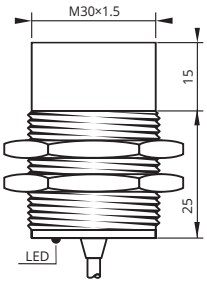

increased
erhöht

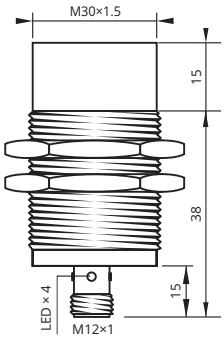

increased
erhöht

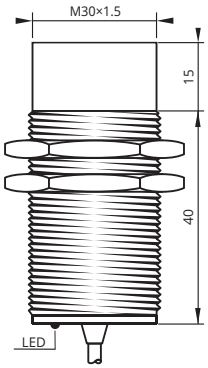

increased
erhöht

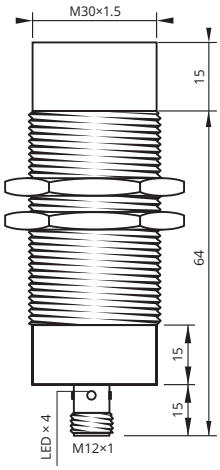

extended
erweitert

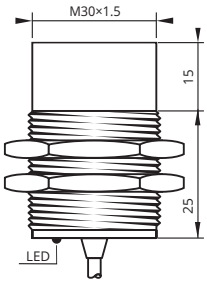

25 mm	25 mm	25 mm	25 mm	40 mm
10...30 V_{DC}	10...30 V_{DC}	10...30 V_{DC}	10...30 V_{DC}	10...30 V_{DC}
built-in integriert	built-in integriert	built-in integriert	built-in integriert	built-in integriert
<8 mA	<8 mA	<8 mA	<8 mA	<8 mA
200 mA	200 mA	200 mA	200 mA	200 mA
built-in integriert	built-in integriert	built-in integriert	built-in integriert	built-in integriert
<1.5 V @ 200 mA	<1.5 V @ 200 mA	<1.5 V @ 200 mA	<1.5 V @ 200 mA	<1.5 V @ 200 mA
100 Hz	100 Hz	100 Hz	100 Hz	100 Hz
Alu 0.45 · Brs 0.50 · SS 0.85	Alu 0.45 · Brs 0.50 · SS 0.85	Alu 0.45 · Brs 0.50 · SS 0.85	Alu 0.45 · Brs 0.50 · SS 0.85	Alu 0.45 · Brs 0.50 · SS 0.85
–25...+75 °C	–25...+75 °C	–25...+75 °C	–25...+75 °C	–25...+75 °C
IP67	IP67	IP67	IP67	IP67
POM	POM	POM	POM	POM
brass Messing	brass Messing	brass Messing	brass Messing	brass Messing
built-in integriert	built-in integriert	built-in integriert	built-in integriert	built-in integriert
PVC, ultra-flex	conn. M12 M12-Stecker	PVC, ultra-flex	conn. M12 M12-Stecker	PVC, ultra-flex
IPS30-N25PO40-A2P	IPS30-N25PO53-A12	IPS30-N25PO55-A2P	IPS30-N25PO79-A12	IPS30-N40PO40-A2P
IPS30-N25PC40-A2P	IPS30-N25PC53-A12	IPS30-N25PC55-A2P	IPS30-N25PC79-A12	IPS30-N40PC40-A2P
	IPS30-N25PCO53-A12	IPS30-N25PCO55-A2P	IPS30-N25PCO79-A12	
IPS30-N25NO40-A2P	IPS30-N25NO53-A12	IPS30-N25NO55-A2P	IPS30-N25NO79-A12	IPS30-N40NO40-A2P
IPS30-N25NC40-A2P	IPS30-N25NC53-A12	IPS30-N25NC55-A2P	IPS30-N25NC79-A12	IPS30-N40NC40-A2P
	IPS30-N25NCO53-A12	IPS30-N25NCO55-A2P	IPS30-N25NCO79-A12	

Xecro reserves the right to make minor changes without prior notification.
Xecro behält sich das Recht auf geringe Änderungen ohne Ankündigung vor.

Inductive Proximity Switch
3-Wire DC

Induktive Näherungsschalter
3-Leiter DC

unshielded
nicht bündig
M30 × 1.5 | 40 mm

unshielded
nicht bündig
M30 × 1.5 | 40 mm

unshielded
nicht bündig
M30 × 1.5 | 40 mm

extended
erweitert

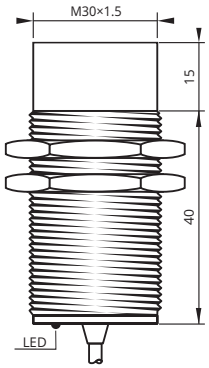

extended
erweitert

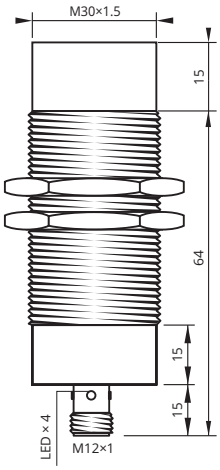

extended
erweitert

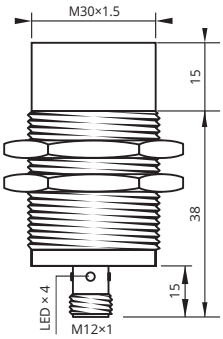

Sensing distance S_n	Schaltabstand S_n	40 mm		40 mm		40 mm	
Operating voltage	Betriebsspannung	10...30 V_{DC}		10...30 V_{DC}		10...30 V_{DC}	
Reverse polarity protection	Verpolungsschutz	built-in	integriert	built-in	integriert	built-in	integriert
Current consumption	Stromverbrauch	<8 mA		<8 mA		<8 mA	
Current load capability	Ausgangsbelastbarkeit	200 mA		200 mA		200 mA	
Short circuit protection	Kurzschlussschutz	built-in	integriert	built-in	integriert	built-in	integriert
Voltage drop	Spannungsabfall	<1.5 V @ 200 mA		<1.5 V @ 200 mA		<1.5 V @ 200 mA	
Switching frequency	Schaltfrequenz	100 Hz		100 Hz		100 Hz	
Correction factor	Korrekturfaktor	Alu 0.45 · Brs 0.50 · SS 0.85		Alu 0.45 · Brs 0.50 · SS 0.85		Alu 0.45 · Brs 0.50 · SS 0.85	
Operating temperature	Betriebstemperatur	–25...+75 °C		–25...+75 °C		–25...+75 °C	
Protection class	Schutzklasse	IP67		IP67		IP67	
Sensing face	Sensorfläche	POM		POM		POM	
Housing material	Gehäusewerkstoff	brass	Messing	brass	Messing	brass	Messing
Switching indicator	Schaltanzeige	built-in	integriert	built-in	integriert	built-in	integriert
Connection	Anschluss	PVC, ultra-flex		conn. M12	M12-Stecker	conn. M12	M12-Stecker
Article code PNP, NO	⎍	IPS30-N40PO55-A2P		IPS30-N40PO79-A12		IPS30-N40PO53-A12	
Article code PNP, NC	⎎	IPS30-N40PC55-A2P		IPS30-N40PC79-A12		IPS30-N40PC53-A12	
Article code PNP, NO+NC	⎍+ ⎎						
Article code NPN, NO	⎍	IPS30-N40NO55-A2P		IPS30-N40NO79-A12		IPS30-N40NO53-A12	
Article code NPN, NC	⎎	IPS30-N40NC55-A2P		IPS30-N40NC79-A12		IPS30-N40NC53-A12	
Article code NPN, NO+NC	⎍+ ⎎						

Mind O ≠ 0, I ≠ l ≠ 1, S ≠ 5, B ≠ 8.

O ≠ 0, I ≠ l ≠ 1, S ≠ 5, B ≠ 8 beachten.

unshielded nicht bündig **M30 × 1.5 | 50 mm**	unshielded nicht bündig **M30 × 1.5 | 50 mm**	unshielded nicht bündig **M30 × 1.5 | 50 mm**	unshielded nicht bündig **M30 × 1.5 | 50 mm**	shielded bündig **16 × 28×12 | 1 mm**
advanced Hochleistung	advanced Hochleistung	advanced Hochleistung	advanced Hochleistung	standard
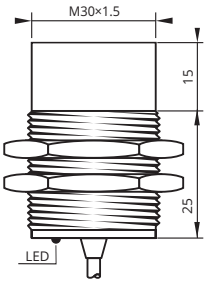	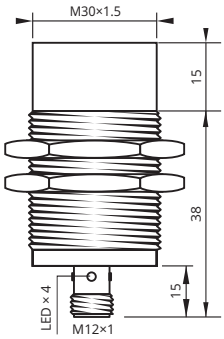	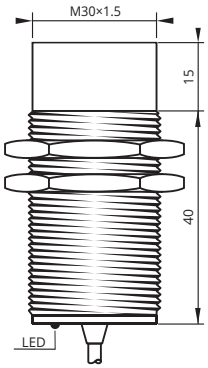	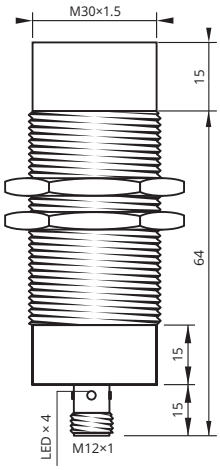	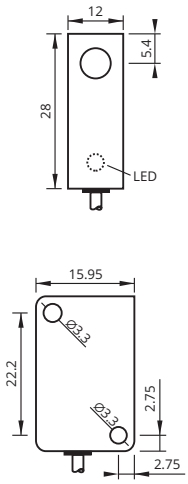

50 mm	50 mm	50 mm	50 mm	1 mm
10...30 V_{DC}	10...30 V_{DC}	10...30 V_{DC}	10...30 V_{DC}	10...30 V_{DC}
built-in integriert	built-in integriert	built-in integriert	built-in integriert	built-in integriert
<8 mA	<8 mA	<8 mA	<8 mA	<8 mA
200 mA	200 mA	200 mA	200 mA	200 mA
built-in integriert	built-in integriert	built-in integriert	built-in integriert	built-in integriert
<1.5 V @ 200 mA	<1.5 V @ 200 mA	<1.5 V @ 200 mA	<1.5 V @ 200 mA	<1.5 V @ 200 mA
100 Hz	100 Hz	100 Hz	100 Hz	2000 Hz
Alu 0.45 · Brs 0.50 · SS 0.85	Alu 0.45 · Brs 0.50 · SS 0.85	Alu 0.45 · Brs 0.50 · SS 0.85	Alu 0.45 · Brs 0.50 · SS 0.85	Alu 0.45 · Brs 0.50 · SS 0.85
–25...+75 °C	–25...+75 °C	–25...+75 °C	–25...+75 °C	–25...+75 °C
IP67	IP67	IP67	IP67	IP67
POM	POM	POM	POM	PBT
brass Messing	brass Messing	brass Messing	brass Messing	PBT
built-in integriert	built-in integriert	built-in integriert	built-in integriert	built-in integriert
PVC, ultra-flex	conn. M12 M12-Stecker	PVC, ultra-flex	conn. M12 M12-Stecker	PVC, ultra-flex
IPS30-N50PO40-A2P	IPS30-N50PO53-A12	IPS30-N50PO55-A2P	IPS30-N50PO79-A12	IPS1628-S1POS-A2P
IPS30-N50PC40-A2P	IPS30-N50PC53-A12	IPS30-N50PC55-A2P	IPS30-N50PC79-A12	IPS1628-S1PCS-A2P
IPS30-N50NO40-A2P	IPS30-N50NO53-A12	IPS30-N50NO55-A2P	IPS30-N50NO79-A12	IPS1628-S1NOS-A2P
IPS30-N50NC40-A2P	IPS30-N50NC53-A12	IPS30-N50NC55-A2P	IPS30-N50NC79-A12	IPS1628-S1NCS-A2P

Xecro reserves the right to make minor changes without prior notification.
Xecro behält sich das Recht auf geringe Änderungen ohne Ankündigung vor.

Inductive Proximity Switch
3-Wire DC

Induktive Näherungsschalter
3-Leiter DC

shielded bündig **16 × 28×12 | 1 mm**	unshielded nicht bündig **16 × 28×12 | 2 mm**	unshielded nicht bündig **16 × 28×12 | 2 mm**

standard

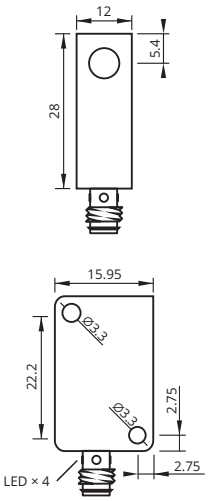

standard

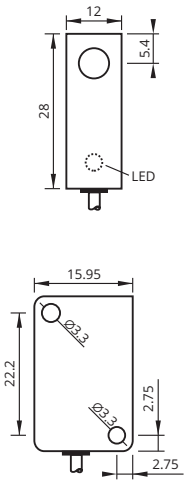

standard

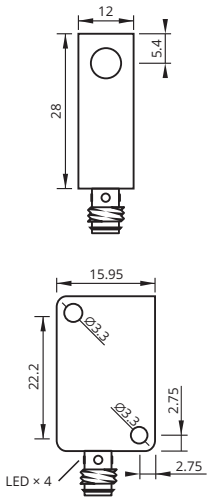

Sensing distance S_n	**Schaltabstand S_n**	**1 mm**		**2 mm**		**2 mm**	
Operating voltage	Betriebsspannung	10...30 V_{DC}		10...30 V_{DC}		10...30 V_{DC}	
Reverse polarity protection	Verpolungsschutz	built-in	integriert	built-in	integriert	built-in	integriert
Current consumption	Stromverbrauch	<8 mA		<8 mA		<8 mA	
Current load capability	Ausgangsbelastbarkeit	200 mA		200 mA		200 mA	
Short circuit protection	Kurzschlussschutz	built-in	integriert	built-in	integriert	built-in	integriert
Voltage drop	Spannungsabfall	<1.5 V @ 200 mA		<1.5 V @ 200 mA		<1.5 V @ 200 mA	
Switching frequency	Schaltfrequenz	2000 Hz		2000 Hz		2000 Hz	
Correction factor	Korrekturfaktor	Alu 0.45 · Brs 0.50 · SS 0.85		Alu 0.45 · Brs 0.50 · SS 0.85		Alu 0.45 · Brs 0.50 · SS 0.85	
Operating temperature	Betriebstemperatur	–25...+75 °C		–25...+75 °C		–25...+75 °C	
Protection class	Schutzklasse	IP67		IP67		IP67	
Sensing face	Sensorfläche	PBT		PBT		PBT	
Housing material	Gehäusewerkstoff	PBT		PBT		PBT	
Switching indicator	Schaltanzeige	built-in	integriert	built-in	integriert	built-in	integriert
Connection	Anschluss	conn. M8	M8-Stecker	PVC, ultra-flex		conn. M8	M8-Stecker
Article code PNP, NO	⎍	IPS1628-S1POS-A8		IPS1628-N2POS-A2P		IPS1628-N2POS-A8	
Article code PNP, NC	⎎	IPS1628-S1PCS-A8		IPS1628-N2PCS-A2P		IPS1628-N2PCS-A8	
Article code PNP, NO+NC	⎍+ ⎎						
Article code NPN, NO	⎍	IPS1628-S1NOS-A8		IPS1628-N2NOS-A2P		IPS1628-N2NOS-A8	
Article code NPN, NC	⎎	IPS1628-S1NCS-A8		IPS1628-N2NCS-A2P		IPS1628-N2NCS-A8	
Article code NPN, NO+NC	⎍+ ⎎						

Mind O ≠ 0, I ≠ l ≠ 1, S ≠ 5, B ≠ 8.

O ≠ 0, I ≠ l ≠ 1, S ≠ 5, B ≠ 8 beachten.

shielded bündig **16 × 28×12 | 2 mm**	shielded bündig **16 × 28×12 | 2 mm**	semi-shielded quasi-bündig **16 × 28×12 | 3 mm**	semi-shielded quasi-bündig **16 × 28×12 | 3 mm**	unshielded nicht bündig **16 × 28×12 | 4 mm**
increased erhöht	increased erhöht	extended erweitert	extended erweitert	increased erhöht
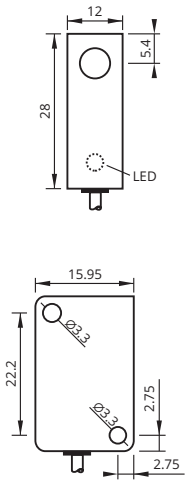	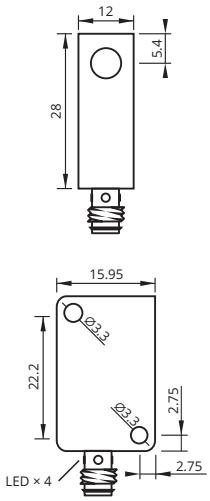	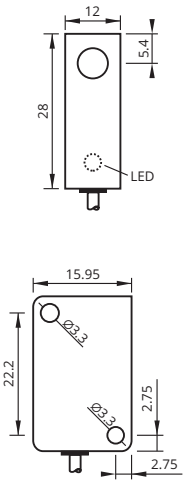	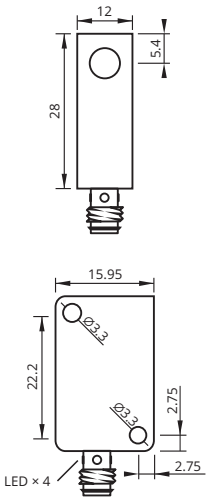	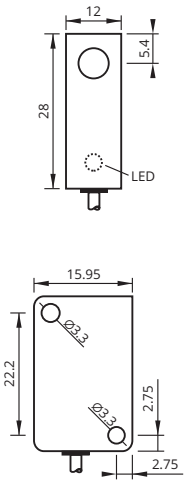

2 mm	2 mm	3 mm	3 mm	4 mm
10...30 V_{DC}	10...30 V_{DC}	10...30 V_{DC}	10...30 V_{DC}	10...30 V_{DC}
built-in integriert	built-in integriert	built-in integriert	built-in integriert	built-in integriert
<8 mA	<8 mA	<8 mA	<8 mA	< 8 mA
200 mA	200 mA	200 mA	200 mA	200 mA
built-in integriert	built-in integriert	built-in integriert	built-in integriert	built-in integriert
<1.5 V @ 200 mA	<1.5 V @ 200 mA	<1.5 V @ 200 mA	<1.5 V @ 200 mA	<1.5 V @ 200 mA
2000 Hz	2000 Hz	2000 Hz	2000 Hz	2000 Hz
Alu 0.45 · Brs 0.50 · SS 0.85	Alu 0.45 · Brs 0.50 · SS 0.85	Alu 0.45 · Brs 0.50 · SS 0.85	Alu 0.45 · Brs 0.50 · SS 0.85	Alu 0.45 · Brs 0.50 · SS 0.85
–25...+75 °C	–25...+75 °C	–25...+75 °C	–25...+75 °C	–25...+75 °C
IP67	IP67	IP67	IP67	IP67
PBT	PBT	PBT	PBT	PBT
PBT	PBT	PBT	PBT	PBT
built-in integriert	built-in integriert	built-in integriert	built-in integriert	built-in integriert
PVC, ultra-flex	conn. M8 M8-Stecker	PVC, ultra-flex	conn. M8 M8-Stecker	PVC, ultra-flex
IPS1628-S2POS-A2P	IPS1628-S2POS-A8	IPS1628-S3POS-A2P	IPS1628-S3POS-A8	IPS1628-N4POS-A2P
IPS1628-S2PCS-A2P	IPS1628-S2PCS-A8	IPS1628-S3PCS-A2P	IPS1628-S3PCS-A8	IPS1628-N4PCS-A2P
IPS1628-S2NOS-A2P	IPS1628-S2NOS-A8	IPS1628-S3NOS-A2P	IPS1628-S3NOS-A8	IPS1628-N4NOS-A2P
IPS1628-S2NCS-A2P	IPS1628-S2NCS-A8	IPS1628-S3NCS-A2P	IPS1628-S3NCS-A8	IPS1628-N4NCS-A2P

Xecro reserves the right to make minor changes without prior notification.
Xecro behält sich das Recht auf geringe Änderungen ohne Ankündigung vor.

Inductive Proximity Switch
3-Wire DC

Induktive Näherungsschalter
3-Leiter DC

unshielded
nicht bündig
16 × 28×12 | 4 mm

unshielded
nicht bündig
16 × 28×12 | 6 mm

unshielded
nicht bündig
16 × 28×12 | 6 mm

increased
erhöht

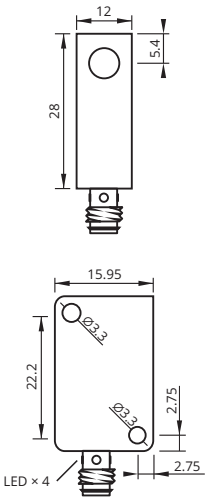

extended
erweitert

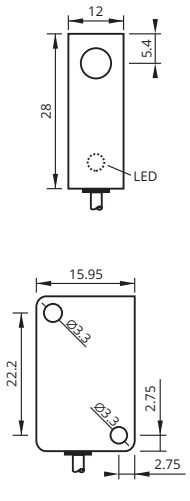

extended
erweitert

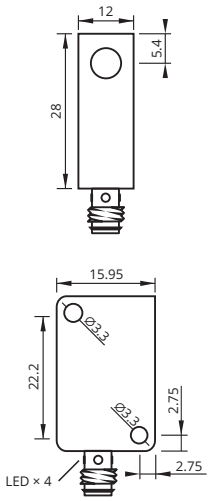

Sensing distance S_n	Schaltabstand S_n	4 mm		6 mm		6 mm	
Operating voltage	Betriebsspannung	10...30 V_{DC}		10...30 V_{DC}		10...30 V_{DC}	
Reverse polarity protection	Verpolungsschutz	built-in	integriert	built-in	integriert	built-in	integriert
Current consumption	Stromverbrauch	< 8 mA		< 8 mA		< 8 mA	
Current load capability	Ausgangsbelastbarkeit	200 mA		200 mA		200 mA	
Short circuit protection	Kurzschlussschutz	built-in	integriert	built-in	integriert	built-in	integriert
Voltage drop	Spannungsabfall	<1.5 V @ 200 mA		<1.5 V @ 200 mA		<1.5 V @ 200 mA	
Switching frequency	Schaltfrequenz	2000 Hz		2000 Hz		2000 Hz	
Correction factor	Korrekturfaktor	Alu 0.45 · Brs 0.50 · SS 0.85		Alu 0.45 · Brs 0.50 · SS 0.85		Alu 0.45 · Brs 0.50 · SS 0.85	
Operating temperature	Betriebstemperatur	–25...+75 °C		–25...+75 °C		–25...+75 °C	
Protection class	Schutzklasse	IP67		IP67		IP67	
Sensing face	Sensorfläche	PBT		PBT		PBT	
Housing material	Gehäusewerkstoff	PBT		PBT		PBT	
Switching indicator	Schaltanzeige	built-in	integriert	built-in	integriert	built-in	integriert
Connection	Anschluss	conn. M8	M8-Stecker	PVC, ultra-flex		conn. M8	M8-Stecker
Article code PNP, NO	⎍	IPS1628-N4POS-A8		IPS1628-N6POS-A2P		IPS1628-N6POS-A8	
Article code PNP, NC	⎎	IPS1628-N4PCS-A8		IPS1628-N6PCS-A2P		IPS1628-N6PCS-A8	
Article code PNP, NO+NC	⎍+ ⎎						
Article code NPN, NO	⎍	IPS1628-N4NOS-A8		IPS1628-N6NOS-A2P		IPS1628-N6NOS-A8	
Article code NPN, NC	⎎	IPS1628-N4NCS-A8		IPS1628-N6NCS-A2P		IPS1628-N6NCS-A8	
Article code NPN, NO+NC	⎍+ ⎎						

Mind O ≠ 0, I ≠ l ≠ 1, S ≠ 5, B ≠ 8.

O ≠ 0, I ≠ l ≠ 1, S ≠ 5, B ≠ 8 beachten.

shielded bündig **40 × 40 mm | 15 mm**	shielded bündig **40 × 40 mm | 20 mm**	semi-shielded quasi-bündig **40 × 40 mm | 25 mm**	unshielded nicht bündig **40 × 40 mm | 30 mm**	unshielded nicht bündig **40 × 40 mm | 40 mm**
standard	increased erhöht	increased erhöht	increased erhöht	extended erweitert
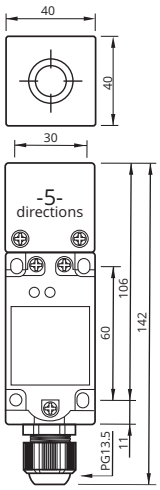	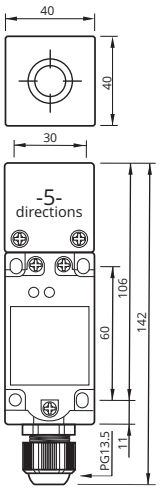	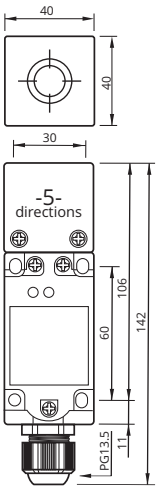	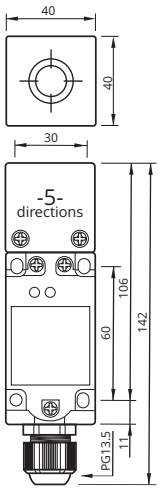	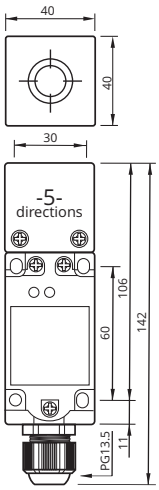

15 mm	20 mm	25 mm	30 mm	40 mm
10...30 V_{DC}	10...30 V_{DC}	10...30 V_{DC}	10...30 V_{DC}	10...30 V_{DC}
built-in integriert	built-in integriert	built-in integriert	built-in integriert	built-in integriert
< 11 mA	< 11 mA	< 11 mA	< 11 mA	< 11 mA
200 mA	200 mA	200 mA	200 mA	200 mA
built-in integriert	built-in integriert	built-in integriert	built-in integriert	built-in integriert
<2 V @ 200 mA	<2 V @ 200 mA	<2 V @ 200 mA	<2 V @ 200 mA	<2 V @ 200 mA
120 Hz	120 Hz	120 Hz	120 Hz	120 Hz
Alu 0.45 · Brs 0.50 · SS 0.85	Alu 0.45 · Brs 0.50 · SS 0.85	Alu 0.45 · Brs 0.50 · SS 0.85	Alu 0.45 · Brs 0.50 · SS 0.85	Alu 0.45 · Brs 0.50 · SS 0.85
–25...+75 °C	–25...+75 °C	–25...+75 °C	–25...+75 °C	–25...+75 °C
IP67	IP67	IP67	IP67	IP67
PBT	PBT	PBT	PBT	PBT
PBT	PBT	PBT	PBT	PBT
built-in integriert	built-in integriert	built-in integriert	built-in integriert	built-in integriert
terminal Klemme	terminal Klemme	terminal Klemme	terminal Klemme	terminal Klemme
IPS40-S15PCOL-PG13	IPS40-S20PCOL-PG13	IPS40-S25PCOL-PG13	IPS40-N30PCOL-PG13	IPS40-N40PCOL-PG13
IPS40-S15NCOL-PG13	IPS40-S20NCOL-PG13	IPS40-S25NCOL-PG13	IPS40-N30NCOL-PG13	IPS40-N40NCOL-PG13

Xecro reserves the right to make minor changes without prior notification.
Xecro behält sich das Recht auf geringe Änderungen ohne Ankündigung vor.

Benefits:

- Housings made of continuous stainless steel (SS304) including the sensing face
- Suitable for environments of heavy mechanical duty

Vorteile:

- Durchgehendes Edelstahlgehäuse (V2A) einschließlich der Sensorfläche
- Geeignet für Umgebungen mit hoher mechanischer Beanspruchung

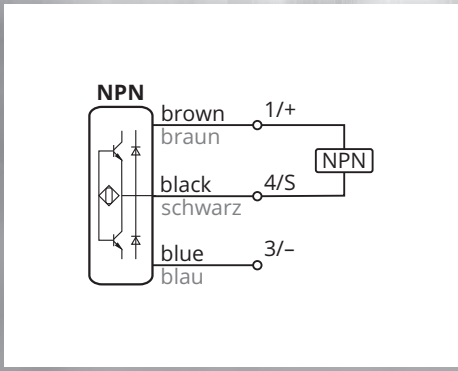

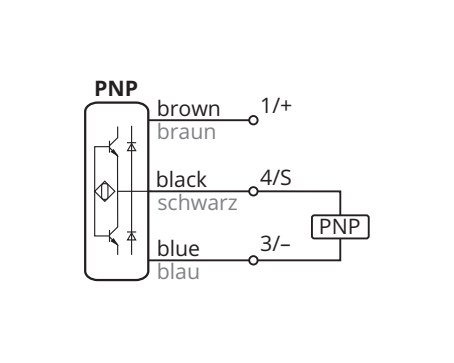

Data sheets are available on http://xecro.com.

Datenblätter sind auf http://xecro.com verfügbar.

All devices of this section may not be used if the safety of persons rely on their faultless function!

Alle Geräte dieses Abschnittes dürfen nicht verwendet werden, wenn die Sicherheit von Personen von deren fehlerlosen Funktion abhängt!

Inductive Sensors 3-Wire DC Metal-Face

Inductive Metal-Face sensors from XECRO are constructed with housings made of one continuous piece of stainless steel (SS304) including the sensing face. This extra portion of robustness creates an ideal sensor for operating in environments where even long sensing ranges cannot prevent mechanical damage.

The highly optimized electronics enable XECRO to manufacture these robust and reliable sensors using very short housings, which allow for mounting in smaller locations. The benefits of this innovative Metal-Face technique can also be found in the High Pressure Series.

Induktive Sensoren mit Vollmetallgehäusen von XECRO verwenden ein durchgehendes Edelstahlgehäuse (V2A) einschließlich der Sensorfläche. Dieses Extra an Robustheit prädestiniert sie für Umgebungen, in denen auch hohe Schaltabstände eine mechanische Beschädigung nicht verhindern können.

Auf Grund hochoptimierter Schaltungen kann XECRO diese robusten und verlässlichen Sensoren in sehr kurzen Gehäusen fertigen, welche die Verwendung unter beengten Einbaubedingungen erlauben. Die Vorteile dieser innovativen Vollmetallgehäuse-Technik finden sich ebenfalls in der druckfesten Baureihe.

Inductive Proximity Switch
3-Wire DC Metal Face

Induktive Näherungsschalter
3-Leiter DC Vollmetallgehäuse

shielded
bündig
M8 × 1 | 2 mm

shielded
bündig
M8 × 1 | 2 mm

shielded
bündig
M8 × 1 | 2 mm

increased
erhöht

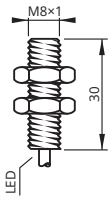

increased
erhöht

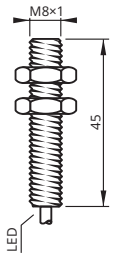

increased
erhöht

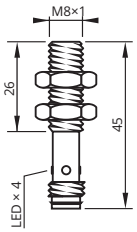

Sensing distance S_n	Schaltabstand S_n	2 mm		2 mm		2 mm	
Operating voltage	Betriebsspannung	10...30 V_{DC}		10...30 V_{DC}		10...30 V_{DC}	
Reverse polarity protection	Verpolungsschutz	built-in	integriert	built-in	integriert	built-in	integriert
Current consumption	Stromverbrauch	<8 mA		<8 mA		<8 mA	
Current load capability	Ausgangsbelastbarkeit	200 mA		200 mA		200 mA	
Short circuit protection	Kurzschlussschutz	built-in	integriert	built-in	integriert	built-in	integriert
Voltage drop	Spannungsabfall	<1.5 V @ 200 mA		<1.5 V @ 200 mA		<1.5 V @ 200 mA	
Switching frequency	Schaltfrequenz	400 Hz		400 Hz		400 Hz	
Correction factor	Korrekturfaktor	Alu 0.45 · Brs 0.50 · SS 0.85		Alu 0.45 · Brs 0.50 · SS 0.85		Alu 0.45 · Brs 0.50 · SS 0.85	
Operating temperature	Betriebstemperatur	–25...+70 °C		–25...+70 °C		–25...+70 °C	
Protection class	Schutzklasse	IP69k, IP67 connector		IP69k, IP67 connector		IP69k, IP67 connector	
Sensing face	Sensorfläche	SS304	V2A	SS304	V2A	SS304	V2A
Housing material	Gehäusewerkstoff	SS304	V2A	SS304	V2A	SS304	V2A
Switching indicator	Schaltanzeige	built-in	integriert	built-in	integriert	built-in	integriert
Connection	Anschluss	PVC, ultra-flex		PVC, ultra-flex		conn. M8	M8-Stecker
Article code PNP, NO	⎍	IMF8-S2PO30-A2P		IMF8-S2PO45-A2P		IMF8-S2PO45-A8	
Article code PNP, NC	⎍	IMF8-S2PC30-A2P		IMF8-S2PC45-A2P		IMF8-S2PC45-A8	
Article code NPN, NO	⎍	IMF8-S2NO30-A2P		IMF8-S2NO45-A2P		IMF8-S2NO45-A8	
Article code NPN, NC	⎍	IMF8-S2NC30-A2P		IMF8-S2NC45-A2P		IMF8-S2NC45-A8	

Mind O ≠ 0, I ≠ l ≠ 1, S ≠ 5, B ≠ 8.

O ≠ 0, I ≠ l ≠ 1, S ≠ 5, B ≠ 8 beachten.

shielded
bündig
M8 × 1 | 2 mm

shielded
bündig
M8 × 1 | 2 mm

unshielded
nicht bündig
M8 × 1 | 3.5 mm

unshielded
nicht bündig
M8 × 1 | 3.5 mm

unshielded
nicht bündig
M8 × 1 | 3.5 mm

increased
erhöht

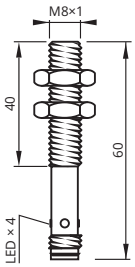

increased
erhöht

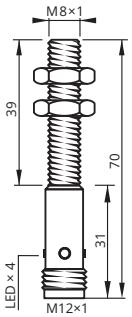

increased
erhöht

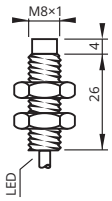

increased
erhöht

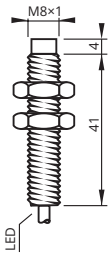

increased
erhöht

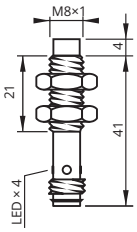

2 mm		2 mm		3.5 mm		3.5 mm		3.5 mm	
10...30 V_{DC}		10...30 V_{DC}		10...30 V_{DC}		10...30 V_{DC}		10...30 V_{DC}	
built-in	integriert	built-in	integriert	built-in	integriert	built-in	integriert	built-in	integriert
<8 mA		<8 mA		<8 mA		<8 mA		<8 mA	
200 mA		200 mA		200 mA		200 mA		200 mA	
built-in	integriert	built-in	integriert	built-in	integriert	built-in	integriert	built-in	integriert
<1.5 V @ 200 mA		<1.5 V @ 200 mA		<1.5 V @ 200 mA		<1.5 V @ 200 mA		<1.5 V @ 200 mA	
400 Hz		400 Hz		400 Hz		400 Hz		400 Hz	
Alu 0.45 · Brs 0.50 · SS 0.85		Alu 0.45 · Brs 0.50 · SS 0.85		Alu 0.45 · Brs 0.50 · SS 0.85		Alu 0.45 · Brs 0.50 · SS 0.85		Alu 0.45 · Brs 0.50 · SS 0.85	
–25...+70 °C		–25...+70 °C		–25...+70 °C		–25...+70 °C		–25...+70 °C	
IP69k, IP67 connector		IP69k, IP67 connector		IP69k, IP67 connector		IP69k, IP67 connector		IP69k, IP67 connector	
SS304	V2A	SS304	V2A	SS304	V2A	SS304	V2A	SS304	V2A
SS304	V2A	SS304	V2A	SS304	V2A	SS304	V2A	SS304	V2A
built-in	integriert	built-in	integriert	built-in	integriert	built-in	integriert	built-in	integriert
conn. M8	M8-Stecker	conn. M12	M12-Stecker	PVC, ultra-flex		PVC, ultra-flex		conn. M8	M8-Stecker
IMF8-S2PO60-A8		IMF8-S2PO70-A12		IMF8-N4PO30-A2P		IMF8-N4PO45-A2P		IMF8-N4PO45-A8	
IMF8-S2PC60-A8		IMF8-S2PC70-A12		IMF8-N4PC30-A2P		IMF8-N4PC45-A2P		IMF8-N4PC45-A8	
IMF8-S2NO60-A8		IMF8-S2NO70-A12		IMF8-N4NO30-A2P		IMF8-N4NO45-A2P		IMF8-N4NO45-A8	
IMF8-S2NC60-A8		IMF8-S2NC70-A12		IMF8-N4NC30-A2P		IMF8-N4NC45-A2P		IMF8-N4NC45-A8	

Xecro reserves the right to make minor changes without prior notification.
Xecro behält sich das Recht auf geringe Änderungen ohne Ankündigung vor.

Inductive Proximity Switch
3-Wire DC Metal Face

Induktive Näherungsschalter
3-Leiter DC Vollmetallgehäuse

unshielded
nicht bündig
M8 × 1 | 3.5 mm

unshielded
nicht bündig
M8 × 1 | 3.5 mm

shielded
bündig
M12 × 1 | 4 mm

increased
erhöht

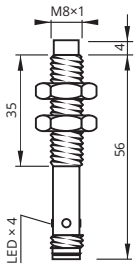

increased
erhöht

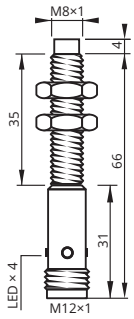

increased
erhöht

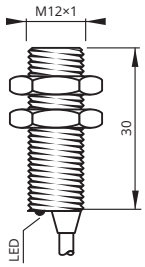

Sensing distance S_n	Schaltabstand S_n	3.5 mm		3.5 mm		4 mm	
Operating voltage	Betriebsspannung	10...30 V_{DC}		10...30 V_{DC}		10...30 V_{DC}	
Reverse polarity protection	Verpolungsschutz	built-in	integriert	built-in	integriert	built-in	integriert
Current consumption	Stromverbrauch	<8 mA		<8 mA		<8 mA	
Current load capability	Ausgangsbelastbarkeit	200 mA		200 mA		200 mA	
Short circuit protection	Kurzschlussschutz	built-in	integriert	built-in	integriert	built-in	integriert
Voltage drop	Spannungsabfall	<1.5 V @ 200 mA		<1.5 V @ 200 mA		<1.5 V @ 200 mA	
Switching frequency	Schaltfrequenz	400 Hz		400 Hz		500 Hz	
Correction factor	Korrekturfaktor	Alu 0.45 · Brs 0.50 · SS 0.85		Alu 0.45 · Brs 0.50 · SS 0.85		Alu 0.45 · Brs 0.50 · SS 0.85	
Operating temperature	Betriebstemperatur	–25...+70 °C		–25...+70 °C		–25...+70 °C	
Protection class	Schutzklasse	IP69k, IP67 connector		IP69k, IP67 connector		IP69k, IP67 connector	
Sensing face	Sensorfläche	SS304	V2A	SS304	V2A	SS304	V2A
Housing material	Gehäusewerkstoff	SS304	V2A	SS304	V2A	SS304	V2A
Switching indicator	Schaltanzeige	built-in	integriert	built-in	integriert	built-in	integriert
Connection	Anschluss	conn. M8	M8-Stecker	conn. M12	M12-Stecker	PVC, ultra-flex	
Article code PNP, NO	⎍	IMF8-N4PO60-A8		IMF8-N4PO70-A12		IMF12-S4PO30-A2P	
Article code PNP, NC	⎍	IMF8-N4PC60-A8		IMF8-N4PC70-A12		IMF12-S4PC30-A2P	
Article code NPN, NO	⎍	IMF8-N4NO60-A8		IMF8-N4NO70-A12		IMF12-S4NO30-A2P	
Article code NPN, NC	⎍	IMF8-N4NC60-A8		IMF8-N4NC70-A12		IMF12-S4NC30-A2P	

Mind O ≠ 0, I ≠ l ≠ 1, S ≠ 5, B ≠ 8.

O ≠ 0, I ≠ l ≠ 1, S ≠ 5, B ≠ 8 beachten.

shielded bündig **M12 × 1 | 4 mm**	shielded bündig **M12 × 1 | 4 mm**	shielded bündig **M12 × 1 | 4 mm**	unshielded nicht bündig **M12 × 1 | 6 mm**	unshielded nicht bündig **M12 × 1 | 6 mm**
increased erhöht	increased erhöht	increased erhöht	increased erhöht	increased erhöht
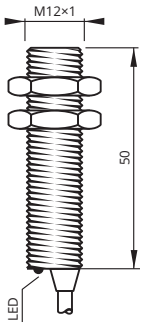	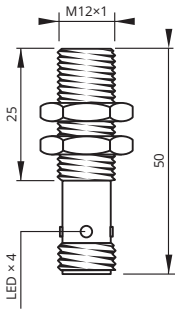	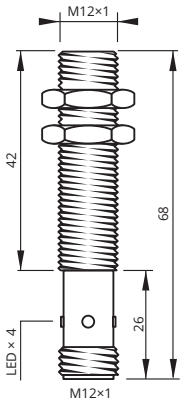	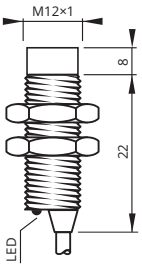	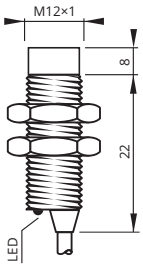

4 mm	4 mm	4 mm	6 mm	6 mm
10...30 V_{DC}	10...30 V_{DC}	10...30 V_{DC}	10...30 V_{DC}	10...30 V_{DC}
built-in integriert	built-in integriert	built-in integriert	built-in integriert	built-in integriert
<8 mA	<8 mA	<8 mA	<8 mA	<8 mA
200 mA	200 mA	200 mA	200 mA	200 mA
built-in integriert	built-in integriert	built-in integriert	built-in integriert	built-in integriert
<1.5 V @ 200 mA	<1.5 V @ 200 mA	<1.5 V @ 200 mA	<1.5 V @ 200 mA	<1.5 V @ 200 mA
500 Hz	500 Hz	500 Hz	500 Hz	500 Hz
Alu 0.45 · Brs 0.50 · SS 0.85	Alu 0.45 · Brs 0.50 · SS 0.85	Alu 0.45 · Brs 0.50 · SS 0.85	Alu 0.45 · Brs 0.50 · SS 0.85	Alu 0.45 · Brs 0.50 · SS 0.85
–25...+70 °C	–25...+70 °C	–25...+70 °C	–25...+70 °C	–25...+70 °C
IP69k, IP67 connector	IP69k, IP67 connector	IP69k, IP67 connector	IP69k, IP67 connector	IP69k, IP67 connector
SS304 V2A	SS304 V2A	SS304 V2A	SS304 V2A	SS304 V2A
SS304 V2A	SS304 V2A	SS304 V2A	SS304 V2A	SS304 V2A
built-in integriert	built-in integriert	built-in integriert	built-in integriert	built-in integriert
PVC, ultra-flex	conn. M12 M12-Stecker	conn. M12 M12-Stecker	PVC, ultra-flex	PVC, ultra-flex
IMF12-S4PO50-A2P	IMF12-S4PO50-A12	IMF12-S4PO68-A12	IMF12-N6PO30-A2P	IMF12-N6PO50-A2P
IMF12-S4PC50-A2P	IMF12-S4PC50-A12	IMF12-S4PC68-A12	IMF12-N6PC30-A2P	IMF12-N6PC50-A2P
IMF12-S4NO50-A2P	IMF12-S4NO50-A12	IMF12-S4NO68-A12	IMF12-N6NO30-A2P	IMF12-N6NO50-A2P
IMF12-S4NC50-A2P	IMF12-S4NC50-A12	IMF12-S4NC68-A12	IMF12-N6NC30-A2P	IMF12-N6NC50-A2P

Xecro reserves the right to make minor changes without prior notification.
Xecro behält sich das Recht auf geringe Änderungen ohne Ankündigung vor.

Inductive Proximity Switch
3-Wire DC Metal Face

Induktive Näherungsschalter
3-Leiter DC Vollmetallgehäuse

unshielded
nicht bündig
M12 × 1 | 6 mm

unshielded
nicht bündig
M12 × 1 | 6 mm

shielded
bündig
M18 × 1 | 8 mm

increased
erhöht

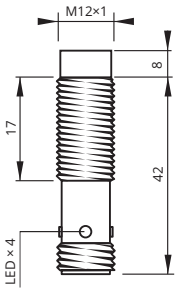

increased
erhöht

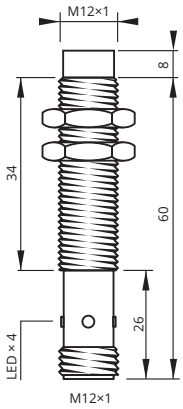

increased
erhöht

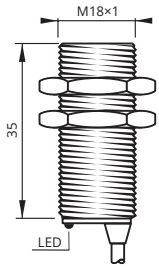

Sensing distance S_n	Schaltabstand S_n	6 mm		6 mm		8 mm	
Operating voltage	Betriebsspannung	10...30 V_{DC}		10...30 V_{DC}		10...30 V_{DC}	
Reverse polarity protection	Verpolungsschutz	built-in	integriert	built-in	integriert	built-in	integriert
Current consumption	Stromverbrauch	<8 mA		<8 mA		<8 mA	
Current load capability	Ausgangsbelastbarkeit	200 mA		200 mA		200 mA	
Short circuit protection	Kurzschlussschutz	built-in	integriert	built-in	integriert	built-in	integriert
Voltage drop	Spannungsabfall	<1.5 V @ 200 mA		<1.5 V @ 200 mA		<1.5 V @ 200 mA	
Switching frequency	Schaltfrequenz	500 Hz		500 Hz		400 Hz	
Correction factor	Korrekturfaktor	Alu 0.45 · Brs 0.50 · SS 0.85		Alu 0.45 · Brs 0.50 · SS 0.85		Alu 0.45 · Brs 0.50 · SS 0.85	
Operating temperature	Betriebstemperatur	–25...+70 °C		–25...+70 °C		–25...+70 °C	
Protection class	Schutzklasse	IP69k, IP67 connector		IP69k, IP67 connector		IP69k, IP67 connector	
Sensing face	Sensorfläche	SS304	V2A	SS304	V2A	SS304	V2A
Housing material	Gehäusewerkstoff	SS304	V2A	SS304	V2A	SS304	V2A
Switching indicator	Schaltanzeige	built-in	integriert	built-in	integriert	built-in	integriert
Connection	Anschluss	conn. M12	M12-Stecker	conn. M12	M12-Stecker	PVC, ultra-flex	
Article code PNP, NO	⎍	IMF12-N6PO50-A12		IMF12-N6PO68-A12		IMF18-S8PO35-A2P	
Article code PNP, NC	⎍	IMF12-N6PC50-A12		IMF12-N6PC68-A12		IMF18-S8PC35-A2P	
Article code NPN, NO	⎍	IMF12-N6NO50-A12		IMF12-N6NO68-A12		IMF18-S8NO35-A2P	
Article code NPN, NC	⎍	IMF12-N6NC50-A12		IMF12-N6NC68-A12		IMF18-S8NC35-A2P	

Mind O ≠ 0, I ≠ l ≠ 1, S ≠ 5, B ≠ 8.

O ≠ 0, I ≠ l ≠ 1, S ≠ 5, B ≠ 8 beachten.

shielded
bündig
M18 × 1 | 8 mm

shielded
bündig
M18 × 1 | 8 mm

shielded
bündig
M18 × 1 | 8 mm

shielded
bündig
M18 × 1 | 10 mm

shielded
bündig
M18 × 1 | 10 mm

increased
erhöht

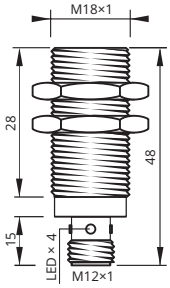

increased
erhöht

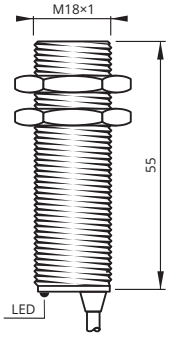

increased
erhöht

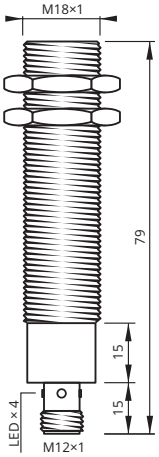

increased
erhöht

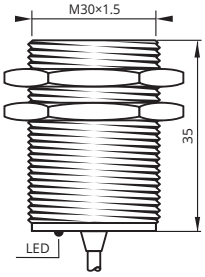

increased
erhöht

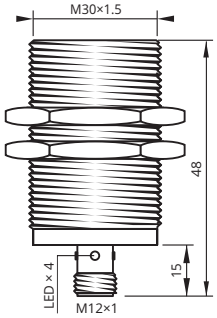

8 mm	8 mm	8 mm	10 mm	10 mm
10...30 V_{DC}	10...30 V_{DC}	10...30 V_{DC}	10...30 V_{DC}	10...30 V_{DC}
built-in integriert	built-in integriert	built-in integriert	built-in integriert	built-in integriert
<8 mA	<8 mA	<8 mA	<8 mA	<8 mA
200 mA	200 mA	200 mA	200 mA	200 mA
built-in integriert	built-in integriert	built-in integriert	built-in integriert	built-in integriert
<1.5 V @ 200 mA	<1.5 V @ 200 mA	<1.5 V @ 200 mA	<1.5 V @ 200 mA	<1.5 V @ 200 mA
400 Hz	400 Hz	400 Hz	200 Hz	200 Hz
Alu 0.45 · Brs 0.50 · SS 0.85	Alu 0.45 · Brs 0.50 · SS 0.85	Alu 0.45 · Brs 0.50 · SS 0.85	Alu 0.45 · Brs 0.50 · SS 0.85	Alu 0.45 · Brs 0.50 · SS 0.85
–25...+70 °C	–25...+70 °C	–25...+70 °C	–25...+70 °C	–25...+70 °C
IP69k, IP67 connector	IP69k, IP67 connector	IP69k, IP67 connector	IP69k, IP67 connector	IP69k, IP67 connector
SS304 V2A	SS304 V2A	SS304 V2A	SS304 V2A	SS304 V2A
SS304 V2A	SS304 V2A	SS304 V2A	SS304 V2A	SS304 V2A
built-in integriert	built-in integriert	built-in integriert	built-in integriert	built-in integriert
conn. M12 M12-Stecker	PVC, ultra-flex	conn. M12 M12-Stecker	PVC, ultra-flex	conn. M12 M12-Stecker
IMF18-S8PO48-A12	IMF18-S8PO55-A2P	IMF18-S8PO79-A12	IMF30-S10PO35-A2P	IMF30-S10PO48-A12
IMF18-S8PC48-A12	IMF18-S8PC55-A2P	IMF18-S8PC79-A12	IMF30-S10PC35-A2P	IMF30-S10PC48-A12
IMF18-S8NO48-A12	IMF18-S8NO55-A2P	IMF18-S8NO79-A12	IMF30-S10NO35-A2P	IMF30-S10NO48-A12
IMF18-S8NC48-A12	IMF18-S8NC55-A2P	IMF18-S8NC79-A12	IMF30-S10NC35-A2P	IMF30-S10NC48-A12

Xecro reserves the right to make minor changes without prior notification.
Xecro behält sich das Recht auf geringe Änderungen ohne Ankündigung vor.

Inductive Proximity Switch
3-Wire DC Metal Face

Induktive Näherungsschalter
3-Leiter DC Vollmetallgehäuse

shielded
bündig
M18 × 1 | 10 mm

shielded
bündig
M18 × 1 | 10 mm

unshielded
nicht bündig
M18 × 1 | 15 mm

increased
erhöht

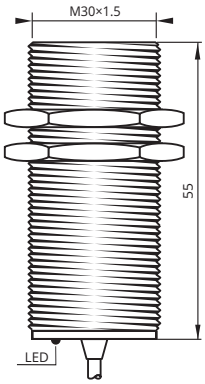

increased
erhöht

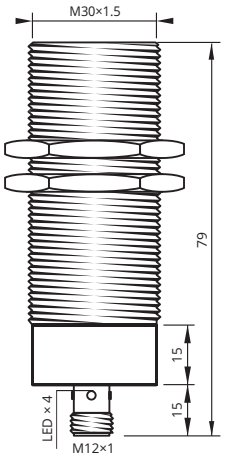

increased
erhöht

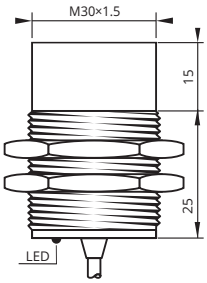

Sensing distance S_n	Schaltabstand S_n	10 mm		10 mm		15 mm	
Operating voltage	Betriebsspannung	10...30 V_{DC}		10...30 V_{DC}		10...30 V_{DC}	
Reverse polarity protection	Verpolungsschutz	built-in	integriert	built-in	integriert	built-in	integriert
Current consumption	Stromverbrauch	<8 mA		<8 mA		<8 mA	
Current load capability	Ausgangsbelastbarkeit	200 mA		200 mA		200 mA	
Short circuit protection	Kurzschlussschutz	built-in	integriert	built-in	integriert	built-in	integriert
Voltage drop	Spannungsabfall	<1.5 V @ 200 mA		<1.5 V @ 200 mA		<1.5 V @ 200 mA	
Switching frequency	Schaltfrequenz	200 Hz		200 Hz		100 Hz	
Correction factor	Korrekturfaktor	Alu 0.45 · Brs 0.50 · SS 0.85		Alu 0.45 · Brs 0.50 · SS 0.85		Alu 0.45 · Brs 0.50 · SS 0.85	
Operating temperature	Betriebstemperatur	–25...+70 °C		–25...+70 °C		–25...+70 °C	
Protection class	Schutzklasse	IP69k, IP67 connector		IP69k, IP67 connector		IP69k, IP67 connector	
Sensing face	Sensorfläche	SS304	V2A	SS304	V2A	SS304	V2A
Housing material	Gehäusewerkstoff	SS304	V2A	SS304	V2A	SS304	V2A
Switching indicator	Schaltanzeige	built-in	integriert	built-in	integriert	built-in	integriert
Connection	Anschluss	PVC, ultra-flex		conn. M12	M12-Stecker	PVC, ultra-flex	
Article code PNP, NO	⎍	IMF30-S10PO55-A2P		IMF30-S10PO79-A12		IMF30-N15PO40-A2P	
Article code PNP, NC	⎍	IMF30-S10PC55-A2P		IMF30-S10PC79-A12		IMF30-N15PC40-A2P	
Article code NPN, NO	⎍	IMF30-S10NO55-A2P		IMF30-S10NO79-A12		IMF30-N15NO40-A2P	
Article code NPN, NC	⎍	IMF30-S10NC55-A2P		IMF30-S10NC79-A12		IMF30-N15NC40-A2P	

Mind O ≠ 0, I ≠ l ≠ 1, S ≠ 5, B ≠ 8.

O ≠ 0, I ≠ l ≠ 1, S ≠ 5, B ≠ 8 beachten.

unshielded
nicht bündig
M18 × 1 | 15 mm

unshielded
nicht bündig
M18 × 1 | 15 mm

unshielded
nicht bündig
M18 × 1 | 15 mm

increased
erhöht

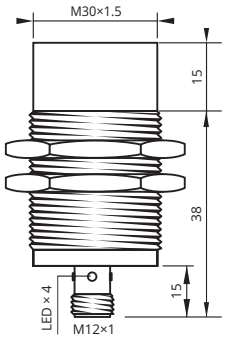

increased
erhöht

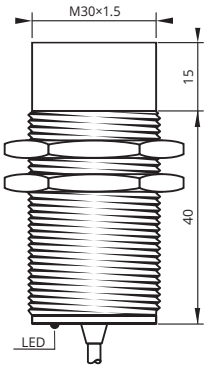

increased
erhöht

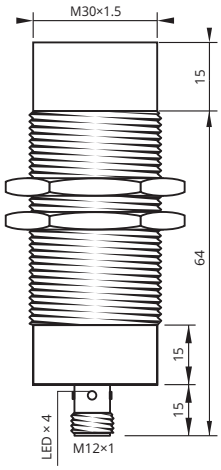

15 mm		15 mm		15 mm	
10...30 V_{DC}		10...30 V_{DC}		10...30 V_{DC}	
built-in	integriert	built-in	integriert	built-in	integriert
<8 mA		<8 mA		<8 mA	
200 mA		200 mA		200 mA	
built-in	integriert	built-in	integriert	built-in	integriert
<1.5 V @ 200 mA		<1.5 V @ 200 mA		<1.5 V @ 200 mA	
100 Hz		100 Hz		100 Hz	
Alu 0.45 · Brs 0.50 · SS 0.85		Alu 0.45 · Brs 0.50 · SS 0.85		Alu 0.45 · Brs 0.50 · SS 0.85	
–25...+70 °C		–25...+70 °C		–25...+70 °C	
IP69k, IP67 connector		IP69k, IP67 connector		IP69k, IP67 connector	
SS304	V2A	SS304	V2A	SS304	V2A
SS304	V2A	SS304	V2A	SS304	V2A
built-in	integriert	built-in	integriert	built-in	integriert
conn. M12	M12-Stecker	PVC, ultra-flex		conn. M12	M12-Stecker
IMF30-N15PO53-A12		IMF30-N15PO55-A2P		IMF30-N15PO79-A12	
IMF30-N15PC53-A12		IMF30-N15PC55-A2P		IMF30-N15PC79-A12	
IMF30-N15NO53-A12		IMF30-N15NO55-A2P		IMF30-N15NO79-A12	
IMF30-N15NC53-A12		IMF30-N15NC55-A2P		IMF30-N15NC79-A12	

Xecro reserves the right to make minor changes without prior notification.
Xecro behält sich das Recht auf geringe Änderungen ohne Ankündigung vor.

Benefits:

- Pressure proof up to 1000 bar (14503 psi)
- Stainless steel housing (SS304)
- Sensing face made from stainless steel or ceramic
- Optional LED switching indicator simplifies the mechanical setup

Vorteile:

- Hochdruckfest bis zu 1000 bar (14503 psi)
- Edelstahlgehäuse (V2A)
- Sensorfläche aus Keramik oder Edelstahl
- Optionale LED-Schaltanzeige vereinfacht die mechanische Einrichtung

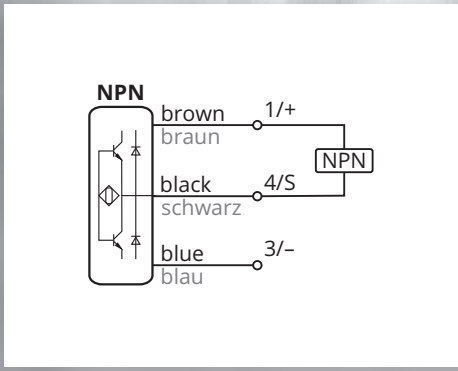

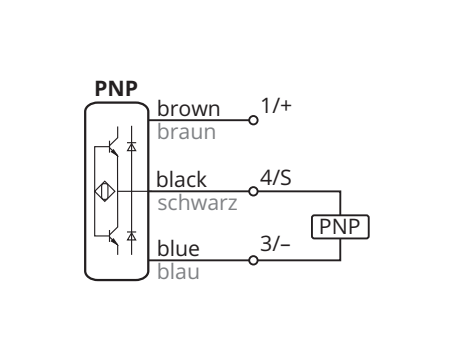

Data sheets are available on http://xecro.com.

Datenblätter sind auf http://xecro.com verfügbar.

All devices of this section may not be used if the safety of persons rely on their faultless function!

Alle Geräte dieses Abschnittes dürfen nicht verwendet werden, wenn die Sicherheit von Personen von deren fehlerlosen Funktion abhängt!

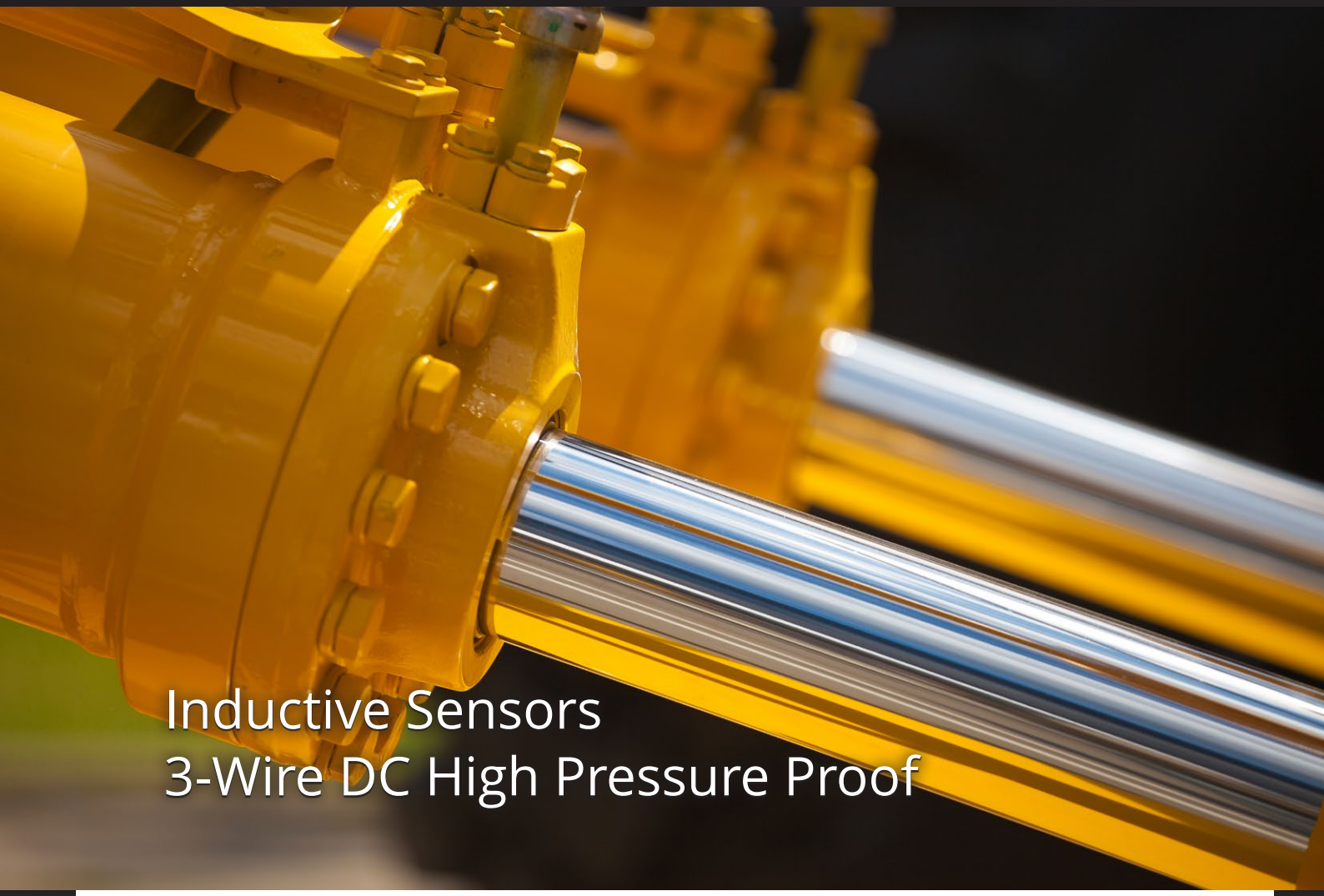

Inductive Sensors
3-Wire DC High Pressure Proof

Precise position sensing operating under high pressure requires well-constructed sensors. XECRO fulfills these requirements with the wide range of High Pressure Series sensors produced with two specialized techniques. These techniques result in a permanent pressure-resistant level of up to 1000 bar (14503 psi).

Sensors for pressures of up to 500 bar (7251 psi), utilize traditional ceramic sealing to separate both the ferrite-coil combination and the evaluation electronics from the pressure-facing section of the housing. To achieve outstanding pressure durability, XECRO manufactures select High Pressure Sensors with Metal-Face housings which means that the housing consists of one continuous piece of stainless steel including the sensing face. These full-metal constructions offer excellent peak-pressure immunity and survive even under the harshest environments.

Most sensors of the High Pressure Series from XECRO are available with a built-in LED switching indicator to simplify the mechanical set-up.

Die präzise Positionsbestimmung unter Hochdruck erfordert gut konstruierte Sensoren. XECRO erfüllt diese Anforderungen mit einer großen Auswahl an hochdruckfesten Sensoren, die auf zwei unterschiedlichen Techniken basieren. Diese Produktionsverfahren ergeben eine dauerhafte Druckfestigkeit bis zu 1000 bar (14503 psi).

Sensoren mit einer Druckfestigkeit bis zu 500 bar basieren auf einer üblichen Keramikdichtplatte, um die Spulen-Ferrit-Kombination und die Elektronik von der Druckseite zu trennen. Um eine außergewöhnliche Widerstandsfähigkeit bei hohen Drücken zu erreichen, fertigt XECRO einige Sensoren mit Vollmetallgehäusen, so dass der Sensor aus einem durchgehenden Edelstahlgehäuse einschließlich der Sensorfläche besteht. Diese Konstruktion bietet ausgezeichnete Eigenschaften bei wechselnden Belastungen und besteht auch unter den härtesten Bedingungen.

Zur Erleichterung der Montage sind nahezu alle druckfesten Sensoren von XECRO mit einer LED-Schaltanzeige erhältlich.

Inductive Proximity Switch
3-Wire DC High Pressure Proof

Induktive Näherungsschalter
3-Leiter DC Hochdruckfest

shielded
bündig
M12 × 1 | 1.5 mm

500 bar · 7251 psi

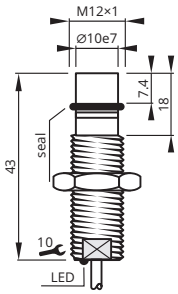

shielded
bündig
M12 × 1 | 1.5 mm

500 bar · 7251 psi

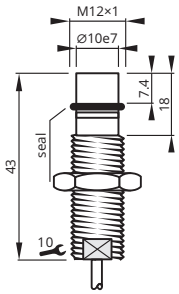

shielded
bündig
M12 × 1 | 1.5 mm

500 bar · 7251 psi

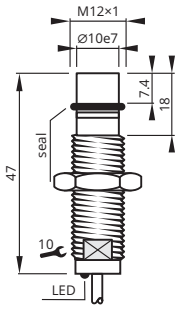

Sensing distance S_n	**Schaltabstand S_n**	**1.5 mm**		**1.5 mm**		**1.5 mm**	
Operating voltage	Betriebsspannung	10...30 V_{DC}		10...30 V_{DC}		10...30 V_{DC}	
Reverse polarity protection	Verpolungsschutz	built-in	integriert	built-in	integriert	built-in	integriert
Current consumption	Stromverbrauch	<8 mA		<8 mA		<8 mA	
Current load capability	Ausgangsbelastbarkeit	200 mA		200 mA		200 mA	
Short circuit protection	Kurzschlussschutz	built-in	integriert	built-in	integriert	built-in	integriert
Voltage drop	Spannungsabfall	<1.5 V @ 200 mA		<1.5 V @ 200 mA		<1.5 V @ 200 mA	
Switching frequency	Schaltfrequenz	1000 Hz		1000 Hz		1000 Hz	
Correction factor	Korrekturfaktor	Alu 0.45 · Brs 0.50 · SS 0.85		Alu 0.45 · Brs 0.50 · SS 0.85		Alu 0.45 · Brs 0.50 · SS 0.85	
Operating temperature	Betriebstemperatur	–25...+70 °C		–25...+70 °C		–25...+70 °C	
Protection class	Schutzklasse	IP 69k, IP 67		IP 69k, IP 67		IP 69k, IP 67	
Sensing face material	Sensorflächenwerkstoff	ceramic	Keramik	ceramic	Keramik	ceramic	Keramik
Housing material	Gehäusewerkstoff	SS304	V2A	SS304	V2A	SS304	V2A
Switching indicator	Schaltanzeige	built-in	integriert			built-in	integriert
Connection	Anschluss	PVC, ultra-flex		PVC, ultra-flex		PVC, ultra-flex	
Article code PNP, NO	⎍	IHP12-S1.5PO43-A2P		IHP12-S1.5PO43-N2P		IHP12-S1.5PO47-A2P	
Article code PNP, NC	⎍	IHP12-S1.5PC43-A2P		IHP12-S1.5PC43-N2P		IHP12-S1.5PC47-A2P	
Article code NPN, NO	⎍	IHP12-S1.5NO43-A2P		IHP12-S1.5NO43-N2P		IHP12-S1.5NO47-A2P	
Article code NPN, NC	⎍	IHP12-S1.5NC43-A2P		IHP12-S1.5NC43-N2P		IHP12-S1.5NC47-A2P	

Mind O ≠ 0, I ≠ l ≠ 1, S ≠ 5, B ≠ 8.

O ≠ 0, I ≠ l ≠ 1, S ≠ 5, B ≠ 8 beachten.

shielded bündig **M12 × 1 | 1.5 mm**	shielded bündig **M12 × 1 | 1.5 mm**	shielded bündig **M12 × 1 | 1.5 mm**	shielded bündig **M12 × 1 | 1.5 mm**	shielded bündig **M12 × 1 | 1.5 mm**
500 bar · 7251 psi	500 bar · 7251 psi	500 bar · 7251 psi	500 bar · 7251 psi	500 bar · 7251 psi
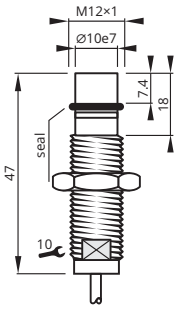	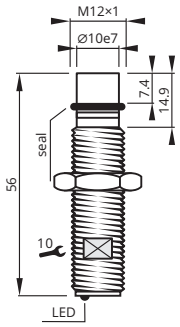	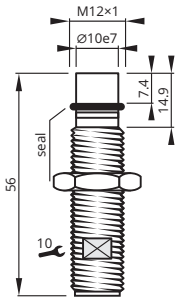	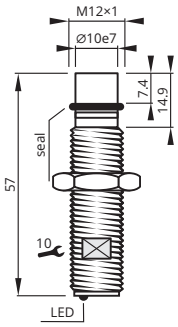	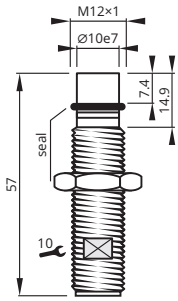

1.5 mm		**1.5 mm**		**1.5 mm**		**1.5 mm**		**1.5 mm**	
10...30 V_{DC}		10...30 V_{DC}		10...30 V_{DC}		10...30 V_{DC}		10...30 V_{DC}	
built-in	integriert	built-in	integriert	built-in	integriert	built-in	integriert	built-in	integriert
<8 mA		<8 mA		<8 mA		<8 mA		<8 mA	
200 mA		200 mA		200 mA		200 mA		200 mA	
built-in	integriert	built-in	integriert	built-in	integriert	built-in	integriert	built-in	integriert
<1.5 V @ 200 mA		<1.5 V @ 200 mA		<1.5 V @ 200 mA		<1.5 V @ 200 mA		<1.5 V @ 200 mA	
1000 Hz		1000 Hz		1000 Hz		1000 Hz		1000 Hz	
Alu 0.45 · Brs 0.50 · SS 0.85		Alu 0.45 · Brs 0.50 · SS 0.85		Alu 0.45 · Brs 0.50 · SS 0.85		Alu 0.45 · Brs 0.50 · SS 0.85		Alu 0.45 · Brs 0.50 · SS 0.85	
–25...+70 °C		–25...+70 °C		–25...+70 °C		–25...+70 °C		–25...+70 °C	
IP 69k, IP 67		IP 69k, IP 67		IP 69k, IP 67		IP 69k, IP 67		IP 69k, IP 67	
ceramic	Keramik	ceramic	Keramik	ceramic	Keramik	ceramic	Keramik	ceramic	Keramik
SS304	V2A	SS304	V2A	SS304	V2A	SS304	V2A	SS304	V2A
		built-in	integriert			built-in	integriert		
PVC, ultra-flex		conn. M12	M12-Stecker	conn. M12	M12-Stecker	conn. M12	M12-Stecker	conn. M12	M12-Stecker
IHP12-S1.5PO47-N2P		IHP12-S1.5PO56-A12		IHP12-S1.5PO56-N12		IHP12-S1.5PO57-A12		IHP12-S1.5PO57-N12	
IHP12-S1.5PC47-N2P		IHP12-S1.5PC56-A12		IHP12-S1.5PC56-N12		IHP12-S1.5PC57-A12		IHP12-S1.5PC57-N12	
IHP12-S1.5NO47-N2P		IHP12-S1.5NO56-A12		IHP12-S1.5NO56-N12		IHP12-S1.5NO57-A12		IHP12-S1.5NO57-N12	
IHP12-S1.5NC47-N2P		IHP12-S1.5NC56-A12		IHP12-S1.5NC56-N12		IHP12-S1.5NC57-A12		IHP12-S1.5NC57-N12	

Xecro reserves the right to make minor changes without prior notification.
Xecro behält sich das Recht auf geringe Änderungen ohne Ankündigung vor.

Inductive Proximity Switch
3-Wire DC High Pressure Proof

Induktive Näherungsschalter
3-Leiter DC Hochdruckfest

shielded
bündig
M12 × 1 | 1.5 mm

500 bar · 7251 psi

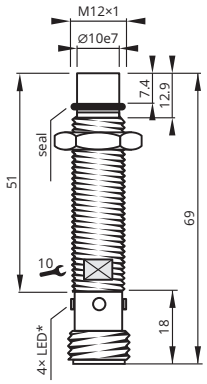

shielded
bündig
M12 × 1 | 1.5 mm

500 bar · 7251 psi

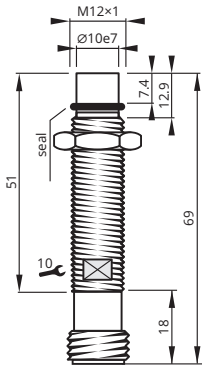

shielded
bündig
M12 × 1 | 1.5 mm

500 bar · 7251 psi

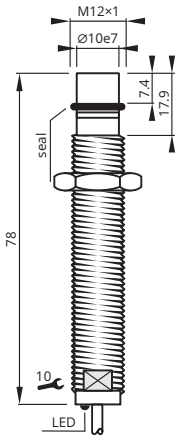

Sensing distance S_n	Schaltabstand S_n	1.5 mm		1.5 mm		1.5 mm	
Operating voltage	Betriebsspannung	10...30 V_{DC}		10...30 V_{DC}		10...30 V_{DC}	
Reverse polarity protection	Verpolungsschutz	built-in	integriert	built-in	integriert	built-in	integriert
Current consumption	Stromverbrauch	<8 mA		<8 mA		<8 mA	
Current load capability	Ausgangsbelastbarkeit	200 mA		200 mA		200 mA	
Short circuit protection	Kurzschlussschutz	built-in	integriert	built-in	integriert	built-in	integriert
Voltage drop	Spannungsabfall	<1.5 V @ 200 mA		<1.5 V @ 200 mA		<1.5 V @ 200 mA	
Switching frequency	Schaltfrequenz	1000 Hz		1000 Hz		1000 Hz	
Correction factor	Korrekturfaktor	Alu 0.45 · Brs 0.50 · SS 0.85		Alu 0.45 · Brs 0.50 · SS 0.85		Alu 0.45 · Brs 0.50 · SS 0.85	
Operating temperature	Betriebstemperatur	–25...+70 °C		–25...+70 °C		–25...+70 °C	
Protection class	Schutzklasse	IP 69k, IP 67		IP 69k, IP 67		IP 69k, IP 67	
Sensing face material	Sensorflächenwerkstoff	ceramic	Keramik	ceramic	Keramik	ceramic	Keramik
Housing material	Gehäusewerkstoff	SS304	V2A	SS304	V2A	SS304	V2A
Switching indicator	Schaltanzeige	built-in	integriert			built-in	integriert
Connection	Anschluss	conn. M12	M12-Stecker	conn. M12	M12-Stecker	PVC, ultra-flex	
Article code PNP, NO	⎍	IHP12-S1.5PO69-A12		IHP12-S1.5PO69-N12		IHP12-S1.5PO78-A2P	
Article code PNP, NC	⎍	IHP12-S1.5PC69-A12		IHP12-S1.5PC69-N12		IHP12-S1.5PC78-A2P	
Article code NPN, NO	⎍	IHP12-S1.5NO69-A12		IHP12-S1.5NO69-N12		IHP12-S1.5NO78-A2P	
Article code NPN, NC	⎍	IHP12-S1.5NC69-A12		IHP12-S1.5NC69-N12		IHP12-S1.5NC78-A2P	

Mind O ≠ 0, I ≠ l ≠ 1, S ≠ 5, B ≠ 8.

O ≠ 0, I ≠ l ≠ 1, S ≠ 5, B ≠ 8 beachten.

shielded
bündig
M12 × 1 | 1.5 mm

500 bar · 7251 psi

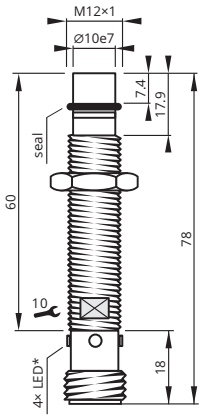

shielded
bündig
M12 × 1 | 1.5 mm

500 bar · 7251 psi

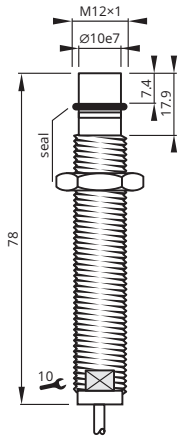

shielded
bündig
M12 × 1 | 1.5 mm

500 bar · 7251 psi

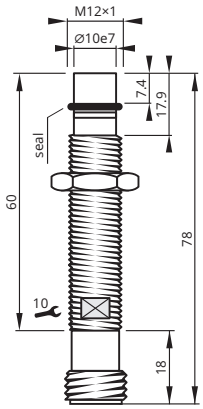

shielded
bündig
M12 × 1 | 1.5 mm

500 bar · 7251 psi

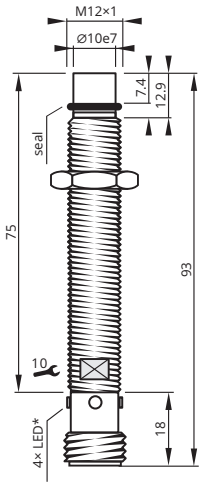

shielded
bündig
M12 × 1 | 1.5 mm

500 bar · 7251 psi

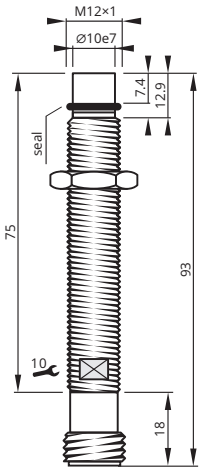

1.5 mm		1.5 mm		1.5 mm		1.5 mm		1.5 mm	
10...30 V_{DC}		10...30 V_{DC}		10...30 V_{DC}		10...30 V_{DC}		10...30 V_{DC}	
built-in	integriert	built-in	integriert	built-in	integriert	built-in	integriert	built-in	integriert
<8 mA		<8 mA		<8 mA		<8 mA		<8 mA	
200 mA		200 mA		200 mA		200 mA		200 mA	
built-in	integriert	built-in	integriert	built-in	integriert	built-in	integriert	built-in	integriert
<1.5 V @ 200 mA		<1.5 V @ 200 mA		<1.5 V @ 200 mA		<1.5 V @ 200 mA		<1.5 V @ 200 mA	
1000 Hz		1000 Hz		1000 Hz		1000 Hz		1000 Hz	
Alu 0.45 · Brs 0.50 · SS 0.85		Alu 0.45 · Brs 0.50 · SS 0.85		Alu 0.45 · Brs 0.50 · SS 0.85		Alu 0.45 · Brs 0.50 · SS 0.85		Alu 0.45 · Brs 0.50 · SS 0.85	
–25...+70 °C		–25...+70 °C		–25...+70 °C		–25...+70 °C		–25...+70 °C	
IP 69k, IP 67		IP 69k, IP 67		IP 69k, IP 67		IP 69k, IP 67		IP 69k, IP 67	
ceramic	Keramik	ceramic	Keramik	ceramic	Keramik	ceramic	Keramik	ceramic	Keramik
SS304	V2A	SS304	V2A	SS304	V2A	SS304	V2A	SS304	V2A
built-in	integriert					built-in	integriert		
conn. M12	M12-Stecker	PVC, ultra-flex		conn. M12	M12-Stecker	conn. M12	M12-Stecker	conn. M12	M12-Stecker
IHP12-S1.5PO78-A12		IHP12-S1.5PO78-N2P		IHP12-S1.5PO78-N12		IHP12-S1.5PO93-A12		IHP12-S1.5PO93-N12	
IHP12-S1.5PC78-A12		IHP12-S1.5PC78-N2P		IHP12-S1.5PC78-N12		IHP12-S1.5PC93-A12		IHP12-S1.5PC93-N12	
IHP12-S1.5NO78-A12		IHP12-S1.5NO78-N2P		IHP12-S1.5NO78-N12		IHP12-S1.5NO93-A12		IHP12-S1.5NO93-N12	
IHP12-S1.5NC78-A12		IHP12-S1.5NC78-N2P		IHP12-S1.5NC78-N12		IHP12-S1.5NC93-A12		IHP12-S1.5NC93-N12	

Xecro reserves the right to make minor changes without prior notification.
Xecro behält sich das Recht auf geringe Änderungen ohne Ankündigung vor.

Inductive Proximity Switch
3-Wire DC High Pressure Proof

Induktive Näherungsschalter
3-Leiter DC Hochdruckfest

shielded
bündig
M12 × 1 | 1.5 mm

500 bar · 7251 psi

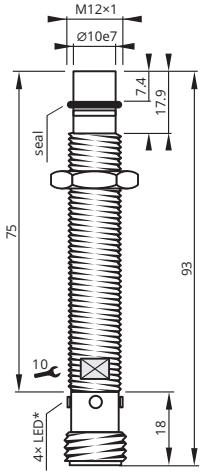

shielded
bündig
M12 × 1 | 1.5 mm

500 bar · 7251 psi

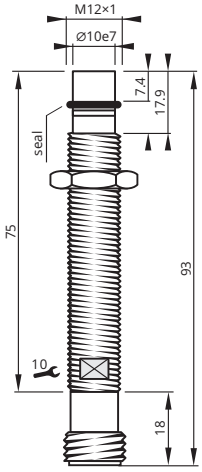

shielded
bündig
M12 × 1 | 1.5 mm

500 bar · 7251 psi

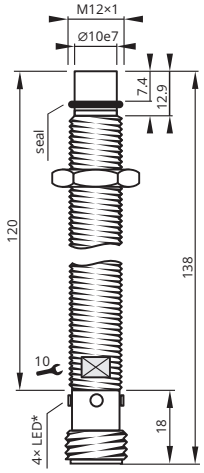

Sensing distance S_n	**Schaltabstand S_n**	**1.5 mm**		**1.5 mm**		**1.5 mm**	
Operating voltage	Betriebsspannung	10...30 V_{DC}		10...30 V_{DC}		10...30 V_{DC}	
Reverse polarity protection	Verpolungsschutz	built-in	integriert	built-in	integriert	built-in	integriert
Current consumption	Stromverbrauch	<8 mA		<8 mA		<8 mA	
Current load capability	Ausgangsbelastbarkeit	200 mA		200 mA		200 mA	
Short circuit protection	Kurzschlussschutz	built-in	integriert	built-in	integriert	built-in	integriert
Voltage drop	Spannungsabfall	<1.5 V @ 200 mA		<1.5 V @ 200 mA		<1.5 V @ 200 mA	
Switching frequency	Schaltfrequenz	1000 Hz		1000 Hz		1000 Hz	
Correction factor	Korrekturfaktor	Alu 0.45 · Brs 0.50 · SS 0.85		Alu 0.45 · Brs 0.50 · SS 0.85		Alu 0.45 · Brs 0.50 · SS 0.85	
Operating temperature	Betriebstemperatur	–25...+70 °C		–25...+70 °C		–25...+70 °C	
Protection class	Schutzklasse	IP 69k, IP 67		IP 69k, IP 67		IP 69k, IP 67	
Sensing face material	Sensorflächenwerkstoff	ceramic	Keramik	ceramic	Keramik	ceramic	Keramik
Housing material	Gehäusewerkstoff	SS304	V2A	SS304	V2A	SS304	V2A
Switching indicator	Schaltanzeige	built-in	integriert			built-in	integriert
Connection	Anschluss	conn. M12	M12-Stecker	conn. M12	M12-Stecker	conn. M12	M12-Stecker
Article code PNP, NO	⎍	IHP12-S1.5PO94-A12		IHP12-S1.5PO94-N12		IHP12-S1.5PO138-A12	
Article code PNP, NC	⎍	IHP12-S1.5PC94-A12		IHP12-S1.5PC94-N12		IHP12-S1.5PC138-A12	
Article code NPN, NO	⎍	IHP12-S1.5NO94-A12		IHP12-S1.5NO94-N12		IHP12-S1.5NO138-A12	
Article code NPN, NC	⎍	IHP12-S1.5NC94-A12		IHP12-S1.5NC94-N12		IHP12-S1.5NC138-A12	

Mind O ≠ 0, I ≠ l ≠ 1, S ≠ 5, B ≠ 8.

O ≠ 0, I ≠ l ≠ 1, S ≠ 5, B ≠ 8 beachten.

shielded
bündig
M12 × 1 | 1.5 mm

500 bar · 7251 psi

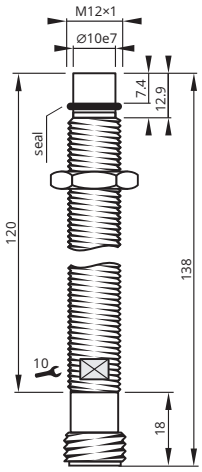

shielded
bündig
M12 × 1 | 2 mm

500 bar · 7251 psi

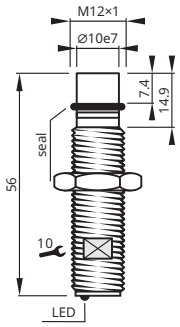

shielded
bündig
M12 × 1 | 2 mm

500 bar · 7251 psi

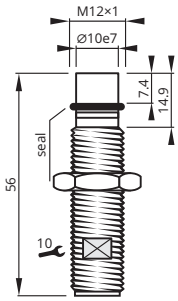

shielded
bündig
M12 × 1 | 2 mm

500 bar · 7251 psi

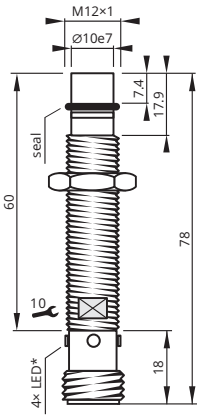

shielded
bündig
M12 × 1 | 2 mm

500 bar · 7251 psi

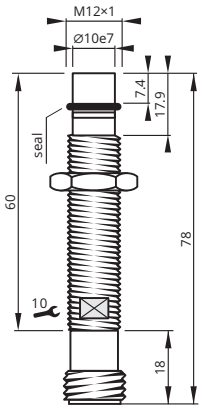

1.5 mm		2 mm		2 mm		2 mm		2 mm	
10...30 V_{DC}		10...30 V_{DC}		10...30 V_{DC}		10...30 V_{DC}		10...30 V_{DC}	
built-in	integriert	built-in	integriert	built-in	integriert	built-in	integriert	built-in	integriert
<8 mA		<8 mA		<8 mA		<8 mA		<8 mA	
200 mA		200 mA		200 mA		200 mA		200 mA	
built-in	integriert	built-in	integriert	built-in	integriert	built-in	integriert	built-in	integriert
<1.5 V @ 200 mA		<1.5 V @ 200 mA		<1.5 V @ 200 mA		<1.5 V @ 200 mA		<1.5 V @ 200 mA	
1000 Hz		1000 Hz		1000 Hz		1000 Hz		1000 Hz	
Alu 0.45 · Brs 0.50 · SS 0.85		Alu 0.45 · Brs 0.50 · SS 0.85		Alu 0.45 · Brs 0.50 · SS 0.85		Alu 0.45 · Brs 0.50 · SS 0.85		Alu 0.45 · Brs 0.50 · SS 0.85	
–25...+70 °C		–25...+70 °C		–25...+70 °C		–25...+70 °C		–25...+70 °C	
IP 69k, IP 67		IP 69k, IP 67		IP 69k, IP 67		IP 69k, IP 67		IP 69k, IP 67	
ceramic	Keramik	ceramic	Keramik	ceramic	Keramik	ceramic	Keramik	ceramic	Keramik
SS304	V2A	SS304	V2A	SS304	V2A	SS304	V2A	SS304	V2A
		built-in	integriert			built-in	integriert		
conn. M12	M12-Stecker	conn. M12	M12-Stecker	conn. M12	M12-Stecker	conn. M12	M12-Stecker	conn. M12	M12-Stecker
IHP12-S1.5PO138-N12		IHP12-S2PO56-A12		IHP12-S2PO56-N12		IHP12-S2PO78-A12		IHP12-S2PO78-N12	
IHP12-S1.5PC138-N12		IHP12-S2PC56-A12		IHP12-S2PC56-N12		IHP12-S2PC78-A12		IHP12-S2PC78-N12	
IHP12-S1.5NO138-N12		IHP12-S2NO56-A12		IHP12-S2NO56-N12		IHP12-S2NO78-A12		IHP12-S2NO78-N12	
IHP12-S1.5NC138-N12		IHP12-S2NC56-A12		IHP12-S2NC56-N12		IHP12-S2NC78-A12		IHP12-S2NC78-N12	

Xecro reserves the right to make minor changes without prior notification.
Xecro behält sich das Recht auf geringe Änderungen ohne Ankündigung vor.

Inductive Proximity Switch
3-Wire DC High Pressure Proof

Induktive Näherungsschalter
3-Leiter DC Hochdruckfest

shielded
bündig
M14 × 1.5 | 3 mm

500 bar · 7251 psi

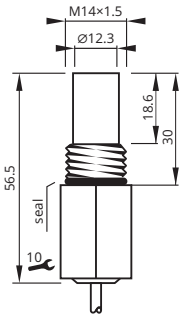

shielded
bündig
M14 × 1.5 | 3 mm

500 bar · 7251 psi

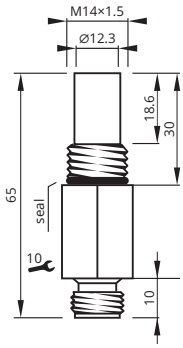

shielded
bündig
M14 × 1.5 | 3 mm

1000 bar · 14503 psi

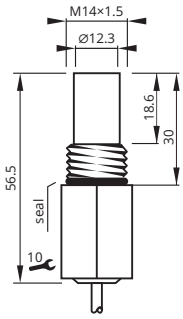

Sensing distance S_n	**Schaltabstand S_n**	**3 mm**		**3 mm**		**3 mm**	
Operating voltage	Betriebsspannung	10...30 V_{DC}		10...30 V_{DC}		10...30 V_{DC}	
Reverse polarity protection	Verpolungsschutz	built-in	integriert	built-in	integriert	built-in	integriert
Current consumption	Stromverbrauch	<8 mA		<8 mA		<8 mA	
Current load capability	Ausgangsbelastbarkeit	200 mA		200 mA		200 mA	
Short circuit protection	Kurzschlussschutz	built-in	integriert	built-in	integriert	built-in	integriert
Voltage drop	Spannungsabfall	<1.5 V @ 200 mA		<1.5 V @ 200 mA		<1.5 V @ 200 mA	
Switching frequency	Schaltfrequenz	1000 Hz		1000 Hz		500 Hz	
Correction factor	Korrekturfaktor	Alu 0.45 · Brs 0.50 · SS 0.85		Alu 0.45 · Brs 0.50 · SS 0.85		Alu 0.45 · Brs 0.50 · SS 0.85	
Operating temperature	Betriebstemperatur	–25...+70 °C		–25...+70 °C		–25...+70 °C	
Protection class	Schutzklasse	IP 69k, IP 67		IP 69k, IP 67		IP 69k, IP 67	
Sensing face material	Sensorflächenwerkstoff	ceramic	Keramik	ceramic	Keramik	SS304	V2A
Housing material	Gehäusewerkstoff	SS304	V2A	SS304	V2A	SS304	V2A
Switching indicator	Schaltanzeige						
Connection	Anschluss	PVC, ultraflex		conn. M12	M12-Stecker	PVC, ultraflex	
Article code PNP, NO	⎍	IHP14-S3PO56-N2P		IHP14-S3PO65-N12		IHP14-S3PO56S-N2P	
Article code PNP, NC	⎍	IHP14-S3PC56-N2P		IHP14-S3PC65-N12		IHP14-S3PC56S-N2P	
Article code NPN, NO	⎍	IHP14-S3NO56-N2P		IHP14-S3NO65-N12		IHP14-S3NO56S-N2P	
Article code NPN, NC	⎍	IHP14-S3NC56-N2P		IHP14-S3NC65-N12		IHP14-S3NC56S-N2P	

Mind O ≠ 0, I ≠ l ≠ 1, S ≠ 5, B ≠ 8.

O ≠ 0, I ≠ l ≠ 1, S ≠ 5, B ≠ 8 beachten.

shielded
bündig
M14 × 1.5 | 3 mm

1000 bar · 14503 psi

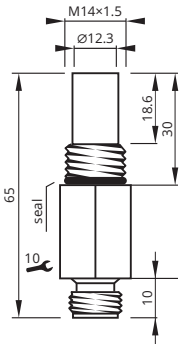

shielded
bündig
M14 × 1.5 | 3 mm

1000 bar · 14503 psi

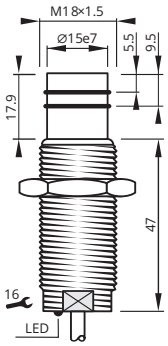

shielded
bündig
M14 × 1.5 | 3 mm

1000 bar · 14503 psi

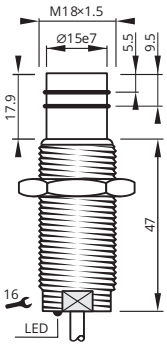

shielded
bündig
M14 × 1.5 | 3 mm

1000 bar · 14503 psi

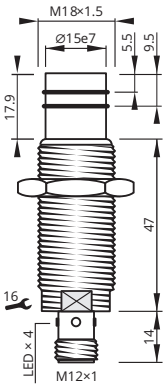

shielded
bündig
M14 × 1.5 | 3 mm

1000 bar · 14503 psi

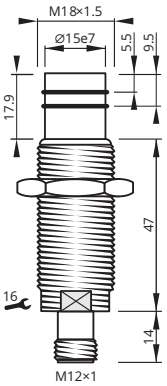

3 mm		3 mm		3 mm		3 mm		3 mm	
10...30 V_{DC}		10...30 V_{DC}		10...30 V_{DC}		10...30 V_{DC}		10...30 V_{DC}	
built-in	integriert	built-in	integriert	built-in	integriert	built-in	integriert	built-in	integriert
<8 mA		<8 mA		<8 mA		<8 mA		<8 mA	
200 mA		200 mA		200 mA		200 mA		200 mA	
built-in	integriert	built-in	integriert	built-in	integriert	built-in	integriert	built-in	integriert
<1.5 V @ 200 mA		<1.5 V @ 200 mA		<1.5 V @ 200 mA		<1.5 V @ 200 mA		<1.5 V @ 200 mA	
500 Hz		1000 Hz		1000 Hz		1000 Hz		1000 Hz	
Alu 0.45 · Brs 0.50 · SS 0.85		Alu 0.45 · Brs 0.50 · SS 0.85		Alu 0.45 · Brs 0.50 · SS 0.85		Alu 0.45 · Brs 0.50 · SS 0.85		Alu 0.45 · Brs 0.50 · SS 0.85	
–25...+70 °C		–25...+70 °C		–25...+70 °C		–25...+70 °C		–25...+70 °C	
IP 69k, IP 67		IP 69k, IP 67		IP 69k, IP 67		IP 69k, IP 67		IP 69k, IP 67	
SS304	V2A	ceramic	Keramik	ceramic	Keramik	ceramic	Keramik	ceramic	Keramik
SS304	V2A	SS304	V2A	SS304	V2A	SS304	V2A	SS304	V2A
		built-in	integriert			built-in	integriert		
conn. M12	M12-Stecker	conn. M12	M12-Stecker	conn. M12	M12-Stecker	conn. M12	M12-Stecker	conn. M12	M12-Stecker
IHP14-S3PO65S-N12		IHP18-S3PO65S-A2P		IHP18-S3PO65S-N2P		IHP18-S3PO79S-A12		IHP18-S3PO79S-N12	
IHP14-S3PC65S-N12		IHP18-S3PC65S-A2P		IHP18-S3PC65S-N2P		IHP18-S3PC79S-A12		IHP18-S3PC79S-N12	
IHP14-S3NO65S-N12		IHP18-S3NO65S-A2P		IHP18-S3NO65S-N2P		IHP18-S3NO79S-A12		IHP18-S3NO79S-N12	
IHP14-S3NC65S-N12		IHP18-S3NC65S-A2P		IHP18-S3NC65S-N2P		IHP18-S3NC79S-A12		IHP18-S3NC79S-N12	

Xecro reserves the right to make minor changes without prior notification.
Xecro behält sich das Recht auf geringe Änderungen ohne Ankündigung vor.

Benefits:

- Embedded amplifier for permanent temperatures up to 180 °C (356 °F)
- Stainless steel housing made of SS304
- PTFE sensing face
- PTFE and silicone cable available
- Sizes from M8 to M30 available

Vorteile:

- Integrierter Verstärker dauerhaft hitzefest bis 180 °C (356 °F)
- Extreme Langzeitbeständigkeit
- Edelstahlgehäuse aus V2A
- PTFE-Frontkappe
- PTFE- und Silikon-Kabel erhältlich
- Bauformen von M8 bis M30 erhältlich

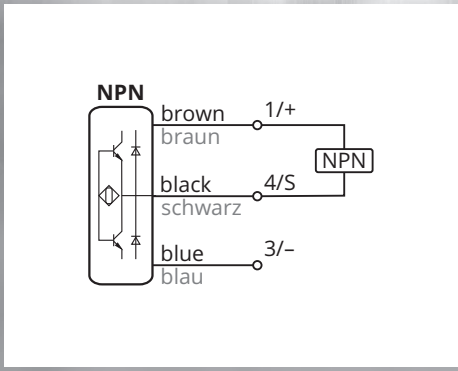

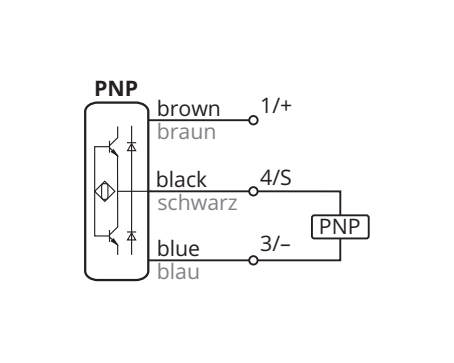

Data sheets are available on http://xecro.com.

Datenblätter sind auf http://xecro.com verfügbar.

All devices of this section may not be used if the safety of persons rely on their faultless function!

Alle Geräte dieses Abschnittes dürfen nicht verwendet werden, wenn die Sicherheit von Personen von deren fehlerlosen Funktion abhängt!

Inductive Sensors
3-Wire DC High Temperature Resistant

XECRO Inductive High Temperature Series sensors have been designed to operate permanently at temperatures from –25°C to + 180°C (–13°F...356°F). The evaluation electronics of the High Temperature Series sensors utilize the same housing dimensions as other sensor series from XECRO. This allows for a high level of mounting standardization when your existing sensor needs to be replaced by a more temperature proof XECRO sensor.

XECRO High Temperature Series sensors are available in sizes from M8 to M30 and are equipped with silicone or PTFE cables (Teflon®). Silicone cables have an impressive flexibility making them a perfect choice for movable installations. Conversely, PTFE has an excellent robustness, but should be used only in fixed installations.

Induktive Hochtemperatursensoren von XECRO wurden für den dauerhaften Betrieb bei Temperaturen zwischen –25...+180 °C (–13...356 °F) entwickelt. Die Schaltungen der Hochtemperatursensoren passen in die gleichen Gehäuseabmessungen der anderen Baureihen von XECRO. Diese Vereinheitlichung erlaubt den problemlosen Austausch, wenn ein Sensor durch einen temperaturfesteren von XECRO ersetzt werden muss.

Hochtemperatursensoren von Xecro sind in den Bauformen M8 bis M30 erhältlich und sind wahlweise mit Silikon- oder PTFE-Anschlussleitungen (Teflon®) ausgestattet. Silikonleitungen sind beeindruckend flexibel, was sie für bewegliche Installationen prädestiniert. Im Gegensatz dazu hat PTFE eine ausgezeichnete Widerstandsfähigkeit, sollte aber nur fest installiert werden.

Inductive Proximity Switch
3-Wire DC
High Temperature Resistant

Induktive Näherungsschalter
3-Leiter DC Hitzebeständig

shielded
bündig
Ø6.5 | 2 mm

120 °C · 248 °F

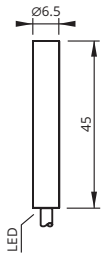

shielded
bündig
Ø6.5 | 2 mm

120 °C · 248 °F

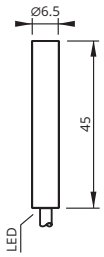

unshielded
nicht bündig
Ø6.5 | 4 mm

120 °C · 248 °F

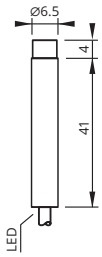

Sensing distance S_n	Schaltabstand S_n	2 mm		2 mm		4 mm	
Operating voltage	Betriebsspannung	10...30 V_{DC}		10...30 V_{DC}		10...30 V_{DC}	
Reverse polarity protection	Verpolungsschutz	built-in	integriert	built-in	integriert	built-in	integriert
Current consumption	Stromverbrauch	<8 mA		<8 mA		<8 mA	
Current load capability	Ausgangsbelastbarkeit	120 mA		120 mA		120 mA	
Short circuit protection	Kurzschlussschutz	built-in	integriert	built-in	integriert	built-in	integriert
Voltage drop	Spannungsabfall	<2V @ 120 mA		<2V @ 120 mA		<2V @ 120 mA	
Switching frequency	Schaltfrequenz	800 Hz		800 Hz		500 Hz	
Correction factor	Korrekturfaktor	Alu 0.45 · Brs 0.50 · SS 0.85		Alu 0.45 · Brs 0.50 · SS 0.85		Alu 0.45 · Brs 0.50 · SS 0.85	
Operating temperature	Betriebstemperatur	–25...+120 °C		–25...+120 °C		–25...+120 °C	
Protection class	Schutzklasse	IP 67		IP 67		IP 67	
Sensing face material	Sensorflächenwerkstoff	PTFE		PTFE		PTFE	
Housing material	Gehäusewerkstoff	SS304	V2A	SS304	V2A	SS304	V2A
Switching indicator	Schaltanzeige	built-in*	integriert*	built-in*	integriert*	built-in*	integriert*
Connection	Anschluss	silicone	Silikon	PTFE		silicone	Silikon
Article code PNP, NO	⎍	IHTD6-S2APO45-A2S		IHTD6-S2APO45-A2T		IHTD6-N4APO45-A2S	
Article code PNP, NC	⎍	IHTD6-S2APC45-A2S		IHTD6-S2APC45-A2T		IHTD6-N4APC45-A2S	
Article code NPN, NO	⎍	IHTD6-S2ANO45-A2S		IHTD6-S2ANO45-A2T		IHTD6-N4ANO45-A2S	
Article code NPN, NC	⎍	IHTD6-S2ANC45-A2S		IHTD6-S2ANC45-A2T		IHTD6-N4ANC45-A2S	

Mind O ≠ 0, I ≠ l ≠ 1, S ≠ 5, B ≠ 8.

O ≠ 0, I ≠ l ≠ 1, S ≠ 5, B ≠ 8 beachten.

* Only for mechanical set-up. LED may die if operated beyond 120 °C (248 °F). No warranty on the LED.

* Nur zur mechanischen Einstellung. Die LED kann bei Betrieb über 120 °C ausfallen. Keine Garantie auf die LED.

unshielded nicht bündig **Ø6.5 | 4 mm**	shielded bündig **M8 × 1 | 2 mm**	shielded bündig **M8 × 1 | 2 mm**	unshielded nicht bündig **M8 × 1 | 4 mm**	unshielded nicht bündig **M8 × 1 | 4 mm**
120 °C · 248 °F	120 °C · 248 °F	120 °C · 248 °F	120 °C · 248 °F	120 °C · 248 °F
	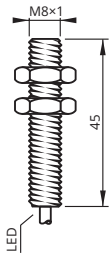	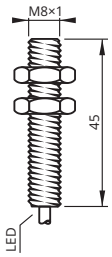	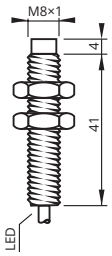	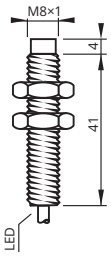

4 mm	2 mm	2 mm	4 mm	4 mm
10...30 V_{DC}	10...30 V_{DC}	10...30 V_{DC}	10...30 V_{DC}	10...30 V_{DC}
built-in integriert	built-in integriert	built-in integriert	built-in integriert	built-in integriert
<8 mA	<8 mA	<8 mA	<8 mA	<8 mA
120 mA	120 mA	120 mA	120 mA	120 mA
built-in integriert	built-in integriert	built-in integriert	built-in integriert	built-in integriert
<2V @ 120 mA	<2V @ 120 mA	<2V @ 120 mA	<2V @ 120 mA	<2V @ 120 mA
500 Hz	800 Hz	800 Hz	500 Hz	500 Hz
Alu 0.45 · Brs 0.50 · SS 0.85	Alu 0.45 · Brs 0.50 · SS 0.85	Alu 0.45 · Brs 0.50 · SS 0.85	Alu 0.45 · Brs 0.50 · SS 0.85	Alu 0.45 · Brs 0.50 · SS 0.85
–25...+120 °C	–25...+120 °C	–25...+120 °C	–25...+120 °C	–25...+120 °C
IP 67	IP 67	IP 67	IP 67	IP 67
PTFE	PTFE	PTFE	PTFE	PTFE
SS304 V2A	SS304 V2A	SS304 V2A	SS304 V2A	SS304 V2A
built-in* integriert*	built-in* integriert*	built-in* integriert*	built-in* integriert*	built-in* integriert*
PTFE	silicone Silikon	PTFE	silicone Silikon	PTFE
IHTD6-N4APO45-A2T	IHT8-S2APO45-A2S	IHT8-S2APO45-A2T	IHT8-N4APO45-A2S	IHT8-N4APO45-A2T
IHTD6-N4APC45-A2T	IHT8-S2APC45-A2S	IHT8-S2APC45-A2T	IHT8-N4APC45-A2S	IHT8-N4APC45-A2T
IHTD6-N4ANO45-A2T	IHT8-S2ANO45-A2S	IHT8-S2ANO45-A2T	IHT8-N4ANO45-A2S	IHT8-N4ANO45-A2T
IHTD6-N4ANC45-A2T	IHT8-S2ANC45-A2S	IHT8-S2ANC45-A2T	IHT8-N4ANC45-A2S	IHT8-N4ANC45-A2T

Xecro reserves the right to make minor changes without prior notification.
Xecro behält sich das Recht auf geringe Änderungen ohne Ankündigung vor.

Inductive Proximity Switch
3-Wire DC
High Temperature Resistant

Induktive Näherungsschalter
3-Leiter DC Hitzebeständig

shielded
bündig
M12 × 1 | 2 mm

120 °C · 248 °F

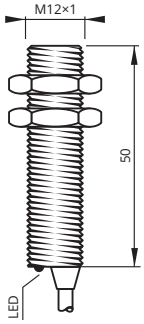

shielded
bündig
M12 × 1 | 2 mm

120 °C · 248 °F

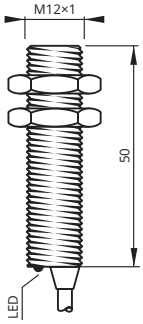

unshielded
nicht bündig
M12 × 1 | 4 mm

120 °C · 248 °F

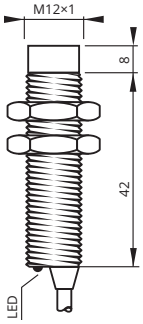

Sensing distance S_n	Schaltabstand S_n	2 mm		2 mm		4 mm	
Operating voltage	Betriebsspannung	10...30 V_{DC}		10...30 V_{DC}		10...30 V_{DC}	
Reverse polarity protection	Verpolungsschutz	built-in	integriert	built-in	integriert	built-in	integriert
Current consumption	Stromverbrauch	<8 mA		<8 mA		<8 mA	
Current load capability	Ausgangsbelastbarkeit	120 mA		120 mA		120 mA	
Short circuit protection	Kurzschlussschutz	built-in	integriert	built-in	integriert	built-in	integriert
Voltage drop	Spannungsabfall	<2V @ 120 mA		<2V @ 120 mA		<2V @ 120 mA	
Switching frequency	Schaltfrequenz	1000 Hz		1000 Hz		800 Hz	
Correction factor	Korrekturfaktor	Alu 0.45 · Brs 0.50 · SS 0.85		Alu 0.45 · Brs 0.50 · SS 0.85		Alu 0.45 · Brs 0.50 · SS 0.85	
Operating temperature	Betriebstemperatur	–25...+120 °C		–25...+120 °C		–25...+120 °C	
Protection class	Schutzklasse	IP 67		IP 67		IP 67	
Sensing face material	Sensorflächenwerkstoff	PTFE		PTFE		PTFE	
Housing material	Gehäusewerkstoff	SS304	V2A	SS304	V2A	SS304	V2A
Switching indicator	Schaltanzeige	built-in*	integriert*	built-in*	integriert*	built-in*	integriert*
Connection	Anschluss	silicone	Silikon	PTFE		silicone	Silikon
Article code PNP, NO	⎍	IHT12-S2APO50-A2S		IHT12-S2APO50-A2T		IHT12-N4APO50-A2S	
Article code PNP, NC	⎍	IHT12-S2APC50-A2S		IHT12-S2APC50-A2T		IHT12-N4APC50-A2S	
Article code NPN, NO	⎍	IHT12-S2ANO50-A2S		IHT12-S2ANO50-A2T		IHT12-N4ANO50-A2S	
Article code NPN, NC	⎍	IHT12-S2ANC50-A2S		IHT12-S2ANC50-A2T		IHT12-N4ANC50-A2S	

Mind O ≠ 0, I ≠ l ≠ 1, S ≠ 5, B ≠ 8.

O ≠ 0, I ≠ l ≠ 1, S ≠ 5, B ≠ 8 beachten.

* Only for mechanical set-up. LED may die if operated beyond 120 °C (248 °F). No warranty on the LED.

* Nur zur mechanischen Einstellung. Die LED kann bei Betrieb über 120 °C ausfallen. Keine Garantie auf die LED.

unshielded nicht bündig **M12 × 1 | 4 mm**	shielded bündig **M12 × 1 | 4 mm**	shielded bündig **M12 × 1 | 4 mm**	unshielded nicht bündig **M12 × 1 | 8 mm**	unshielded nicht bündig **M12 × 1 | 8 mm**
120 °C · 248 °F	120 °C · 248 °F	120 °C · 248 °F	120 °C · 248 °F	120 °C · 248 °F
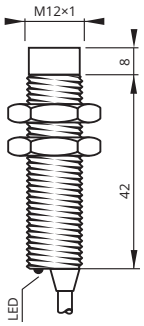	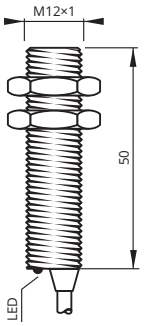	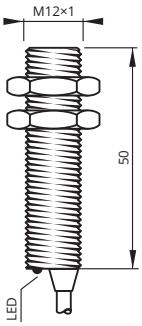	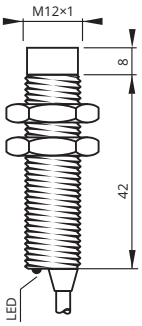	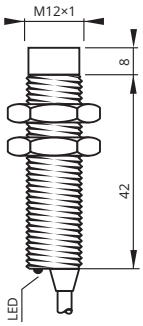

4 mm	4 mm	4 mm	8 mm	8 mm
10...30 V_{DC}	10...30 V_{DC}	10...30 V_{DC}	10...30 V_{DC}	10...30 V_{DC}
built-in integriert	built-in integriert	built-in integriert	built-in integriert	built-in integriert
<8 mA	<8 mA	<8 mA	<8 mA	<8 mA
120 mA	120 mA	120 mA	120 mA	120 mA
built-in integriert	built-in integriert	built-in integriert	built-in integriert	built-in integriert
<2V @ 120 mA	<2V @ 120 mA	<2V @ 120 mA	<2V @ 120 mA	<2V @ 120 mA
800 Hz	800 Hz	800 Hz	500 Hz	500 Hz
Alu 0.45 · Brs 0.50 · SS 0.85	Alu 0.45 · Brs 0.50 · SS 0.85	Alu 0.45 · Brs 0.50 · SS 0.85	Alu 0.45 · Brs 0.50 · SS 0.85	Alu 0.45 · Brs 0.50 · SS 0.85
–25...+120 °C	–25...+120 °C	–25...+120 °C	–25...+120 °C	–25...+120 °C
IP 67	IP 67	IP 67	IP 67	IP 67
PTFE	PTFE	PTFE	PTFE	PTFE
SS304 V2A	SS304 V2A	SS304 V2A	SS304 V2A	SS304 V2A
built-in* integriert*	built-in* integriert*	built-in* integriert*	built-in* integriert*	built-in* integriert*
PTFE	silicone Silikon	PTFE	silicone Silikon	PTFE
IHT12-N4APO50-A2T	IHT12-S4APO50-A2S	IHT12-S4APO50-A2T	IHT12-N8APO50-A2S	IHT12-N8APO50-A2T
IHT12-N4APC50-A2T	IHT12-S4APC50-A2S	IHT12-S4APC50-A2T	IHT12-N8APC50-A2S	IHT12-N8APC50-A2T
IHT12-N4ANO50-A2T	IHT12-S4ANO50-A2S	IHT12-S4ANO50-A2T	IHT12-N8ANO50-A2S	IHT12-N8ANO50-A2T
IHT12-N4ANC50-A2T	IHT12-S4ANC50-A2S	IHT12-S4ANC50-A2T	IHT12-N8ANC50-A2S	IHT12-N8ANC50-A2T

Xecro reserves the right to make minor changes without prior notification.
Xecro behält sich das Recht auf geringe Änderungen ohne Ankündigung vor.

Inductive Proximity Switch
3-Wire DC
High Temperature Resistant

Induktive Näherungsschalter
3-Leiter DC Hitzebeständig

shielded
bündig
M18 × 1 | 5 mm

120 °C · 248 °F

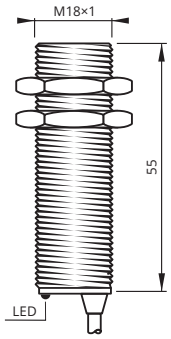

shielded
bündig
M18 × 1 | 5 mm

120 °C · 248 °F

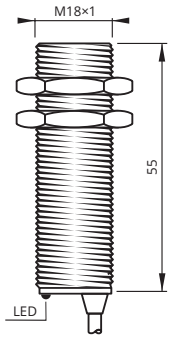

unshielded
nicht bündig
M18 × 1 | 8 mm

120 °C · 248 °F

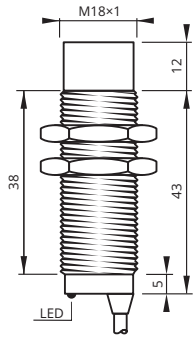

Sensing distance S_n	Schaltabstand S_n	5 mm		5 mm		8 mm	
Operating voltage	Betriebsspannung	10...30 V_{DC}		10...30 V_{DC}		10...30 V_{DC}	
Reverse polarity protection	Verpolungsschutz	built-in	integriert	built-in	integriert	built-in	integriert
Current consumption	Stromverbrauch	<8 mA		<8 mA		<8 mA	
Current load capability	Ausgangsbelastbarkeit	150 mA		150 mA		150 mA	
Short circuit protection	Kurzschlussschutz	built-in	integriert	built-in	integriert	built-in	integriert
Voltage drop	Spannungsabfall	<2V @ 150 mA		<2V @ 150 mA		<2V @ 150 mA	
Switching frequency	Schaltfrequenz	500 Hz		500 Hz		500 Hz	
Correction factor	Korrekturfaktor	Alu 0.45 · Brs 0.50 · SS 0.85		Alu 0.45 · Brs 0.50 · SS 0.85		Alu 0.45 · Brs 0.50 · SS 0.85	
Operating temperature	Betriebstemperatur	–25...+120 °C		–25...+120 °C		–25...+120 °C	
Protection class	Schutzklasse	IP 67		IP 67		IP 67	
Sensing face material	Sensorflächenwerkstoff	PTFE		PTFE		PTFE	
Housing material	Gehäusewerkstoff	SS304	V2A	SS304	V2A	SS304	V2A
Switching indicator	Schaltanzeige	built-in*	integriert*	built-in*	integriert*	built-in*	integriert*
Connection	Anschluss	silicone	Silikon	PTFE		silicone	Silikon
Article code PNP, NO	⎍	IHT18-S5APO55-A2S		IHT18-S5APO55-A2T		IHT18-N8APO55-A2S	
Article code PNP, NC	⎍	IHT18-S5APC55-A2S		IHT18-S5APC55-A2T		IHT18-N8APC55-A2S	
Article code NPN, NO	⎍	IHT18-S5ANO55-A2S		IHT18-S5ANO55-A2T		IHT18-N8ANO55-A2S	
Article code NPN, NC	⎍	IHT18-S5ANC55-A2S		IHT18-S5ANC55-A2T		IHT18-N8ANC55-A2S	

Mind O ≠ 0, I ≠ l ≠ 1, S ≠ 5, B ≠ 8.

O ≠ 0, I ≠ l ≠ 1, S ≠ 5, B ≠ 8 beachten.

* Only for mechanical set-up. LED may die if operated beyond 120 °C (248 °F). No warranty on the LED.

* Nur zur mechanischen Einstellung. Die LED kann bei Betrieb über 120 °C ausfallen. Keine Garantie auf die LED.

unshielded nicht bündig **M18 × 1 | 8 mm**	shielded bündig **M30 × 1.5 | 10 mm**	shielded bündig **M30 × 1.5 | 10 mm**	unshielded nicht bündig **M30 × 1.5 | 15 mm**	unshielded nicht bündig **M30 × 1.5 | 15 mm**
120 °C · 248 °F	120 °C · 248 °F	120 °C · 248 °F	120 °C · 248 °F	120 °C · 248 °F
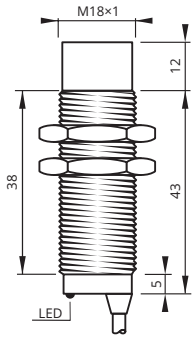	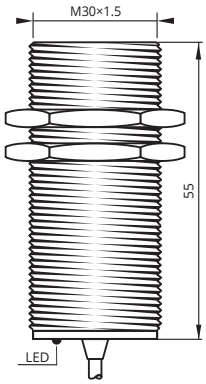	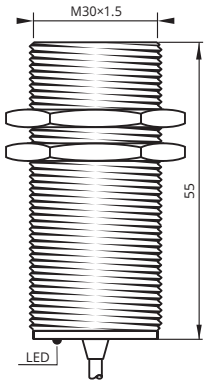	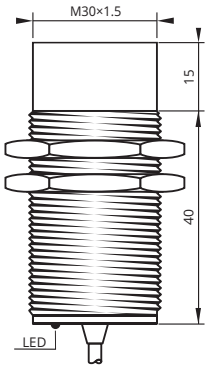	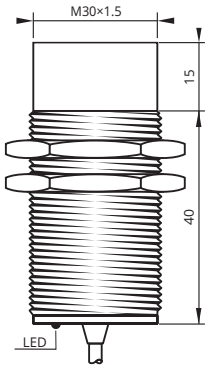

8 mm	10 mm	10 mm	15 mm	15 mm
10...30 V_{DC}	10...30 V_{DC}	10...30 V_{DC}	10...30 V_{DC}	10...30 V_{DC}
built-in integriert	built-in integriert	built-in integriert	built-in integriert	built-in integriert
<8 mA	<8 mA	<8 mA	<8 mA	<8 mA
150 mA	150 mA	150 mA	150 mA	150 mA
built-in integriert	built-in integriert	built-in integriert	built-in integriert	built-in integriert
<2V @ 150 mA	<2V @ 150 mA	<2V @ 150 mA	<2V @ 150 mA	<2V @ 150 mA
500 Hz	200 Hz	200 Hz	200 Hz	200 Hz
Alu 0.45 · Brs 0.50 · SS 0.85	Alu 0.45 · Brs 0.50 · SS 0.85	Alu 0.45 · Brs 0.50 · SS 0.85	Alu 0.45 · Brs 0.50 · SS 0.85	Alu 0.45 · Brs 0.50 · SS 0.85
–25...+120 °C	–25...+120 °C	–25...+120 °C	–25...+120 °C	–25...+120 °C
IP 67	IP 67	IP 67	IP 67	IP 67
PTFE	PTFE	PTFE	PTFE	PTFE
SS304 V2A	SS304 V2A	SS304 V2A	SS304 V2A	SS304 V2A
built-in* integriert*	built-in* integriert*	built-in* integriert*	built-in* integriert*	built-in* integriert*
PTFE	silicone Silikon	PTFE	silicone Silikon	PTFE
IHT18-N8APO55-A2T	IHT30-S10APO55-A2S	IHT30-S10APO55-A2T	IHT30-N15APO55-A2S	IHT30-N15APO55-A2T
IHT18-N8APC55-A2T	IHT30-S10APC55-A2S	IHT30-S10APC55-A2T	IHT30-N15APC55-A2S	IHT30-N15APC55-A2T
IHT18-N8ANO55-A2T	IHT30-S10ANO55-A2S	IHT30-S10ANO55-A2T	IHT30-N15ANO55-A2S	IHT30-N15ANO55-A2T
IHT18-N8ANC55-A2T	IHT30-S10ANC55-A2S	IHT30-S10ANC55-A2T	IHT30-N15ANC55-A2S	IHT30-N15ANC55-A2T

Xecro reserves the right to make minor changes without prior notification.
Xecro behält sich das Recht auf geringe Änderungen ohne Ankündigung vor.

Inductive Proximity Switch
3-Wire DC
High Temperature Resistant

Induktive Näherungsschalter
3-Leiter DC Hitzebeständig

shielded
bündig
M12 × 1 | 2 mm

150 °C · 302 °F

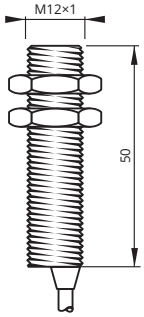

shielded
bündig
M12 × 1 | 2 mm

150 °C · 302 °F

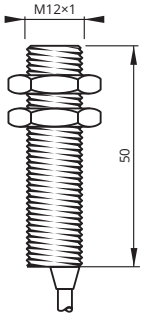

unshielded
nicht bündig
M12 × 1 | 4 mm

150 °C · 302 °F

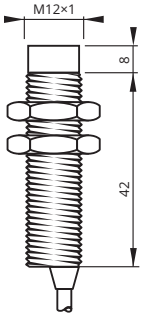

Sensing distance S_n	Schaltabstand S_n	2 mm		2 mm		4 mm	
Operating voltage	Betriebsspannung	10...30 V_{DC}		10...30 V_{DC}		10...30 V_{DC}	
Reverse polarity protection	Verpolungsschutz	built-in	integriert	built-in	integriert	built-in	integriert
Current consumption	Stromverbrauch	<8 mA		<8 mA		<8 mA	
Current load capability	Ausgangsbelastbarkeit	120 mA		120 mA		120 mA	
Short circuit protection	Kurzschlussschutz	built-in	integriert	built-in	integriert	built-in	integriert
Voltage drop	Spannungsabfall	<2V @ 120 mA		<2V @ 120 mA		<2V @ 120 mA	
Switching frequency	Schaltfrequenz	800 Hz		800 Hz		500 Hz	
Correction factor	Korrekturfaktor	Alu 0.45 · Brs 0.50 · SS 0.85		Alu 0.45 · Brs 0.50 · SS 0.85		Alu 0.45 · Brs 0.50 · SS 0.85	
Operating temperature	Betriebstemperatur	–25...+150 °C		–25...+150 °C		–25...+150 °C	
Protection class	Schutzklasse	IP 67		IP 67		IP 67	
Sensing face material	Sensorflächenwerkstoff	PTFE		PTFE		PTFE	
Housing material	Gehäusewerkstoff	SS304	V2A	SS304	V2A	SS304	V2A
Switching indicator	Schaltanzeige	on request	auf Anfrage	on request	auf Anfrage	on request	auf Anfrage
Connection	Anschluss	silicone	Silikon	PTFE		silicone	Silikon
Article code PNP, NO	⎍	IHT12-S2BPO50-N2S		IHT12-S2BPO50-N2T		IHT12-N4BPO50-N2S	
Article code PNP, NC	⎍	IHT12-S2BPC50-N2S		IHT12-S2BPC50-N2T		IHT12-N4BPC50-N2S	
Article code NPN, NO	⎍	IHT12-S2BNO50-N2S		IHT12-S2BNO50-N2T		IHT12-N4BNO50-N2S	
Article code NPN, NC	⎍	IHT12-S2BNC50-N2S		IHT12-S2BNC50-N2T		IHT12-N4BNC50-N2S	

Mind O ≠ 0, I ≠ l ≠ 1, S ≠ 5, B ≠ 8.

O ≠ 0, I ≠ l ≠ 1, S ≠ 5, B ≠ 8 beachten.

⁎ Only for mechanical set-up. LED may die if operated beyond 120 °C (248 °F). No warranty on the LED.

⁎ Nur zur mechanischen Einstellung. Die LED kann bei Betrieb über 120 °C ausfallen. Keine Garantie auf die LED.

unshielded nicht bündig **M12 × 1 | 4 mm**	shielded bündig **M12 × 1 | 4 mm**	shielded bündig **M12 × 1 | 4 mm**	unshielded nicht bündig **M12 × 1 | 8 mm**	unshielded nicht bündig **M12 × 1 | 8 mm**
150 °C · 302 °F	150 °C · 302 °F	150 °C · 302 °F	150 °C · 302 °F	150 °C · 302 °F
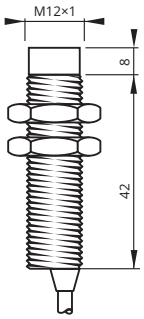	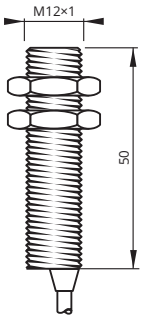	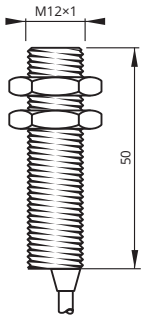	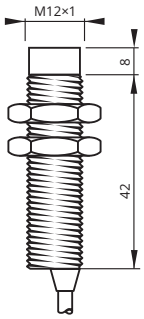	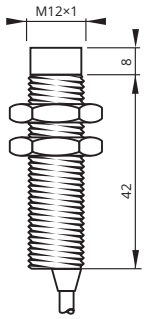

4 mm	4 mm	4 mm	8 mm	8 mm
10...30 V_{DC}	10...30 V_{DC}	10...30 V_{DC}	10...30 V_{DC}	10...30 V_{DC}
built-in integriert	built-in integriert	built-in integriert	built-in integriert	built-in integriert
<8 mA	<8 mA	<8 mA	<8 mA	<8 mA
120 mA	120 mA	120 mA	120 mA	120 mA
built-in integriert	built-in integriert	built-in integriert	built-in integriert	built-in integriert
<2V @ 120 mA	<2V @ 120 mA	<2V @ 120 mA	<2V @ 120 mA	<2V @ 120 mA
500 Hz	500 Hz	500 Hz	300 Hz	300 Hz
Alu 0.45 · Brs 0.50 · SS 0.85	Alu 0.45 · Brs 0.50 · SS 0.85	Alu 0.45 · Brs 0.50 · SS 0.85	Alu 0.45 · Brs 0.50 · SS 0.85	Alu 0.45 · Brs 0.50 · SS 0.85
–25...+150 °C	–25...+150 °C	–25...+150 °C	–25...+150 °C	–25...+150 °C
IP 67	IP 67	IP 67	IP 67	IP 67
PTFE	PTFE	PTFE	PTFE	PTFE
SS304 V2A	SS304 V2A	SS304 V2A	SS304 V2A	SS304 V2A
on request auf Anfrage	on request auf Anfrage	on request auf Anfrage	on request auf Anfrage	on request auf Anfrage
PTFE	silicone Silikon	PTFE	silicone Silikon	PTFE
IHT12-N4BPO50-N2T	IHT12-S4BPO50-N2S	IHT12-S4BPO50-N2T	IHT12-N8BPO50-N2S	IHT12-N8BPO50-N2T
IHT12-N4BPC50-N2T	IHT12-S4BPC50-N2S	IHT12-S4BPC50-N2T	IHT12-N8BPC50-N2S	IHT12-N8BPC50-N2T
IHT12-N4BNO50-N2T	IHT12-S4BNO50-N2S	IHT12-S4BNO50-N2T	IHT12-N8BNO50-N2S	IHT12-N8BNO50-N2T
IHT12-N4BNC50-N2T	IHT12-S4BNC50-N2S	IHT12-S4BNC50-N2T	IHT12-N8BNC50-N2S	IHT12-N8BNC50-N2T

Xecro reserves the right to make minor changes without prior notification.
Xecro behält sich das Recht auf geringe Änderungen ohne Ankündigung vor.

Inductive Proximity Switch
3-Wire DC
High Temperature Resistant

Induktive Näherungsschalter
3-Leiter DC Hitzebeständig

shielded
bündig
M18 × 1 | 8 mm

150 °C · 302 °F

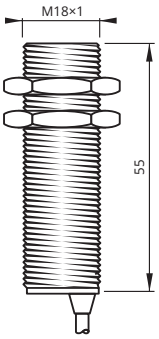

shielded
bündig
M18 × 1 | 5 mm

150 °C · 302 °F

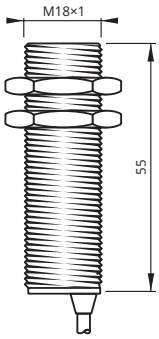

unshielded
nicht bündig
M18 × 1 | 8 mm

150 °C · 302 °F

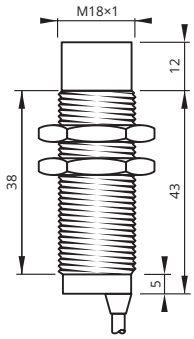

Sensing distance S_n	Schaltabstand S_n	8 mm		5 mm		8 mm	
Operating voltage	Betriebsspannung	10...30 V_{DC}		10...30 V_{DC}		10...30 V_{DC}	
Reverse polarity protection	Verpolungsschutz	built-in	integriert	built-in	integriert	built-in	integriert
Current consumption	Stromverbrauch	<8 mA		<8 mA		<8 mA	
Current load capability	Ausgangsbelastbarkeit	150 mA		150 mA		150 mA	
Short circuit protection	Kurzschlussschutz	built-in	integriert	built-in	integriert	built-in	integriert
Voltage drop	Spannungsabfall	<2V @ 150 mA		<2V @ 150 mA		<2V @ 150 mA	
Switching frequency	Schaltfrequenz	500 Hz		500 Hz		500 Hz	
Correction factor	Korrekturfaktor	Alu 0.45 · Brs 0.50 · SS 0.85		Alu 0.45 · Brs 0.50 · SS 0.85		Alu 0.45 · Brs 0.50 · SS 0.85	
Operating temperature	Betriebstemperatur	–25...+150 °C		–25...+150 °C		–25...+150 °C	
Protection class	Schutzklasse	IP 67		IP 67		IP 67	
Sensing face material	Sensorflächenwerkstoff	PTFE		PTFE		PTFE	
Housing material	Gehäusewerkstoff	SS304	V2A	SS304	V2A	SS304	V2A
Switching indicator	Schaltanzeige	on request	auf Anfrage	on request	auf Anfrage	on request	auf Anfrage
Connection	Anschluss	silicone	Silikon	PTFE		silicone	Silikon
Article code PNP, NO	⎍	IHT18-S5BPO55-N2S		IHT18-S5BPO55-N2T		IHT18-N8BPO55-N2S	
Article code PNP, NC	⎍	IHT18-S5BPC55-N2S		IHT18-S5BPC55-N2T		IHT18-N8BPC55-N2S	
Article code NPN, NO	⎍	IHT18-S5BNO55-N2S		IHT18-S5BNO55-N2T		IHT18-N8BNO55-N2S	
Article code NPN, NC	⎍	IHT18-S5BNC55-N2S		IHT18-S5BNC55-N2T		IHT18-N8BNC55-N2S	

Mind O ≠ 0, I ≠ l ≠ 1, S ≠ 5, B ≠ 8.

O ≠ 0, I ≠ l ≠ 1, S ≠ 5, B ≠ 8 beachten.

⁎ Only for mechanical set-up. LED may die if operated beyond 120 °C (248 °F). No warranty on the LED.

⁎ Nur zur mechanischen Einstellung. Die LED kann bei Betrieb über 120 °C ausfallen. Keine Garantie auf die LED.

unshielded nicht bündig **M18 × 1 | 8 mm**	shielded bündig **M30 × 1.5 | 10 mm**	shielded bündig **M30 × 1.5 | 10 mm**	unshielded nicht bündig **M30 × 1.5 | 15 mm**	unshielded nicht bündig **M30 × 1.5 | 15 mm**
150 °C · 302 °F	150 °C · 302 °F	150 °C · 302 °F	150 °C · 302 °F	150 °C · 302 °F
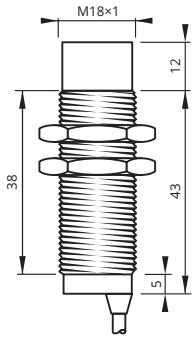	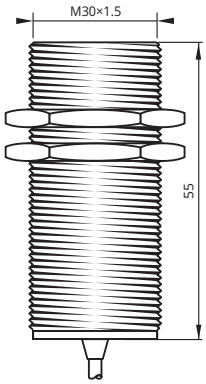	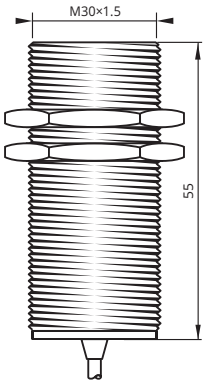	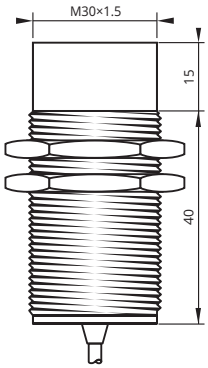	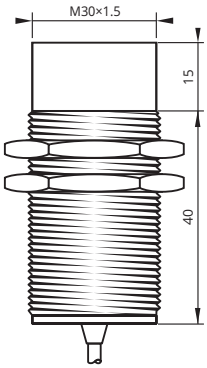

8 mm	10 mm	10 mm	15 mm	15 mm
10...30 V_{DC}	10...30 V_{DC}	10...30 V_{DC}	10...30 V_{DC}	10...30 V_{DC}
built-in integriert	built-in integriert	built-in integriert	built-in integriert	built-in integriert
<8 mA	<8 mA	<8 mA	<8 mA	<8 mA
150 mA	150 mA	150 mA	150 mA	150 mA
built-in integriert	built-in integriert	built-in integriert	built-in integriert	built-in integriert
<2V @ 150 mA	<2V @ 150 mA	<2V @ 150 mA	<2V @ 150 mA	<2V @ 150 mA
500 Hz	500 Hz	200 Hz	200 Hz	200 Hz
Alu 0.45 · Brs 0.50 · SS 0.85	Alu 0.45 · Brs 0.50 · SS 0.85	Alu 0.45 · Brs 0.50 · SS 0.85	Alu 0.45 · Brs 0.50 · SS 0.85	Alu 0.45 · Brs 0.50 · SS 0.85
–25...+150 °C	–25...+150 °C	–25...+150 °C	–25...+150 °C	–25...+150 °C
IP 67	IP 67	IP 67	IP 67	IP 67
PTFE	PTFE	PTFE	PTFE	PTFE
SS304 V2A	SS304 V2A	SS304 V2A	SS304 V2A	SS304 V2A
on request auf Anfrage	on request auf Anfrage	on request auf Anfrage	on request auf Anfrage	on request auf Anfrage
PTFE	silicone Silikon	PTFE	silicone Silikon	PTFE
IHT18-N8BPO55-N2T	IHT30-S10BPO55-N2S	IHT30-S10BPO55-N2T	IHT30-N15BPO55-N2S	IHT30-N15BPO55-N2T
IHT18-N8BPC55-N2T	IHT30-S10BPC55-N2S	IHT30-S10BPC55-N2T	IHT30-N15BPC55-N2S	IHT30-N15BPC55-N2T
IHT18-N8BNO55-N2T	IHT30-S10BNO55-N2S	IHT30-S10BNO55-N2T	IHT30-N15BNO55-N2S	IHT30-N15BNO55-N2T
IHT18-N8BNC55-N2T	IHT30-S10BNC55-N2S	IHT30-S10BNC55-N2T	IHT30-N15BNC55-N2S	IHT30-N15BNC55-N2T

Xecro reserves the right to make minor changes without prior notification.
Xecro behält sich das Recht auf geringe Änderungen ohne Ankündigung vor.

Inductive Proximity Switch
3-Wire DC
High Temperature Resistant

Induktive Näherungsschalter
3-Leiter DC Hitzebeständig

shielded
bündig
M18 × 1 | 5 mm

180 °C · 356 °F

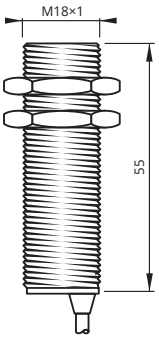

shielded
bündig
M18 × 1 | 5 mm

180 °C · 356 °F

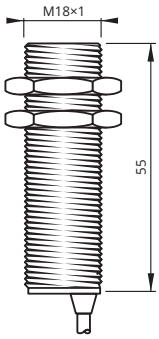

unshielded
nicht bündig
M18 × 1 | 8 mm

180 °C · 356 °F

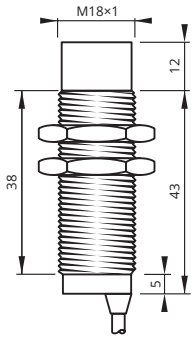

Sensing distance S_n	Schaltabstand S_n	5 mm		5 mm		8 mm	
Operating voltage	Betriebsspannung	10...30 V_{DC}		10...30 V_{DC}		10...30 V_{DC}	
Reverse polarity protection	Verpolungsschutz	built-in	integriert	built-in	integriert	built-in	integriert
Current consumption	Stromverbrauch	<8 mA		<8 mA		<8 mA	
Current load capability	Ausgangsbelastbarkeit	150 mA		150 mA		150 mA	
Short circuit protection	Kurzschlussschutz	built-in	integriert	built-in	integriert	built-in	integriert
Voltage drop	Spannungsabfall	<2V @ 150 mA		<2V @ 150 mA		<2V @ 150 mA	
Switching frequency	Schaltfrequenz	500 Hz		500 Hz		500 Hz	
Correction factor	Korrekturfaktor	Alu 0.45 · Brs 0.50 · SS 0.85		Alu 0.45 · Brs 0.50 · SS 0.85		Alu 0.45 · Brs 0.50 · SS 0.85	
Operating temperature	Betriebstemperatur	–25...+180 °C		–25...+180 °C		–25...+180 °C	
Protection class	Schutzklasse	IP 67		IP 67		IP 67	
Sensing face material	Sensorflächenwerkstoff	PTFE		PTFE		PTFE	
Housing material	Gehäusewerkstoff	SS304	V2A	SS304	V2A	SS304	V2A
Switching indicator	Schaltanzeige						
Connection	Anschluss	silicone	Silikon	PTFE		silicone	Silikon
Article code PNP, NO	⎍	IHT18-S5CPO55-N2S		IHT18-S5CPO55-N2T		IHT18-N8CPO55-N2S	
Article code PNP, NC	⎍	IHT18-S5CPC55-N2S		IHT18-S5CPC55-N2T		IHT18-N8CPC55-N2S	
Article code NPN, NO	⎍	IHT18-S5CNO55-N2S		IHT18-S5CNO55-N2T		IHT18-N8CNO55-N2S	
Article code NPN, NC	⎍	IHT18-S5CNC55-N2S		IHT18-S5CNC55-N2T		IHT18-N8CNC55-N2S	

Mind O ≠ 0, I ≠ l ≠ 1, S ≠ 5, B ≠ 8.

O ≠ 0, I ≠ l ≠ 1, S ≠ 5, B ≠ 8 beachten.

⁎ Only for mechanical set-up. LED may die if operated beyond 120 °C (248 °F). No warranty on the LED.

⁎ Nur zur mechanischen Einstellung. Die LED kann bei Betrieb über 120 °C ausfallen. Keine Garantie auf die LED.

unshielded nicht bündig **M18 × 1 | 8 mm**	shielded bündig **M30 × 1.5 | 10 mm**	shielded bündig **M30 × 1.5 | 10 mm**	unshielded nicht bündig **M30 × 1.5 | 15 mm**	unshielded nicht bündig **M30 × 1.5 | 15 mm**
180 °C · 356 °F	180 °C · 356 °F	180 °C · 356 °F	180 °C · 356 °F	180 °C · 356 °F
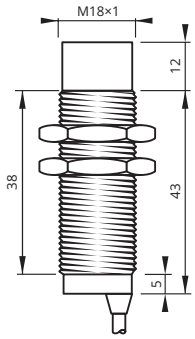	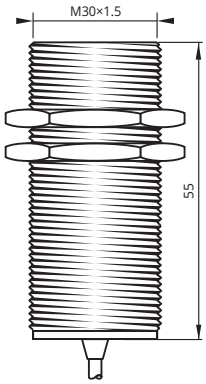	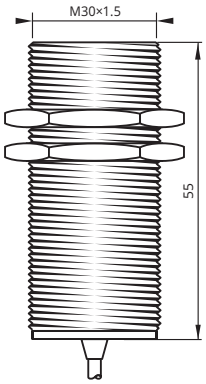	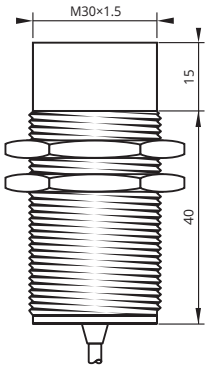	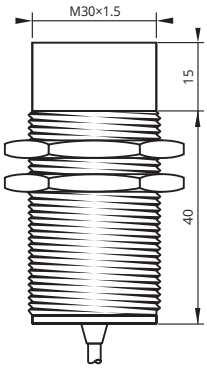

8 mm	10 mm	10 mm	15 mm	15 mm
10...30 V_{DC}	10...30 V_{DC}	10...30 V_{DC}	10...30 V_{DC}	10...30 V_{DC}
built-in integriert	built-in integriert	built-in integriert	built-in integriert	built-in integriert
<8 mA	<8 mA	<8 mA	<8 mA	<8 mA
150 mA	150 mA	150 mA	150 mA	150 mA
built-in integriert	built-in integriert	built-in integriert	built-in integriert	built-in integriert
<2V @ 150 mA	<2V @ 150 mA	<2V @ 150 mA	<2V @ 150 mA	<2V @ 150 mA
500 Hz	200 Hz	200 Hz	200 Hz	200 Hz
Alu 0.45 · Brs 0.50 · SS 0.85	Alu 0.45 · Brs 0.50 · SS 0.85	Alu 0.45 · Brs 0.50 · SS 0.85	Alu 0.45 · Brs 0.50 · SS 0.85	Alu 0.45 · Brs 0.50 · SS 0.85
–25...+180 °C	–25...+180 °C	–25...+180 °C	–25...+180 °C	–25...+180 °C
IP 67	IP 67	IP 67	IP 67	IP 67
PTFE	PTFE	PTFE	PTFE	PTFE
SS304 V2A	SS304 V2A	SS304 V2A	SS304 V2A	SS304 V2A
PTFE	silicone Silikon	PTFE	silicone Silikon	PTFE
IHT18-N8CPO55-N2T	IHT30-S10CPO55-N2S	IHT30-S10CPO55-N2T	IHT30-N15CPO55-N2S	IHT30-N15CPO55-N2T
IHT18-N8CPC55-N2T	IHT30-S10CPC55-N2S	IHT30-S10CPC55-N2T	IHT30-N15CPC55-N2S	IHT30-N15CPC55-N2T
IHT18-N8CNO55-N2T	IHT30-S10CNO55-N2S	IHT30-S10CNO55-N2T	IHT30-N15CNO55-N2S	IHT30-N15CNO55-N2T
IHT18-N8CNC55-N2T	IHT30-S10CNC55-N2S	IHT30-S10CNC55-N2T	IHT30-N15CNC55-N2S	IHT30-N15CNC55-N2T

Xecro reserves the right to make minor changes without prior notification.
Xecro behält sich das Recht auf geringe Änderungen ohne Ankündigung vor.

Variants:

- 2-wire DC 10...55 V_{DC}
- 2-wire AC 20...250 V_{AC}
- 2-wire UC 24...255 V_{UC}
- 2-wire NAMUR 6...12 V_{DC}

Varianten:

- 2-Leiter DC 10...55 V_{DC}
- 2-Leiter AC 20...250 V_{AC}
- 2-Leiter Allstrom 24...255 $V_{AC}|V_{DC}$
- 2-Leiter NAMUR 6...12 V_{DC}

Data sheets are available on http://xecro.com.

Datenblätter sind auf http://xecro.com verfügbar.

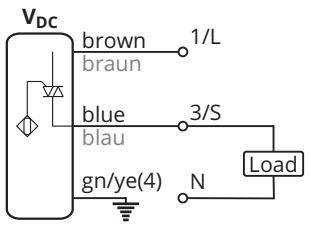

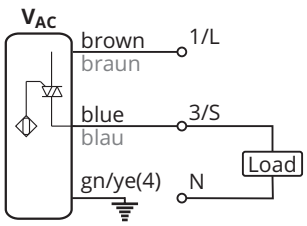

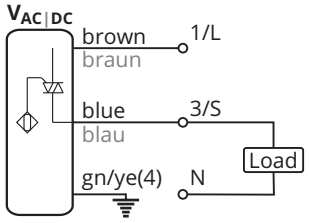

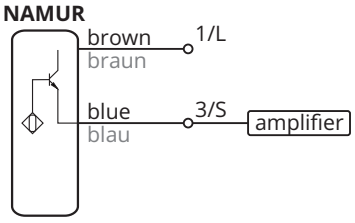

All devices of this section may not be used if the safety of persons rely on their faultless function!

Alle Geräte dieses Abschnittes dürfen nicht verwendet werden, wenn die Sicherheit von Personen von deren fehlerlosen Funktion abhängt!

Inductive Sensors
2-Wire DC · AC · UC · NAMUR

For installations which benefit from a sensor with a 2-wire connection, XECRO offers Standard and Extended sensing ranges up to 30 mm for AC, DC, UC, and NAMUR.

2-Wire Series sensors complying with the NAMUR specifications are available in any standard diameter as well as in most space saving housing lengths.

Für Installationen, bei denen sich Sensoren mit 2-Leiter-Anschluss lohnen, bietet XECRO Schaltabstände in den Klassen Standard und Erweitert bis zu 30 mm für Gleichstrom, Wechselstrom, Allstrom und NAMUR.

Sensoren der 2-Leiter-Baureihen gemäß der NAMUR-Spezifikationen sind in jedem gängigen Durchmesser und auch in sehr platzsparenden Gehäuselängen verfügbar.

Inductive Proximity Switch
2-Wire Direct Current

Induktive Näherungsschalter
2-Leiter Gleichstrom

shielded
bündig
M8 × 1 | 1 mm

shielded
bündig
M8 × 1 | 1 mm

shielded
bündig
M8 × 1 | 1 mm

standard

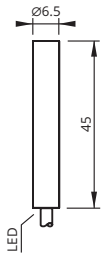

standard

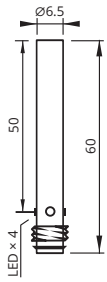

standard

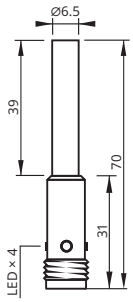

Sensing distance S_n	Schaltabstand S_n	1 mm		1 mm		1 mm	
Operating voltage	Betriebsspannung	10...55 V_{DC}		10...55 V_{DC}		10...55 V_{DC}	
Reverse polarity protection	Verpolungsschutz	built-in	integriert	built-in	integriert	built-in	integriert
Current consumption	Stromverbrauch	<8 mA		<8 mA		<8 mA	
Current load capability	Ausgangsbelastbarkeit	200 mA		200 mA		200 mA	
Short circuit protection	Kurzschlussschutz	built-in	integriert	built-in	integriert	built-in	integriert
Voltage drop	Spannungsabfall	<1.5 V @ 200 mA		<1.5 V @ 200 mA		<1.5 V @ 200 mA	
Switching frequency	Schaltfrequenz	2000 Hz		2000 Hz		2000 Hz	
Correction factor	Korrekturfaktor	Alu 0.45 · Brs 0.50 · SS 0.85		Alu 0.45 · Brs 0.50 · SS 0.85		Alu 0.45 · Brs 0.50 · SS 0.85	
Operating temperature	Betriebstemperatur	–25...+75 °C		–25...+75 °C		–25...+75 °C	
Protection class	Schutzklasse	IP67		IP67		IP67	
Sensing face material	Sensorflächenwerkstoff	POM		POM		POM	
Housing material	Gehäusewerkstoff	SS304	V2A	SS304	V2A	SS304	V2A
Switching indicator	Schaltanzeige	built-in	integriert	built-in	integriert	built-in	integriert
Connection	Anschluss	PVC, ultra-flex		conn. M8	M8-Stecker	conn. M12	M12-Stecker
Article code NO	⁄_	IPSD6-S1DO45-A2P		IPSD6-S1DO60-A8		IPSD6-S1DO70-A12	
Article code NC	⁄‾	IPSD6-S1DC45-A2P		IPSD6-S1DC60-A8		IPSD6-S1DC70-A12	

Mind O ≠ 0, I ≠ l ≠ 1, S ≠ 5, B ≠ 8.

O ≠ 0, I ≠ l ≠ 1, S ≠ 5, B ≠ 8 beachten.

shielded bündig **M8 × 1 | 2 mm**	shielded bündig **M8 × 1 | 2 mm**	shielded bündig **M8 × 1 | 2 mm**	unshielded nicht bündig **M8 × 1 | 2 mm**	unshielded nicht bündig **M8 × 1 | 2 mm**
increased erhöht	increased erhöht	increased erhöht	standard	standard
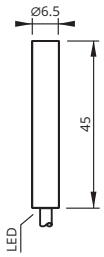	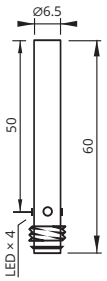	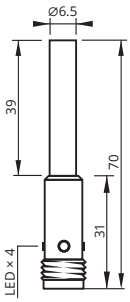	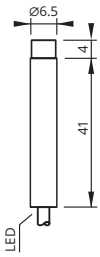	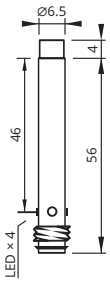

2 mm	**2 mm**	**2 mm**	**2 mm**	**2 mm**
10...55 V_{DC}	10...55 V_{DC}	10...55 V_{DC}	10...55 V_{DC}	10...55 V_{DC}
built-in integriert	built-in integriert	built-in integriert	built-in integriert	built-in integriert
<8 mA	<8 mA	<8 mA	<8 mA	<8 mA
200 mA	200 mA	200 mA	200 mA	200 mA
built-in integriert	built-in integriert	built-in integriert	built-in integriert	built-in integriert
<1.5 V @ 200 mA	<1.5 V @ 200 mA	<1.5 V @ 200 mA	<1.5 V @ 200 mA	<1.5 V @ 200 mA
2000 Hz	2000 Hz	2000 Hz	2000 Hz	2000 Hz
Alu 0.45 · Brs 0.50 · SS 0.85	Alu 0.45 · Brs 0.50 · SS 0.85	Alu 0.45 · Brs 0.50 · SS 0.85	Alu 0.45 · Brs 0.50 · SS 0.85	Alu 0.45 · Brs 0.50 · SS 0.85
–25...+75 °C	–25...+75 °C	–25...+75 °C	–25...+75 °C	–25...+75 °C
IP67	IP67	IP67	IP67	IP67
POM	POM	POM	POM	POM
SS304 V2A	SS304 V2A	SS304 V2A	SS304 V2A	SS304 V2A
built-in integriert	built-in integriert	built-in integriert	built-in integriert	built-in integriert
PVC, ultra-flex	conn. M8 M8-Stecker	conn. M12 M12-Stecker	PVC, ultra-flex	conn. M8 M8-Stecker
IPSD6-S2DO45-A2P	IPSD6-S2DO60-A8	IPSD6-S2DO70-A12	IPSD6-N2DO45-A2P	IPSD6-N2DO60-A8
IPSD6-S2DC45-A2P	IPSD6-S2DC60-A8	IPSD6-S2DC70-A12	IPSD6-N2DC45-A2P	IPSD6-N2DC60-A8

Xecro reserves the right to make minor changes without prior notification.
Xecro behält sich das Recht auf geringe Änderungen ohne Ankündigung vor.

Inductive Proximity Switch
2-Wire Direct Current

Induktive Näherungsschalter
2-Leiter Gleichstrom

unshielded
nicht bündig
M8 × 1 | 2 mm

unshielded
nicht bündig
M8 × 1 | 4 mm

unshielded
nicht bündig
M8 × 1 | 4 mm

standard

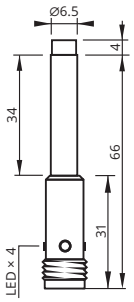

increased
erhöht

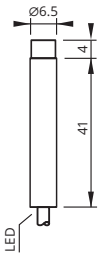

increased
erhöht

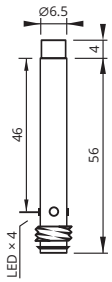

Sensing distance S_n	Schaltabstand S_n	2 mm		4 mm		4 mm	
Operating voltage	Betriebsspannung	10...55 V_{DC}		10...55 V_{DC}		10...55 V_{DC}	
Reverse polarity protection	Verpolungsschutz	built-in	integriert	built-in	integriert	built-in	integriert
Current consumption	Stromverbrauch	<8 mA		<8 mA		<8 mA	
Current load capability	Ausgangsbelastbarkeit	200 mA		200 mA		200 mA	
Short circuit protection	Kurzschlussschutz	built-in	integriert	built-in	integriert	built-in	integriert
Voltage drop	Spannungsabfall	<1.5 V @ 200 mA		<1.5 V @ 200 mA		<1.5 V @ 200 mA	
Switching frequency	Schaltfrequenz	2000 Hz		2000 Hz		2000 Hz	
Correction factor	Korrekturfaktor	Alu 0.45 · Brs 0.50 · SS 0.85		Alu 0.45 · Brs 0.50 · SS 0.85		Alu 0.45 · Brs 0.50 · SS 0.85	
Operating temperature	Betriebstemperatur	–25...+75 °C		–25...+75 °C		–25...+75 °C	
Protection class	Schutzklasse	IP67		IP67		IP67	
Sensing face material	Sensorflächenwerkstoff	POM		POM		POM	
Housing material	Gehäusewerkstoff	SS304	V2A	SS304	V2A	SS304	V2A
Switching indicator	Schaltanzeige	built-in	integriert	built-in	integriert	built-in	integriert
Connection	Anschluss	conn. M12	M12-Stecker	PVC, ultra-flex		conn. M8	M8-Stecker
Article code NO	⁄_	IPSD6-N2DO70-A12		IPSD6-N4DO45-A2P		IPSD6-N4DO60-A8	
Article code NC	⁄⊥	IPSD6-N2DC70-A12		IPSD6-N4DC45-A2P		IPSD6-N4DC60-A8	

Mind O ≠ 0, I ≠ l ≠ 1, S ≠ 5, B ≠ 8.

O ≠ 0, I ≠ l ≠ 1, S ≠ 5, B ≠ 8 beachten.

unshielded nicht bündig **M8 × 1 | 4 mm**	shielded bündig **M8 × 1 | 1 mm**	shielded bündig **M8 × 1 | 1 mm**	shielded bündig **M8 × 1 | 1 mm**	shielded bündig **M8 × 1 | 2 mm**
increased erhöht	standard	standard	standard	increased erhöht
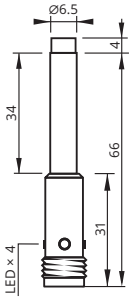	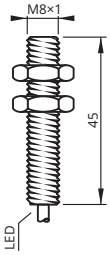	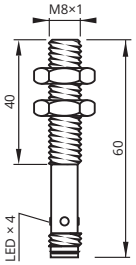	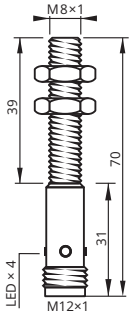	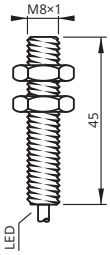

4 mm	1 mm	1 mm	1 mm	2 mm
10...55 V_{DC}	10...55 V_{DC}	10...55 V_{DC}	10...55 V_{DC}	10...55 V_{DC}
built-in integriert	built-in integriert	built-in integriert	built-in integriert	built-in integriert
<8 mA	<8 mA	<8 mA	<8 mA	<8 mA
200 mA	200 mA	200 mA	200 mA	200 mA
built-in integriert	built-in integriert	built-in integriert	built-in integriert	built-in integriert
<1.5 V @ 200 mA	<1.5 V @ 200 mA	<1.5 V @ 200 mA	<1.5 V @ 200 mA	<1.5 V @ 200 mA
2000 Hz	2000 Hz	2000 Hz	2000 Hz	2000 Hz
Alu 0.45 · Brs 0.50 · SS 0.85	Alu 0.45 · Brs 0.50 · SS 0.85	Alu 0.45 · Brs 0.50 · SS 0.85	Alu 0.45 · Brs 0.50 · SS 0.85	Alu 0.45 · Brs 0.50 · SS 0.85
–25...+75 °C	–25...+75 °C	–25...+75 °C	–25...+75 °C	–25...+75 °C
IP67	IP67	IP67	IP67	IP67
POM	POM	POM	POM	POM
SS304 V2A	SS304 V2A	SS304 V2A	SS304 V2A	SS304 V2A
built-in integriert	built-in integriert	built-in integriert	built-in integriert	built-in integriert
conn. M12 M12-Stecker	PVC, ultra-flex	conn. M8 M8-Stecker	conn. M12 M12-Stecker	PVC, ultra-flex
IPSD6-N4DO70-A12	IPS8-S1DO45-A2P	IPS8-S1DO60-A8	IPS8-S1DO70-A12	IPS8-S2DO45-A2P
IPSD6-N4DC70-A12	IPS8-S1DC45-A2P	IPS8-S1DC60-A8	IPS8-S1DC70-A12	IPS8-S2DC45-A2P

Xecro reserves the right to make minor changes without prior notification.
Xecro behält sich das Recht auf geringe Änderungen ohne Ankündigung vor.

Inductive Proximity Switch
2-Wire Direct Current

Induktive Näherungsschalter
2-Leiter Gleichstrom

shielded
bündig
M8 × 1 | 2 mm

shielded
bündig
M8 × 1 | 2 mm

unshielded
nicht bündig
M8 × 1 | 2 mm

increased
erhöht

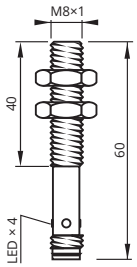

increased
erhöht

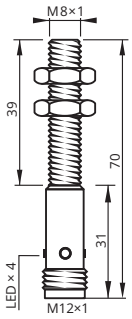

standard

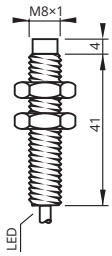

Sensing distance S_n	Schaltabstand S_n	2 mm		2 mm		2 mm	
Operating voltage	Betriebsspannung	10...55 V_{DC}		10...55 V_{DC}		10...55 V_{DC}	
Reverse polarity protection	Verpolungsschutz	built-in	integriert	built-in	integriert	built-in	integriert
Current consumption	Stromverbrauch	<8 mA		<8 mA		<8 mA	
Current load capability	Ausgangsbelastbarkeit	200 mA		200 mA		200 mA	
Short circuit protection	Kurzschlussschutz	built-in	integriert	built-in	integriert	built-in	integriert
Voltage drop	Spannungsabfall	<1.5 V @ 200 mA		<1.5 V @ 200 mA		<1.5 V @ 200 mA	
Switching frequency	Schaltfrequenz	2000 Hz		2000 Hz		2000 Hz	
Correction factor	Korrekturfaktor	Alu 0.45 · Brs 0.50 · SS 0.85		Alu 0.45 · Brs 0.50 · SS 0.85		Alu 0.45 · Brs 0.50 · SS 0.85	
Operating temperature	Betriebstemperatur	–25...+75 °C		–25...+75 °C		–25...+75 °C	
Protection class	Schutzklasse	IP67		IP67		IP67	
Sensing face material	Sensorflächenwerkstoff	POM		POM		POM	
Housing material	Gehäusewerkstoff	SS304	V2A	SS304	V2A	SS304	V2A
Switching indicator	Schaltanzeige	built-in	integriert	built-in	integriert	built-in	integriert
Connection	Anschluss	conn. M8	M8-Stecker	conn. M12	M12-Stecker	PVC, ultra-flex	
Article code NO	⎍	IPS8-S2DO60-A8		IPS8-S2DO70-A12		IPS8-N2DO45-A2P	
Article code NC	⎍	IPS8-S2DC60-A8		IPS8-S2DC70-A12		IPS8-N2DC45-A2P	

Mind O ≠ 0, I ≠ l ≠ 1, S ≠ 5, B ≠ 8.

O ≠ 0, I ≠ l ≠ 1, S ≠ 5, B ≠ 8 beachten.

unshielded
nicht bündig
M8 × 1 | 2 mm

unshielded
nicht bündig
M8 × 1 | 2 mm

unshielded
nicht bündig
M8 × 1 | 4 mm

unshielded
nicht bündig
M8 × 1 | 4 mm

unshielded
nicht bündig
M8 × 1 | 4 mm

standard

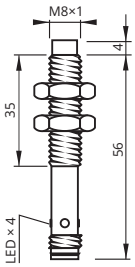

standard

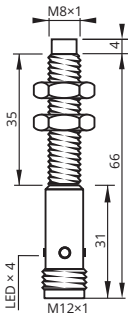

increased
erhöht

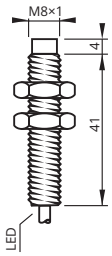

increased
erhöht

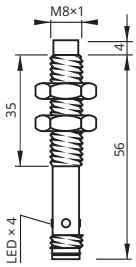

increased
erhöht

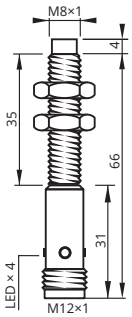

2 mm		2 mm		4 mm		4 mm		4 mm	
10...55 V_{DC}		10...55 V_{DC}		10...55 V_{DC}		10...55 V_{DC}		10...55 V_{DC}	
built-in	integriert	built-in	integriert	built-in	integriert	built-in	integriert	built-in	integriert
<8 mA		<8 mA		<8 mA		<8 mA		<8 mA	
200 mA		200 mA		200 mA		200 mA		200 mA	
built-in	integriert	built-in	integriert	built-in	integriert	built-in	integriert	built-in	integriert
<1.5 V @ 200 mA		<1.5 V @ 200 mA		<1.5 V @ 200 mA		<1.5 V @ 200 mA		<1.5 V @ 200 mA	
2000 Hz		2000 Hz		2000 Hz		2000 Hz		2000 Hz	
Alu 0.45 · Brs 0.50 · SS 0.85		Alu 0.45 · Brs 0.50 · SS 0.85		Alu 0.45 · Brs 0.50 · SS 0.85		Alu 0.45 · Brs 0.50 · SS 0.85		Alu 0.45 · Brs 0.50 · SS 0.85	
–25...+75 °C		–25...+75 °C		–25...+75 °C		–25...+75 °C		–25...+75 °C	
IP67		IP67		IP67		IP67		IP67	
POM		POM		POM		POM		POM	
SS304	V2A	SS304	V2A	SS304	V2A	SS304	V2A	SS304	V2A
built-in	integriert	built-in	integriert	built-in	integriert	built-in	integriert	built-in	integriert
conn. M8	M8-Stecker	conn. M12	M12-Stecker	PVC, ultra-flex		conn. M8	M8-Stecker	conn. M12	M12-Stecker
IPS8-N2DO60-A8		IPS8-N2DO70-A12		IPS8-N4DO45-A2P		IPS8-N4DO60-A8		IPS8-N4DO70-A12	
IPS8-N2DC60-A8		IPS8-N2DC70-A12		IPS8-N4DC45-A2P		IPS8-N4DC60-A8		IPS8-N4DC70-A12	

Xecro reserves the right to make minor changes without prior notification.
Xecro behält sich das Recht auf geringe Änderungen ohne Ankündigung vor.

Inductive Proximity Switch
2-Wire Direct Current

Induktive Näherungsschalter
2-Leiter Gleichstrom

shielded
bündig
M12 × 1 | 2 mm

shielded
bündig
M12 × 1 | 2 mm

shielded
bündig
M12 × 1 | 4 mm

standard

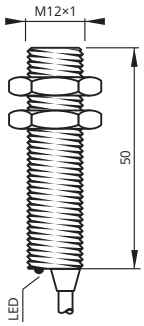

standard

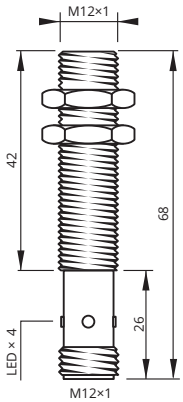

increased
erhöht

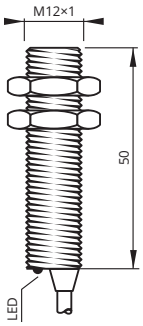

Sensing distance S_n	Schaltabstand S_n	2 mm		2 mm		4 mm	
Operating voltage	Betriebsspannung	10...55 V_{DC}		10...55 V_{DC}		10...55 V_{DC}	
Reverse polarity protection	Verpolungsschutz	built-in	integriert	built-in	integriert	built-in	integriert
Current consumption	Stromverbrauch	<8 mA		<8 mA		<8 mA	
Current load capability	Ausgangsbelastbarkeit	200 mA		200 mA		200 mA	
Short circuit protection	Kurzschlussschutz	built-in	integriert	built-in	integriert	built-in	integriert
Voltage drop	Spannungsabfall	<1.5 V @ 200 mA		<1.5 V @ 200 mA		<1.5 V @ 200 mA	
Switching frequency	Schaltfrequenz	2000 Hz		2000 Hz		1000 Hz	
Correction factor	Korrekturfaktor	Alu 0.45 · Brs 0.50 · SS 0.85		Alu 0.45 · Brs 0.50 · SS 0.85		Alu 0.45 · Brs 0.50 · SS 0.85	
Operating temperature	Betriebstemperatur	–25...+75 °C		–25...+75 °C		–25...+75 °C	
Protection class	Schutzklasse	IP67		IP67		IP67	
Sensing face material	Sensorflächenwerkstoff	POM		POM		POM	
Housing material	Gehäusewerkstoff	brass	Messing	brass	Messing	brass	Messing
Switching indicator	Schaltanzeige	built-in	integriert	built-in	integriert	built-in	integriert
Connection	Anschluss	PVC, ultra-flex		conn. M12	M12-Stecker	PVC, ultra-flex	
Article code NO	⁄_	IPS12-S2DO50-A2P		IPS12-S2DO68-A12		IPS12-S4DO50-A2P	
Article code NC	⁄⊥	IPS12-S2DC50-A2P		IPS12-S2DC68-A12		IPS12-S4DC50-A2P	

Mind O ≠ 0, I ≠ l ≠ 1, S ≠ 5, B ≠ 8.

O ≠ 0, I ≠ l ≠ 1, S ≠ 5, B ≠ 8 beachten.

shielded bündig **M12 × 1 | 4 mm**	unshielded nicht bündig **M12 × 1 | 4 mm**	unshielded nicht bündig **M12 × 1 | 4 mm**	shielded bündig **M12 × 1 | 8 mm**	unshielded nicht bündig **M12 × 1 | 8 mm**
increased erhöht	standard	standard	increased erhöht	increased erhöht
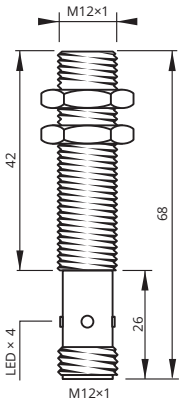	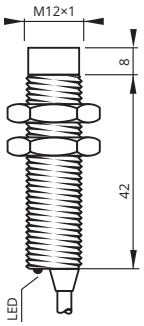	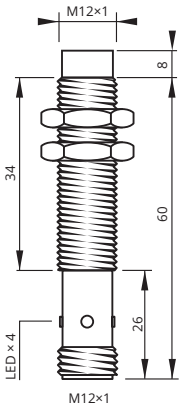	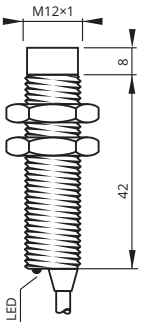	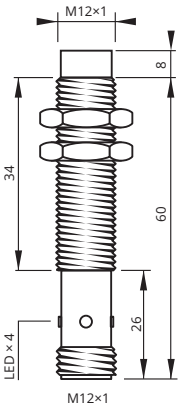

4 mm		**4 mm**		**4 mm**		**8 mm**		**8 mm**	
10...55 V_{DC}		10...55 V_{DC}		10...55 V_{DC}		10...55 V_{DC}		10...55 V_{DC}	
built-in	integriert	built-in	integriert	built-in	integriert	built-in	integriert	built-in	integriert
<8 mA		<8 mA		<8 mA		<8 mA		<8 mA	
200 mA		200 mA		200 mA		200 mA		200 mA	
built-in	integriert	built-in	integriert	built-in	integriert	built-in	integriert	built-in	integriert
<1.5 V @ 200 mA		<1.5 V @ 200 mA		<1.5 V @ 200 mA		<1.5 V @ 200 mA		<1.5 V @ 200 mA	
1000 Hz		1000 Hz		1000 Hz		1000 Hz		500 Hz	
Alu 0.45 · Brs 0.50 · SS 0.85		Alu 0.45 · Brs 0.50 · SS 0.85		Alu 0.45 · Brs 0.50 · SS 0.85		Alu 0.45 · Brs 0.50 · SS 0.85		Alu 0.45 · Brs 0.50 · SS 0.85	
–25...+75 °C		–25...+75 °C		–25...+75 °C		–25...+75 °C		–25...+75 °C	
IP67		IP67		IP67		IP67		IP67	
POM		POM		POM		POM		POM	
brass	Messing	brass	Messing	brass	Messing	brass	Messing	brass	Messing
built-in	integriert	built-in	integriert	built-in	integriert	built-in	integriert	built-in	integriert
conn. M12	M12-Stecker	PVC, ultra-flex		conn. M12	M12-Stecker	PVC, ultra-flex		conn. M12	M12-Stecker
IPS12-S4DO68-A12		IPS12-N4DO50-A2P		IPS12-N4DO68-A12		IPS12-N8DO50-A2P		IPS12-N8DO68-A12	
IPS12-S4DC68-A12		IPS12-N4DC50-A2P		IPS12-N4DC68-A12		IPS12-N8DC50-A2P		IPS12-N8DC68-A12	

Xecro reserves the right to make minor changes without prior notification.
Xecro behält sich das Recht auf geringe Änderungen ohne Ankündigung vor.

Inductive Proximity Switch
2-Wire Direct Current

Induktive Näherungsschalter
2-Leiter Gleichstrom

shielded
bündig
M18 × 1 | 5 mm

shielded
bündig
M18 × 1 | 5 mm

shielded
bündig
M18 × 1 | 8 mm

standard

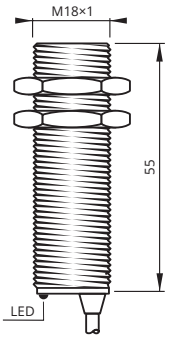

standard

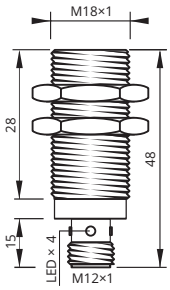

increased
erhöht

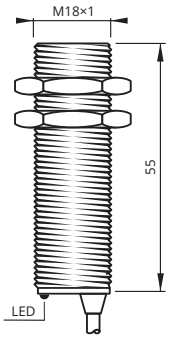

Sensing distance S_n	Schaltabstand S_n	5 mm		5 mm		8 mm	
Operating voltage	Betriebsspannung	10...55 V_{DC}		10...55 V_{DC}		10...55 V_{DC}	
Reverse polarity protection	Verpolungsschutz	built-in	integriert	built-in	integriert	built-in	integriert
Current consumption	Stromverbrauch	<8 mA		<8 mA		<8 mA	
Current load capability	Ausgangsbelastbarkeit	200 mA		200 mA		200 mA	
Short circuit protection	Kurzschlussschutz	built-in	integriert	built-in	integriert	built-in	integriert
Voltage drop	Spannungsabfall	<1.5 V @ 200 mA		<1.5 V @ 200 mA		<1.5 V @ 200 mA	
Switching frequency	Schaltfrequenz	1000 Hz		1000 Hz		500 Hz	
Correction factor	Korrekturfaktor	Alu 0.45 · Brs 0.50 · SS 0.85		Alu 0.45 · Brs 0.50 · SS 0.85		Alu 0.45 · Brs 0.50 · SS 0.85	
Operating temperature	Betriebstemperatur	–25...+75 °C		–25...+75 °C		–25...+75 °C	
Protection class	Schutzklasse	IP67		IP67		IP67	
Sensing face material	Sensorflächenwerkstoff	POM		POM		POM	
Housing material	Gehäusewerkstoff	brass	Messing	brass	Messing	brass	Messing
Switching indicator	Schaltanzeige	built-in	integriert	built-in	integriert	built-in	integriert
Connection	Anschluss	PVC, ultra-flex		conn. M12	M12-Stecker	PVC, ultra-flex	
Article code NO	⁄_	IPS18-S5DO55-A2P		IPS18-S5DO79-A12		IPS18-S8DO55-A2P	
Article code NC	⁄L	IPS18-S5DC55-A2P		IPS18-S5DC79-A12		IPS18-S8DC55-A2P	

Mind O ≠ 0, I ≠ l ≠ 1, S ≠ 5, B ≠ 8.

O ≠ 0, I ≠ l ≠ 1, S ≠ 5, B ≠ 8 beachten.

shielded bündig **M18 × 1 | 8 mm**	unshielded nicht bündig **M18 × 1 | 8 mm**	unshielded nicht bündig **M18 × 1 | 8 mm**	unshielded nicht bündig **M18 × 1 | 16 mm**	unshielded nicht bündig **M18 × 1 | 16 mm**
increased erhöht	standard	standard	increased erhöht	increased erhöht
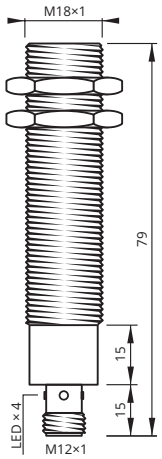	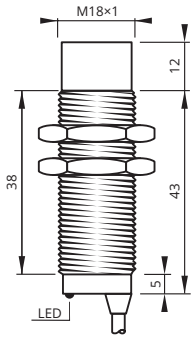	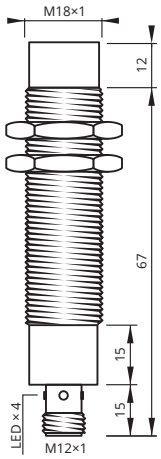	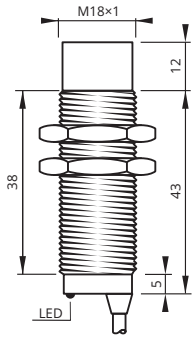	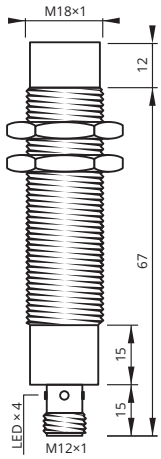

8 mm	**8 mm**	**8 mm**	**16 mm**	**16 mm**
10...55 V_{DC}	10...55 V_{DC}	10...55 V_{DC}	10...55 V_{DC}	10...55 V_{DC}
built-in integriert	built-in integriert	built-in integriert	built-in integriert	built-in integriert
<8 mA	<8 mA	<8 mA	<8 mA	<8 mA
200 mA	200 mA	200 mA	200 mA	200 mA
built-in integriert	built-in integriert	built-in integriert	built-in integriert	built-in integriert
<1.5 V @ 200 mA	<1.5 V @ 200 mA	<1.5 V @ 200 mA	<1.5 V @ 200 mA	<1.5 V @ 200 mA
500 Hz	500 Hz	500 Hz	150 Hz	150 Hz
Alu 0.45 · Brs 0.50 · SS 0.85	Alu 0.45 · Brs 0.50 · SS 0.85	Alu 0.45 · Brs 0.50 · SS 0.85	Alu 0.45 · Brs 0.50 · SS 0.85	Alu 0.45 · Brs 0.50 · SS 0.85
–25...+75 °C	–25...+75 °C	–25...+75 °C	–25...+75 °C	–25...+75 °C
IP67	IP67	IP67	IP67	IP67
POM	POM	POM	POM	POM
brass Messing	brass Messing	brass Messing	brass Messing	brass Messing
built-in integriert	built-in integriert	built-in integriert	built-in integriert	built-in integriert
conn. M12 M12-Stecker	PVC, ultra-flex	conn. M12 M12-Stecker	PVC, ultra-flex	conn. M12 M12-Stecker
IPS18-S8DO79-A12	IPS18-N8DO55-A2P	IPS18-N8DO79-A12	IPS18-N16DO55-A2P	IPS18-N16DO79-A12
IPS18-S8DC79-A12	IPS18-N8DC55-A2P	IPS18-N8DC79-A12	IPS18-N16DC55-A2P	IPS18-N16DC79-A12

Xecro reserves the right to make minor changes without prior notification.
Xecro behält sich das Recht auf geringe Änderungen ohne Ankündigung vor.

Inductive Proximity Switch
2-Wire Direct Current

Induktive Näherungsschalter
2-Leiter Gleichstrom

shielded
bündig
M30 × 1.5 | 10 mm

shielded
bündig
M30 × 1.5 | 10 mm

shielded
bündig
M30 × 1.5 | 10 mm

standard

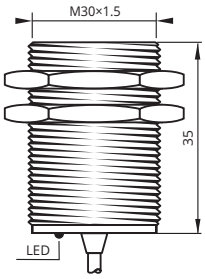

standard

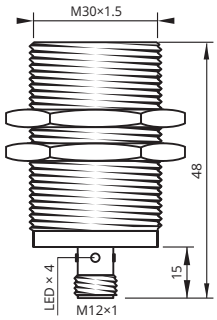

standard

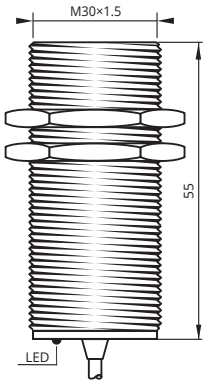

Sensing distance S_n	Schaltabstand S_n	10 mm		10 mm		10 mm	
Operating voltage	Betriebsspannung	10...55 V_{DC}		10...55 V_{DC}		10...55 V_{DC}	
Reverse polarity protection	Verpolungsschutz	built-in	integriert	built-in	integriert	built-in	integriert
Current consumption	Stromverbrauch	<8 mA		<8 mA		<8 mA	
Current load capability	Ausgangsbelastbarkeit	200 mA		200 mA		200 mA	
Short circuit protection	Kurzschlussschutz	built-in	integriert	built-in	integriert	built-in	integriert
Voltage drop	Spannungsabfall	<1.5 V @ 200 mA		<1.5 V @ 200 mA		<1.5 V @ 200 mA	
Switching frequency	Schaltfrequenz	300 Hz		300 Hz		300 Hz	
Correction factor	Korrekturfaktor	Alu 0.45 · Brs 0.50 · SS 0.85		Alu 0.45 · Brs 0.50 · SS 0.85		Alu 0.45 · Brs 0.50 · SS 0.85	
Operating temperature	Betriebstemperatur	–25...+75 °C		–25...+75 °C		–25...+75 °C	
Protection class	Schutzklasse	IP67		IP67		IP67	
Sensing face material	Sensorflächenwerkstoff	POM		POM		POM	
Housing material	Gehäusewerkstoff	brass	Messing	brass	Messing	brass	Messing
Switching indicator	Schaltanzeige	built-in	integriert	built-in	integriert	built-in	integriert
Connection	Anschluss	PVC, ultra-flex		conn. M12	M12-Stecker	PVC, ultra-flex	
Article code NO	⎍	IPS30-S10DO35-A2P		IPS30-S10DO48-A12		IPS30-S10DO55-A2P	
Article code NC	⎍	IPS30-S10DC35-A2P		IPS30-S10DC48-A12		IPS30-S10DC55-A2P	

Mind O ≠ 0, I ≠ l ≠ 1, S ≠ 5, B ≠ 8.

O ≠ 0, I ≠ l ≠ 1, S ≠ 5, B ≠ 8 beachten.

shielded bündig **M30 × 1.5 | 10 mm**	unshielded nicht bündig **M30 × 1.5 | 15 mm**	unshielded nicht bündig **M30 × 1.5 | 15 mm**	unshielded nicht bündig **M30 × 1.5 | 15 mm**	unshielded nicht bündig **M30 × 1.5 | 15 mm**
standard	standard	standard	standard	standard
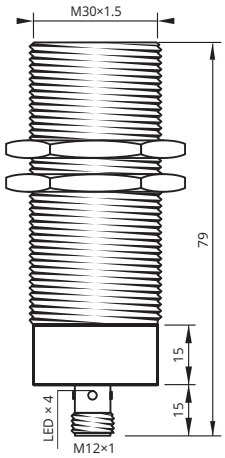	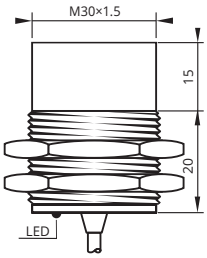	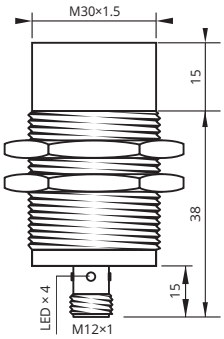	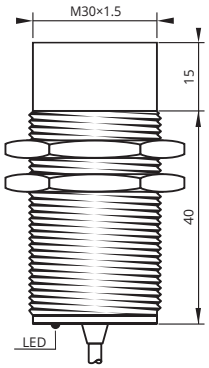	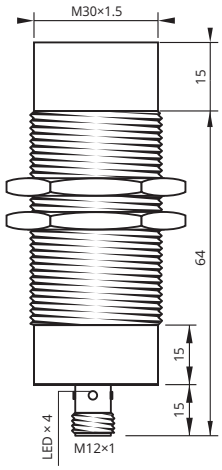

10 mm		15 mm		15 mm		15 mm		15 mm	
10...55 V_{DC}		10...55 V_{DC}		10...55 V_{DC}		10...55 V_{DC}		10...55 V_{DC}	
built-in	integriert	built-in	integriert	built-in	integriert	built-in	integriert	built-in	integriert
<8 mA		<8 mA		<8 mA		<8 mA		<8 mA	
200 mA		200 mA		200 mA		200 mA		200 mA	
built-in	integriert	built-in	integriert	built-in	integriert	built-in	integriert	built-in	integriert
<1.5 V @ 200 mA		<1.5 V @ 200 mA		<1.5 V @ 200 mA		<1.5 V @ 200 mA		<1.5 V @ 200 mA	
300 Hz		150 Hz		150 Hz		150 Hz		150 Hz	
Alu 0.45 · Brs 0.50 · SS 0.85		Alu 0.45 · Brs 0.50 · SS 0.85		Alu 0.45 · Brs 0.50 · SS 0.85		Alu 0.45 · Brs 0.50 · SS 0.85		Alu 0.45 · Brs 0.50 · SS 0.85	
–25...+75 °C		–25...+75 °C		–25...+75 °C		–25...+75 °C		–25...+75 °C	
IP67		IP67		IP67		IP67		IP67	
POM		POM		POM		POM		POM	
brass	Messing	brass	Messing	brass	Messing	brass	Messing	brass	Messing
built-in	integriert	built-in	integriert	built-in	integriert	built-in	integriert	built-in	integriert
conn. M12	M12-Stecker	PVC, ultra-flex		conn. M12	M12-Stecker	PVC, ultra-flex		conn. M12	M12-Stecker
IPS30-S10DO79-A12		IPS30-N15DO35-A2P		IPS30-N15DO53-A12		IPS30-N15DO55-A2P		IPS30-N15DO79-A12	
IPS30-S10DC79-A12		IPS30-N15DC35-A2P		IPS30-N15DC53-A12		IPS30-N15DC55-A2P		IPS30-N15DC79-A12	

Xecro reserves the right to make minor changes without prior notification.
Xecro behält sich das Recht auf geringe Änderungen ohne Ankündigung vor.

Inductive Proximity Switch
2-Wire Direct Current

Induktive Näherungsschalter
2-Leiter Gleichstrom

shielded
bündig
M30 × 1.5 | 16 mm

shielded
bündig
M30 × 1.5 | 16 mm

shielded
bündig
M30 × 1.5 | 16 mm

increased
erhöht

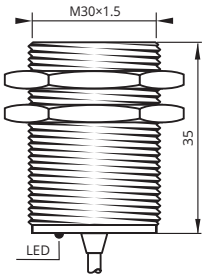

increased
erhöht

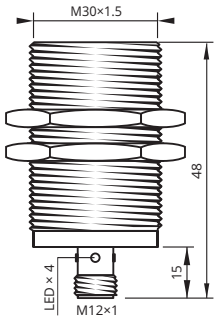

increased
erhöht

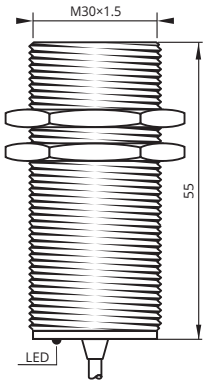

Sensing distance S_n	**Schaltabstand S_n**	**16 mm**		**16 mm**		**16 mm**	
Operating voltage	Betriebsspannung	10...55 V_{DC}		10...55 V_{DC}		10...55 V_{DC}	
Reverse polarity protection	Verpolungsschutz	built-in	integriert	built-in	integriert	built-in	integriert
Current consumption	Stromverbrauch	<8 mA		<8 mA		<8 mA	
Current load capability	Ausgangsbelastbarkeit	200 mA		200 mA		200 mA	
Short circuit protection	Kurzschlussschutz	built-in	integriert	built-in	integriert	built-in	integriert
Voltage drop	Spannungsabfall	<1.5 V @ 200 mA		<1.5 V @ 200 mA		<1.5 V @ 200 mA	
Switching frequency	Schaltfrequenz	150 Hz		150 Hz		150 Hz	
Correction factor	Korrekturfaktor	Alu 0.45 · Brs 0.50 · SS 0.85		Alu 0.45 · Brs 0.50 · SS 0.85		Alu 0.45 · Brs 0.50 · SS 0.85	
Operating temperature	Betriebstemperatur	–25...+75 °C		–25...+75 °C		–25...+75 °C	
Protection class	Schutzklasse	IP67		IP67		IP67	
Sensing face material	Sensorflächenwerkstoff	POM		POM		POM	
Housing material	Gehäusewerkstoff	brass	Messing	brass	Messing	brass	Messing
Switching indicator	Schaltanzeige	built-in	integriert	built-in	integriert	built-in	integriert
Connection	Anschluss	PVC, ultra-flex		conn. M12	M12-Stecker	PVC, ultra-flex	
Article code NO	⎍	IPS30-S16DO35-A2P		IPS30-S16DO48-A12		IPS30-S16DO55-A2P	
Article code NC	⎍	IPS30-S16DC35-A2P		IPS30-S16DC48-A12		IPS30-S16DC55-A2P	

Mind O ≠ 0, I ≠ l ≠ 1, S ≠ 5, B ≠ 8.

O ≠ 0, I ≠ l ≠ 1, S ≠ 5, B ≠ 8 beachten.

shielded bündig **M30 × 1.5 | 16 mm**	unshielded nicht bündig **M30 × 1.5 | 25 mm**	unshielded nicht bündig **M30 × 1.5 | 25 mm**	unshielded nicht bündig **M30 × 1.5 | 25 mm**	unshielded nicht bündig **M30 × 1.5 | 25 mm**
increased erhöht	standard	standard	increased erhöht	increased erhöht
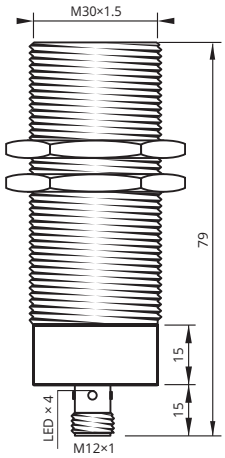	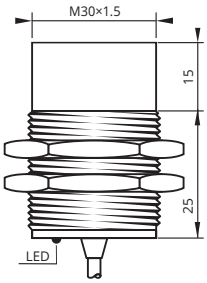	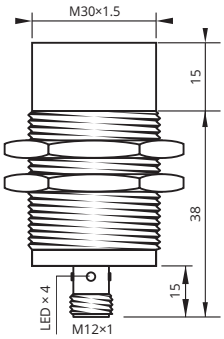	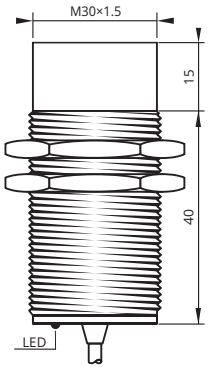	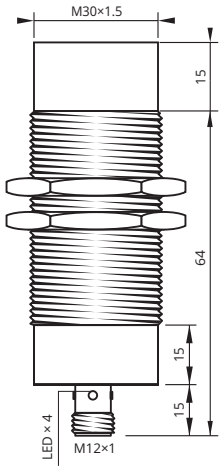

16 mm		**25 mm**		**25 mm**		**25 mm**		**25 mm**	
10...55 V_{DC}		10...55 V_{DC}		10...55 V_{DC}		10...55 V_{DC}		10...55 V_{DC}	
built-in	integriert	built-in	integriert	built-in	integriert	built-in	integriert	built-in	integriert
<8 mA		<8 mA		<8 mA		<8 mA		<8 mA	
200 mA		200 mA		200 mA		200 mA		200 mA	
built-in	integriert	built-in	integriert	built-in	integriert	built-in	integriert	built-in	integriert
<1.5 V @ 200 mA		<1.5 V @ 200 mA		<1.5 V @ 200 mA		<1.5 V @ 200 mA		<1.5 V @ 200 mA	
150 Hz		150 Hz		150 Hz		100 Hz		100 Hz	
Alu 0.45 · Brs 0.50 · SS 0.85		Alu 0.45 · Brs 0.50 · SS 0.85		Alu 0.45 · Brs 0.50 · SS 0.85		Alu 0.45 · Brs 0.50 · SS 0.85		Alu 0.45 · Brs 0.50 · SS 0.85	
–25...+75 °C		–25...+75 °C		–25...+75 °C		–25...+75 °C		–25...+75 °C	
IP67		IP67		IP67		IP67		IP67	
POM		POM		POM		POM		POM	
brass	Messing	brass	Messing	brass	Messing	brass	Messing	brass	Messing
built-in	integriert	built-in	integriert	built-in	integriert	built-in	integriert	built-in	integriert
conn. M12	M12-Stecker	PVC, ultra-flex		conn. M12	M12-Stecker	PVC, ultra-flex		conn. M12	M12-Stecker
IPS30-S16DO79-A12		IPS30-N25DO40-A2P		IPS30-N25DO53-A12		IPS30-N25DO55-A2P		IPS30-N25DO79-A12	
IPS30-S16DC79-A12		IPS30-N25DC40-A2P		IPS30-N25DC53-A12		IPS30-N25DC55-A2P		IPS30-N25DC79-A12	

Xecro reserves the right to make minor changes without prior notification.
Xecro behält sich das Recht auf geringe Änderungen ohne Ankündigung vor.

Inductive Proximity Switch
2-Wire Direct Current

Induktive Näherungsschalter
2-Leiter Gleichstrom

shielded
bündig
40 × 40 mm | 15 mm

standard

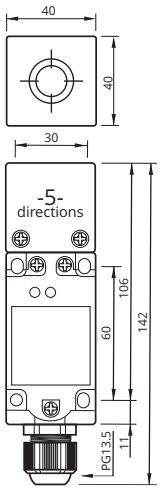

shielded
bündig
40 × 40 mm | 20 mm

increased
erhöht

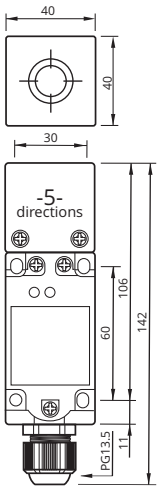

unshielded
nicht bündig
40 × 40 mm | 30 mm

increased
erhöht

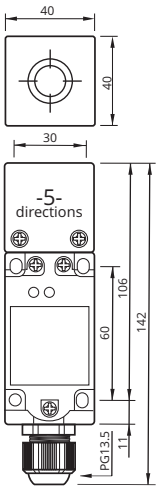

Sensing distance S_n	Schaltabstand S_n	15 mm		20 mm		30 mm	
Operating voltage	Betriebsspannung	10...55 V_{DC}		10...55 V_{DC}		10...55 V_{DC}	
Reverse polarity protection	Verpolungsschutz	built-in	integriert	built-in	integriert	built-in	integriert
Current consumption	Stromverbrauch	<11 mA		<11 mA		<11 mA	
Current load capability	Ausgangsbelastbarkeit	200 mA		200 mA		200 mA	
Short circuit protection	Kurzschlussschutz	built-in	integriert	built-in	integriert	built-in	integriert
Voltage drop	Spannungsabfall	<2 V @ 200 mA		<2 V @ 200 mA		<2 V @ 200 mA	
Switching frequency	Schaltfrequenz	120 Hz		120 Hz		120 Hz	
Correction factor	Korrekturfaktor	Alu 0.45 · Brs 0.50 · SS 0.85		Alu 0.45 · Brs 0.50 · SS 0.85		Alu 0.45 · Brs 0.50 · SS 0.85	
Operating temperature	Betriebstemperatur	–25...+75 °C		–25...+75 °C		–25...+75 °C	
Protection class	Schutzklasse	IP67		IP67		IP67	
Sensing face material	Sensorflächenwerkstoff	PBT		PBT		PBT	
Housing material	Gehäusewerkstoff	PBT		PBT		PBT	
Switching indicator	Schaltanzeige	built-in	integriert	built-in	integriert	built-in	integriert
Connection	Anschluss	terminal	Klemme	terminal	Klemme	terminal	Klemme
Article code NO	⎍	IPS40-S15DOL-PG13		IPS40-S20DOL-PG13		IPS40-N30DOL-PG13	
Article code NC	⎍	IPS40-S15DCL-PG13		IPS40-S20DCL-PG13		IPS40-N30DCL-PG13	

Mind O ≠ 0, I ≠ l ≠ 1, S ≠ 5, B ≠ 8.

O ≠ 0, I ≠ l ≠ 1, S ≠ 5, B ≠ 8 beachten.

Xecro reserves the right to make minor changes without prior notification.
Xecro behält sich das Recht auf geringe Änderungen ohne Ankündigung vor.

Inductive Proximity Switch
2-Wire Universal Current

Induktive Näherungsschalter
2-Leiter Allstrom

shielded
bündig
M12 × 1 | 2 mm

shielded
bündig
M12 × 1 | 2 mm

shielded
bündig
M12 × 1 | 4 mm

standard

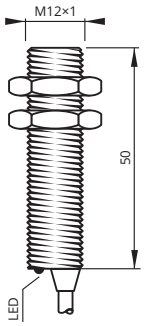

standard

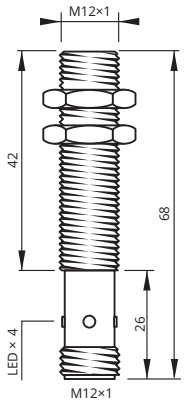

increased
erhöht

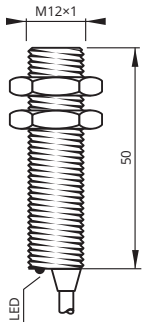

Sensing distance S_n	Schaltabstand S_n	2 mm		2 mm		4 mm	
Operating voltage	Betriebsspannung	24...255 V_{DC} | V_{AC}		24...255 V_{DC} | V_{AC}		24...255 V_{DC} | V_{AC}	
Reverse polarity protection	Verpolungsschutz	built-in	integriert	built-in	integriert	built-in	integriert
Current consumption	Stromverbrauch	<8 mA		<8 mA		<8 mA	
Current load capability	Ausgangsbelastbarkeit	200 mA		200 mA		200 mA	
Short circuit protection	Kurzschlussschutz	built-in	integriert	built-in	integriert	built-in	integriert
Voltage drop	Spannungsabfall	<1.5 V @ 200 mA		<1.5 V @ 200 mA		<1.5 V @ 200 mA	
Switching frequency	Schaltfrequenz	2000 Hz		2000 Hz		1000 Hz	
Correction factor	Korrekturfaktor	Alu 0.45 · Brs 0.50 · SS 0.85		Alu 0.45 · Brs 0.50 · SS 0.85		Alu 0.45 · Brs 0.50 · SS 0.85	
Operating temperature	Betriebstemperatur	–25...+75 °C		–25...+75 °C		–25...+75 °C	
Protection class	Schutzklasse	IP67		IP67		IP67	
Sensing face material	Sensorflächenwerkstoff	POM		POM		POM	
Housing material	Gehäusewerkstoff	brass	Messing	brass	Messing	brass	Messing
Switching indicator	Schaltanzeige	built-in	integriert	built-in	integriert	built-in	integriert
Connection	Anschluss	PVC, ultra-flex		conn. M12	M12-Stecker	PVC, ultra-flex	
Article code NO	⁄_	IPS12-S2UO50-A2P		IPS12-S2UO68-A12		IPS12-S4UO50-A2P	
Article code NC	⁄⊥	IPS12-S2UC50-A2P		IPS12-S2UC68-A12		IPS12-S4UC50-A2P	

Mind O ≠ 0, I ≠ l ≠ 1, S ≠ 5, B ≠ 8.

O ≠ 0, I ≠ l ≠ 1, S ≠ 5, B ≠ 8 beachten.

shielded bündig **M12 × 1 | 4 mm**	unshielded nicht bündig **M12 × 1 | 4 mm**	unshielded nicht bündig **M12 × 1 | 4 mm**	shielded bündig **M12 × 1 | 8 mm**	unshielded nicht bündig **M12 × 1 | 8 mm**
increased erhöht	standard	standard	increased erhöht	increased erhöht
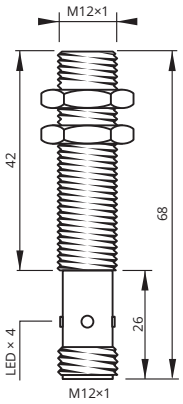	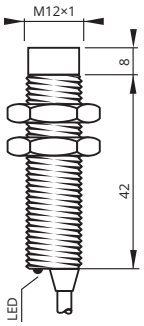	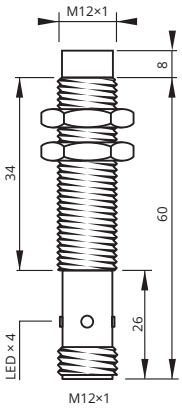	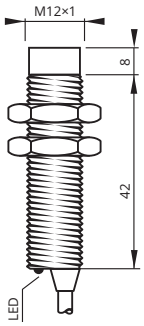	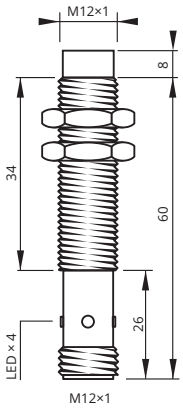

4 mm	4 mm	4 mm	8 mm	8 mm
24...255 V_{DC}|V_{AC}	24...255 V_{DC}|V_{AC}	24...255 V_{DC}|V_{AC}	24...255 V_{DC}|V_{AC}	24...255 V_{DC}|V_{AC}
built-in integriert	built-in integriert	built-in integriert	built-in integriert	built-in integriert
<8 mA	<8 mA	<8 mA	<8 mA	<8 mA
200 mA	200 mA	200 mA	200 mA	200 mA
built-in integriert	built-in integriert	built-in integriert	built-in integriert	built-in integriert
<1.5 V @ 200 mA	<1.5 V @ 200 mA	<1.5 V @ 200 mA	<1.5 V @ 200 mA	<1.5 V @ 200 mA
1000 Hz	1000 Hz	1000 Hz	1000 Hz	500 Hz
Alu 0.45 · Brs 0.50 · SS 0.85	Alu 0.45 · Brs 0.50 · SS 0.85	Alu 0.45 · Brs 0.50 · SS 0.85	Alu 0.45 · Brs 0.50 · SS 0.85	Alu 0.45 · Brs 0.50 · SS 0.85
–25...+75 °C	–25...+75 °C	–25...+75 °C	–25...+75 °C	–25...+75 °C
IP67	IP67	IP67	IP67	IP67
POM	POM	POM	POM	POM
brass Messing	brass Messing	brass Messing	brass Messing	brass Messing
built-in integriert	built-in integriert	built-in integriert	built-in integriert	built-in integriert
conn. M12 M12-Stecker	PVC, ultra-flex	conn. M12 M12-Stecker	PVC, ultra-flex	conn. M12 M12-Stecker
IPS12-S4UO68-A12	IPS12-N4UO50-A2P	IPS12-N4UO68-A12	IPS12-N8UO50-A2P	IPS12-N8UO68-A12
IPS12-S4UC68-A12	IPS12-N4UC50-A2P	IPS12-N4UC68-A12	IPS12-N8UC50-A2P	IPS12-N8UC68-A12

Xecro reserves the right to make minor changes without prior notification.
Xecro behält sich das Recht auf geringe Änderungen ohne Ankündigung vor.

Inductive Proximity Switch
2-Wire Universal Current

Induktive Näherungsschalter
2-Leiter Allstrom

shielded
bündig
M18 × 1 | 5 mm

shielded
bündig
M18 × 1 | 5 mm

shielded
bündig
M18 × 1 | 8 mm

standard

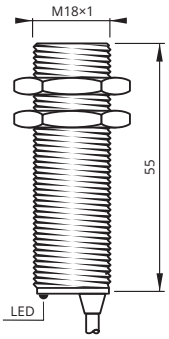

standard

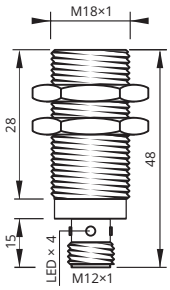

increased
erhöht

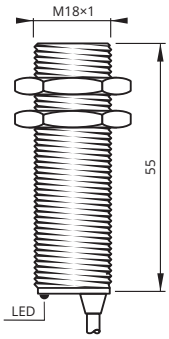

Sensing distance S_n	Schaltabstand S_n	5 mm		5 mm		8 mm	
Operating voltage	Betriebsspannung	24...255 V_{DC} | V_{AC}		24...255 V_{DC} | V_{AC}		24...255 V_{DC} | V_{AC}	
Reverse polarity protection	Verpolungsschutz	built-in	integriert	built-in	integriert	built-in	integriert
Current consumption	Stromverbrauch	<8 mA		<8 mA		<8 mA	
Current load capability	Ausgangsbelastbarkeit	200 mA		200 mA		200 mA	
Short circuit protection	Kurzschlussschutz	built-in	integriert	built-in	integriert	built-in	integriert
Voltage drop	Spannungsabfall	<1.5 V @ 200 mA		<1.5 V @ 200 mA		<1.5 V @ 200 mA	
Switching frequency	Schaltfrequenz	1000 Hz		1000 Hz		500 Hz	
Correction factor	Korrekturfaktor	Alu 0.45 · Brs 0.50 · SS 0.85		Alu 0.45 · Brs 0.50 · SS 0.85		Alu 0.45 · Brs 0.50 · SS 0.85	
Operating temperature	Betriebstemperatur	–25...+75 °C		–25...+75 °C		–25...+75 °C	
Protection class	Schutzklasse	IP67		IP67		IP67	
Sensing face material	Sensorflächenwerkstoff	POM		POM		POM	
Housing material	Gehäusewerkstoff	brass	Messing	brass	Messing	brass	Messing
Switching indicator	Schaltanzeige	built-in	integriert	built-in	integriert	built-in	integriert
Connection	Anschluss	PVC, ultra-flex		conn. M12	M12-Stecker	PVC, ultra-flex	
Article code NO	⁄_	IPS18-S5UO55-A2P		IPS18-S5UO79-A12		IPS18-S8UO55-A2P	
Article code NC	⁄⊥	IPS18-S5UC55-A2P		IPS18-S5UC79-A12		IPS18-S8UC55-A2P	

Mind O ≠ 0, I ≠ l ≠ 1, S ≠ 5, B ≠ 8.

O ≠ 0, I ≠ l ≠ 1, S ≠ 5, B ≠ 8 beachten.

shielded bündig **M18 × 1 | 8 mm**	unshielded nicht bündig **M18 × 1 | 8 mm**	unshielded nicht bündig **M18 × 1 | 8 mm**	unshielded nicht bündig **M18 × 1 | 16 mm**	unshielded nicht bündig **M18 × 1 | 16 mm**
increased erhöht	standard	standard	increased erhöht	increased erhöht
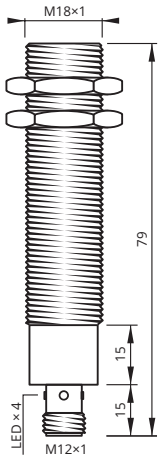	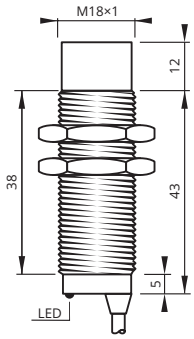	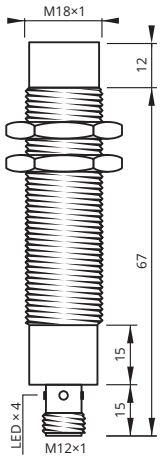	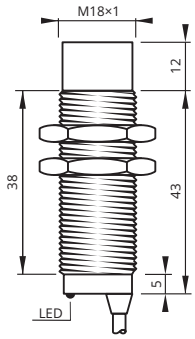	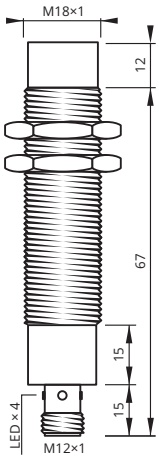

8 mm		**8 mm**		**8 mm**		**16 mm**		**16 mm**	
24...255 V_{DC}|V_{AC}		24...255 V_{DC}|V_{AC}		24...255 V_{DC}|V_{AC}		24...255 V_{DC}|V_{AC}		24...255 V_{DC}|V_{AC}	
built-in	integriert	built-in	integriert	built-in	integriert	built-in	integriert	built-in	integriert
<8 mA		<8 mA		<8 mA		<8 mA		<8 mA	
200 mA		200 mA		200 mA		200 mA		200 mA	
built-in	integriert	built-in	integriert	built-in	integriert	built-in	integriert	built-in	integriert
<1.5 V @ 200 mA		<1.5 V @ 200 mA		<1.5 V @ 200 mA		<1.5 V @ 200 mA		<1.5 V @ 200 mA	
500 Hz		500 Hz		500 Hz		150 Hz		150 Hz	
Alu 0.45 · Brs 0.50 · SS 0.85		Alu 0.45 · Brs 0.50 · SS 0.85		Alu 0.45 · Brs 0.50 · SS 0.85		Alu 0.45 · Brs 0.50 · SS 0.85		Alu 0.45 · Brs 0.50 · SS 0.85	
–25...+75 °C		–25...+75 °C		–25...+75 °C		–25...+75 °C		–25...+75 °C	
IP67		IP67		IP67		IP67		IP67	
POM		POM		POM		POM		POM	
brass	Messing	brass	Messing	brass	Messing	brass	Messing	brass	Messing
built-in	integriert	built-in	integriert	built-in	integriert	built-in	integriert	built-in	integriert
conn. M12	M12-Stecker	PVC, ultra-flex		conn. M12	M12-Stecker	PVC, ultra-flex		conn. M12	M12-Stecker
IPS18-S8UO79-A12		IPS18-N8UO55-A2P		IPS18-N8UO79-A12		IPS18-N16UO55-A2P		IPS18-N16UO79-A12	
IPS18-S8UC79-A12		IPS18-N8UC55-A2P		IPS18-N8UC79-A12		IPS18-N16UC55-A2P		IPS18-N16UC79-A12	

Xecro reserves the right to make minor changes without prior notification.
Xecro behält sich das Recht auf geringe Änderungen ohne Ankündigung vor.

Inductive Proximity Switch
2-Wire Universal Current

Induktive Näherungsschalter
2-Leiter Allstrom

shielded
bündig
M30 × 1.5 | 10 mm

shielded
bündig
M30 × 1.5 | 10 mm

shielded
bündig
M30 × 1.5 | 10 mm

standard

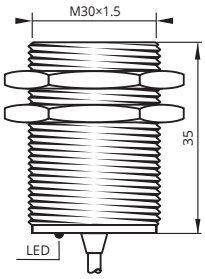

standard

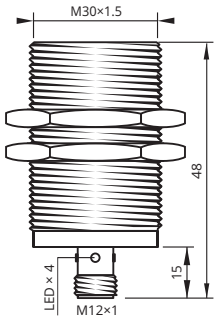

standard

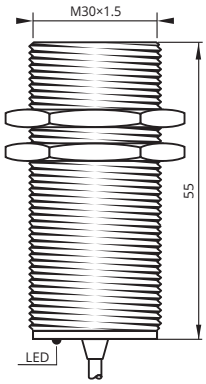

Sensing distance S_n	Schaltabstand S_n	10 mm		10 mm		10 mm	
Operating voltage	Betriebsspannung	24...255 V_{DC} | V_{AC}		24...255 V_{DC} | V_{AC}		24...255 V_{DC} | V_{AC}	
Reverse polarity protection	Verpolungsschutz	built-in	integriert	built-in	integriert	built-in	integriert
Current consumption	Stromverbrauch	<8 mA		<8 mA		<8 mA	
Current load capability	Ausgangsbelastbarkeit	200 mA		200 mA		200 mA	
Short circuit protection	Kurzschlussschutz	built-in	integriert	built-in	integriert	built-in	integriert
Voltage drop	Spannungsabfall	<1.5 V @ 200 mA		<1.5 V @ 200 mA		<1.5 V @ 200 mA	
Switching frequency	Schaltfrequenz	300 Hz		300 Hz		300 Hz	
Correction factor	Korrekturfaktor	Alu 0.45 · Brs 0.50 · SS 0.85		Alu 0.45 · Brs 0.50 · SS 0.85		Alu 0.45 · Brs 0.50 · SS 0.85	
Operating temperature	Betriebstemperatur	–25...+75 °C		–25...+75 °C		–25...+75 °C	
Protection class	Schutzklasse	IP67		IP67		IP67	
Sensing face material	Sensorflächenwerkstoff	POM		POM		POM	
Housing material	Gehäusewerkstoff	brass	Messing	brass	Messing	brass	Messing
Switching indicator	Schaltanzeige	built-in	integriert	built-in	integriert	built-in	integriert
Connection	Anschluss	PVC, ultra-flex		conn. M12	M12-Stecker	PVC, ultra-flex	
Article code NO	⎍	IPS30-S10UO35-A2P		IPS30-S10UO48-A12		IPS30-S10UO55-A2P	
Article code NC	⎍	IPS30-S10UC35-A2P		IPS30-S10UC48-A12		IPS30-S10UC55-A2P	

Mind O ≠ 0, I ≠ l ≠ 1, S ≠ 5, B ≠ 8.

O ≠ 0, I ≠ l ≠ 1, S ≠ 5, B ≠ 8 beachten.

shielded bündig **M30 × 1.5 | 10 mm**	unshielded nicht bündig **M30 × 1.5 | 15 mm**	unshielded nicht bündig **M30 × 1.5 | 15 mm**	unshielded nicht bündig **M30 × 1.5 | 15 mm**	unshielded nicht bündig **M30 × 1.5 | 15 mm**
standard	standard	standard	standard	standard
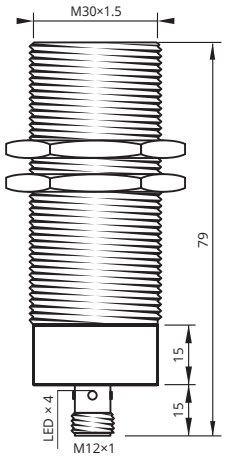	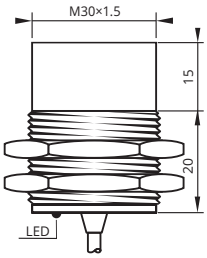	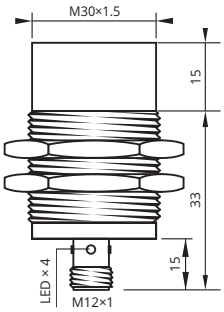	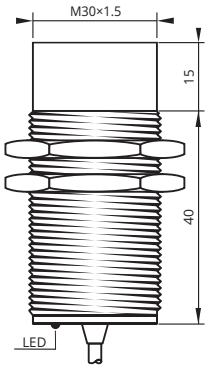	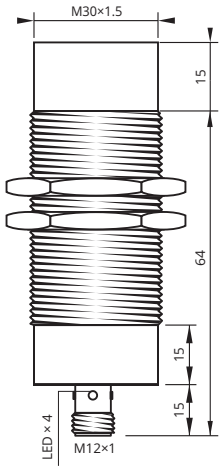

10 mm		**15 mm**		**15 mm**		**15 mm**		**15 mm**	
24...255 V_{DC}|V_{AC}		24...255 V_{DC}|V_{AC}		24...255 V_{DC}|V_{AC}		24...255 V_{DC}|V_{AC}		24...255 V_{DC}|V_{AC}	
built-in	integriert	built-in	integriert	built-in	integriert	built-in	integriert	built-in	integriert
<8 mA		<8 mA		<8 mA		<8 mA		<8 mA	
200 mA		200 mA		200 mA		200 mA		200 mA	
built-in	integriert	built-in	integriert	built-in	integriert	built-in	integriert	built-in	integriert
<1.5 V @ 200 mA		<1.5 V @ 200 mA		<1.5 V @ 200 mA		<1.5 V @ 200 mA		<1.5 V @ 200 mA	
300 Hz		150 Hz		150 Hz		150 Hz		150 Hz	
Alu 0.45 · Brs 0.50 · SS 0.85		Alu 0.45 · Brs 0.50 · SS 0.85		Alu 0.45 · Brs 0.50 · SS 0.85		Alu 0.45 · Brs 0.50 · SS 0.85		Alu 0.45 · Brs 0.50 · SS 0.85	
–25...+75 °C		–25...+75 °C		–25...+75 °C		–25...+75 °C		–25...+75 °C	
IP67		IP67		IP67		IP67		IP67	
POM		POM		POM		POM		POM	
brass	Messing	brass	Messing	brass	Messing	brass	Messing	brass	Messing
built-in	integriert	built-in	integriert	built-in	integriert	built-in	integriert	built-in	integriert
conn. M12	M12-Stecker	PVC, ultra-flex		conn. M12	M12-Stecker	PVC, ultra-flex		conn. M12	M12-Stecker
IPS30-S10UO79-A12		IPS30-N15UO35-A2P		IPS30-N15UO48-A12		IPS30-N15UO55-A2P		IPS30-N15UO79-A12	
IPS30-S10UC79-A12		IPS30-N15UC35-A2P		IPS30-N15UC48-A12		IPS30-N15UC55-A2P		IPS30-N15UC79-A12	

Xecro reserves the right to make minor changes without prior notification.
Xecro behält sich das Recht auf geringe Änderungen ohne Ankündigung vor.

Inductive Proximity Switch
2-Wire Universal Current

Induktive Näherungsschalter
2-Leiter Allstrom

shielded
bündig
M30 × 1.5 | 16 mm

shielded
bündig
M30 × 1.5 | 16 mm

shielded
bündig
M30 × 1.5 | 16 mm

increased
erhöht

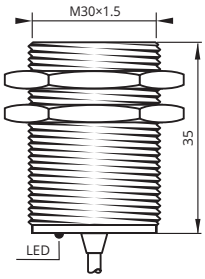

increased
erhöht

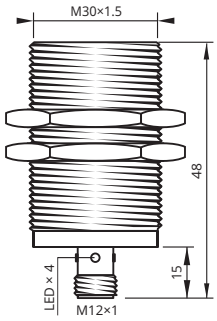

increased
erhöht

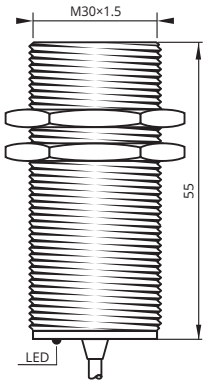

Sensing distance S_n	**Schaltabstand S_n**	**16 mm**		**16 mm**		**16 mm**	
Operating voltage	Betriebsspannung	24...255 V_{DC} | V_{AC}		24...255 V_{DC} | V_{AC}		24...255 V_{DC} | V_{AC}	
Reverse polarity protection	Verpolungsschutz	built-in	integriert	built-in	integriert	built-in	integriert
Current consumption	Stromverbrauch	<8 mA		<8 mA		<8 mA	
Current load capability	Ausgangsbelastbarkeit	200 mA		200 mA		200 mA	
Short circuit protection	Kurzschlussschutz	built-in	integriert	built-in	integriert	built-in	integriert
Voltage drop	Spannungsabfall	<1.5 V @ 200 mA		<1.5 V @ 200 mA		<1.5 V @ 200 mA	
Switching frequency	Schaltfrequenz	150 Hz		150 Hz		150 Hz	
Correction factor	Korrekturfaktor	Alu 0.45 · Brs 0.50 · SS 0.85		Alu 0.45 · Brs 0.50 · SS 0.85		Alu 0.45 · Brs 0.50 · SS 0.85	
Operating temperature	Betriebstemperatur	–25...+75 °C		–25...+75 °C		–25...+75 °C	
Protection class	Schutzklasse	IP67		IP67		IP67	
Sensing face material	Sensorflächenwerkstoff	POM		POM		POM	
Housing material	Gehäusewerkstoff	brass	Messing	brass	Messing	brass	Messing
Switching indicator	Schaltanzeige	built-in	integriert	built-in	integriert	built-in	integriert
Connection	Anschluss	PVC, ultra-flex		conn. M12	M12-Stecker	PVC, ultra-flex	
Article code NO	⁄_	IPS30-S16UO35-A2P		IPS30-S16UO48-A12		IPS30-S16UO55-A2P	
Article code NC	⁄⊥	IPS30-S16UC35-A2P		IPS30-S16UC48-A12		IPS30-S16UC55-A2P	

Mind O ≠ 0, I ≠ l ≠ 1, S ≠ 5, B ≠ 8.

O ≠ 0, I ≠ l ≠ 1, S ≠ 5, B ≠ 8 beachten.

shielded bündig **M30 × 1.5 | 16 mm**	unshielded nicht bündig **M30 × 1.5 | 25 mm**	unshielded nicht bündig **M30 × 1.5 | 25 mm**	unshielded nicht bündig **M30 × 1.5 | 25 mm**	unshielded nicht bündig **M30 × 1.5 | 25 mm**
increased erhöht	standard	standard	increased erhöht	increased erhöht
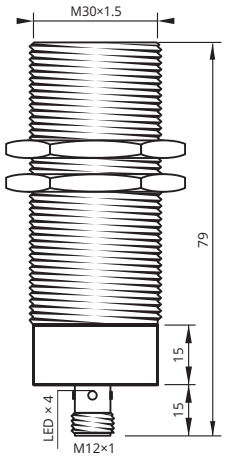	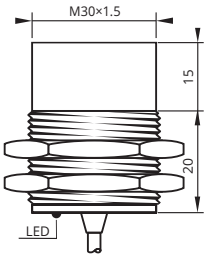	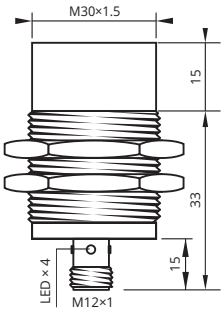	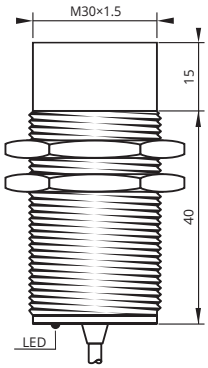	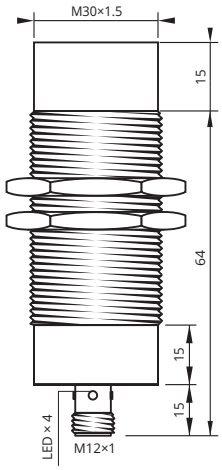

16 mm	25 mm	25 mm	25 mm	25 mm
24...255 V_{DC}|V_{AC}	24...255 V_{DC}|V_{AC}	24...255 V_{DC}|V_{AC}	24...255 V_{DC}|V_{AC}	24...255 V_{DC}|V_{AC}
built-in integriert	built-in integriert	built-in integriert	built-in integriert	built-in integriert
<8 mA	<8 mA	<8 mA	<8 mA	<8 mA
200 mA	200 mA	200 mA	200 mA	200 mA
built-in integriert	built-in integriert	built-in integriert	built-in integriert	built-in integriert
<1.5 V @ 200 mA	<1.5 V @ 200 mA	<1.5 V @ 200 mA	<1.5 V @ 200 mA	<1.5 V @ 200 mA
150 Hz	150 Hz	150 Hz	100 Hz	100 Hz
Alu 0.45 · Brs 0.50 · SS 0.85	Alu 0.45 · Brs 0.50 · SS 0.85	Alu 0.45 · Brs 0.50 · SS 0.85	Alu 0.45 · Brs 0.50 · SS 0.85	Alu 0.45 · Brs 0.50 · SS 0.85
–25...+75 °C	–25...+75 °C	–25...+75 °C	–25...+75 °C	–25...+75 °C
IP67	IP67	IP67	IP67	IP67
POM	POM	POM	POM	POM
brass Messing	brass Messing	brass Messing	brass Messing	brass Messing
built-in integriert	built-in integriert	built-in integriert	built-in integriert	built-in integriert
conn. M12 M12-Stecker	PVC, ultra-flex	conn. M12 M12-Stecker	PVC, ultra-flex	conn. M12 M12-Stecker
IPS30-S16UO79-A12	IPS30-N25UO35-A2P	IPS30-N25UO48-A12	IPS30-N25UO55-A2P	IPS30-N25UO79-A12
IPS30-S16UC79-A12	IPS30-N25UC35-A2P	IPS30-N25UC48-A12	IPS30-N25UC55-A2P	IPS30-N25UC79-A12

Xecro reserves the right to make minor changes without prior notification.
Xecro behält sich das Recht auf geringe Änderungen ohne Ankündigung vor.

Inductive Proximity Switch
2-Wire Universal Current

Induktive Näherungsschalter
2-Leiter Allstrom

shielded
bündig
40 × 40 mm | 15 mm

shielded
bündig
40 × 40 mm | 20 mm

unshielded
nicht bündig
40 × 40 mm | 30 mm

standard

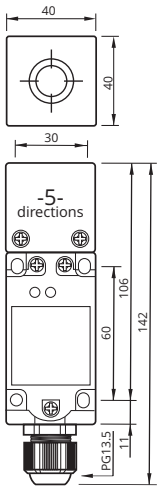

increased
erhöht

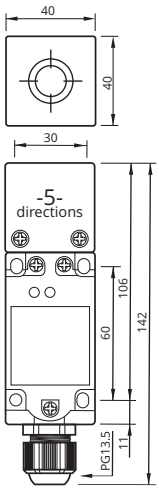

increased
erhöht

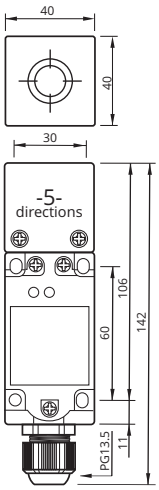

Sensing distance S_n	Schaltabstand S_n	15 mm	20 mm	30 mm
Operating voltage	Betriebsspannung	24...255 V_{DC} | V_{AC}	24...255 V_{DC} | V_{AC}	24...255 V_{DC} | V_{AC}
Reverse polarity protection	Verpolungsschutz	built-in integriert	built-in integriert	built-in integriert
Current consumption	Stromverbrauch	<11 mA	<11 mA	<11 mA
Current load capability	Ausgangsbelastbarkeit	200 mA	200 mA	200 mA
Short circuit protection	Kurzschlussschutz	built-in integriert	built-in integriert	built-in integriert
Voltage drop	Spannungsabfall	<2 V @ 200 mA	<2 V @ 200 mA	<2 V @ 200 mA
Switching frequency	Schaltfrequenz	120 Hz	120 Hz	120 Hz
Correction factor	Korrekturfaktor	Alu 0.45 · Brs 0.50 · SS 0.85	Alu 0.45 · Brs 0.50 · SS 0.85	Alu 0.45 · Brs 0.50 · SS 0.85
Operating temperature	Betriebstemperatur	–25...+75 °C	–25...+75 °C	–25...+75 °C
Protection class	Schutzklasse	IP67	IP67	IP67
Sensing face material	Sensorflächenwerkstoff	PBT	PBT	PBT
Housing material	Gehäusewerkstoff	PBT	PBT	PBT
Switching indicator	Schaltanzeige	built-in integriert	built-in integriert	built-in integriert
Connection	Anschluss	terminal Klemme	terminal Klemme	terminal Klemme
Article code NO	⎍	IPS40-S15UOL-PG13	IPS40-S20UOL-PG13	IPS40-N30UOL-PG13
Article code NC	⎍	IPS40-S15UCL-PG13	IPS40-S20UCL-PG13	IPS40-N30UCL-PG13

Mind O ≠ 0, I ≠ l ≠ 1, S ≠ 5, B ≠ 8.

O ≠ 0, I ≠ l ≠ 1, S ≠ 5, B ≠ 8 beachten.

Xecro reserves the right to make minor changes without prior notification.
Xecro behält sich das Recht auf geringe Änderungen ohne Ankündigung vor.

Inductive Proximity Switch
2-Wire Alternating Current

Induktive Näherungsschalter
2-Leiter Wechselstrom

shielded
bündig
M12 × 1 | 2 mm

shielded
bündig
M12 × 1 | 2 mm

shielded
bündig
M12 × 1 | 4 mm

standard

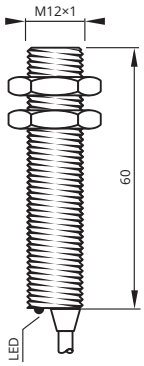

standard

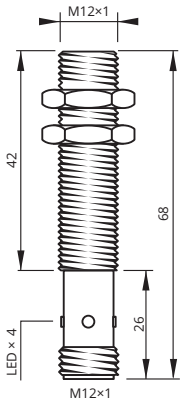

increased
erhöht

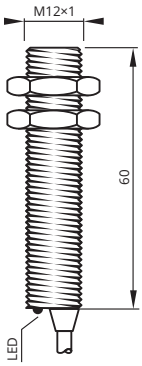

Sensing distance S_n	Schaltabstand S_n	2 mm	2 mm	4 mm
Operating voltage	Betriebsspannung	20...250 V_{AC}	20...250 V_{AC}	20...250 V_{AC}
Reverse polarity protection	Verpolungsschutz	not required nicht nötig	not required nicht nötig	not required nicht nötig
Current consumption	Stromverbrauch	<3 mA	<3 mA	<3 mA
Current load capability	Ausgangsbelastbarkeit	400 mA	400 mA	400 mA
Voltage drop	Spannungsabfall	<8 V @ 400 mA	<8 V @ 400 mA	<8 V @ 400 mA
Switching frequency	Schaltfrequenz	25 Hz	25 Hz	25 Hz
Correction factor	Korrekturfaktor	Alu 0.45 · Brs 0.50 · SS 0.85	Alu 0.45 · Brs 0.50 · SS 0.85	Alu 0.45 · Brs 0.50 · SS 0.85
Operating temperature	Betriebstemperatur	–25...+75 °C	–25...+75 °C	–25...+75 °C
Protection class	Schutzklasse	IP67	IP67	IP67
Sensing face material	Sensorflächenwerkstoff	POM	POM	POM
Housing material	Gehäusewerkstoff	brass Messing	brass Messing	brass Messing
Switching indicator	Schaltanzeige	built-in integriert	built-in integriert	built-in integriert
Connection	Anschluss	PVC, ultra-flex	conn. M12 M12-Stecker	PVC, ultra-flex
Article code NO	⁄_	IPS12-S2AO60-A2P	IPS12-S2AO68-A12	IPS12-S4AO60-A2P
Article code NC	⁄⊥	IPS12-S2AC60-A2P	IPS12-S2AC68-A12	IPS12-S4AC60-A2P

Mind O ≠ 0, I ≠ l ≠ 1, S ≠ 5, B ≠ 8.

O ≠ 0, I ≠ l ≠ 1, S ≠ 5, B ≠ 8 beachten.

shielded bündig **M12 × 1 | 4 mm**	unshielded nicht bündig **M12 × 1 | 4 mm**	unshielded nicht bündig **M12 × 1 | 4 mm**	unshielded nicht bündig **M12 × 1 | 8 mm**	unshielded nicht bündig **M12 × 1 | 8 mm**
increased erhöht	standard	standard	increased erhöht	increased erhöht
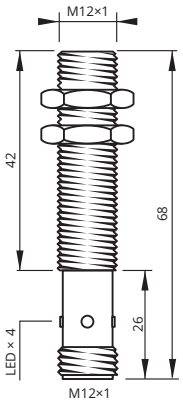	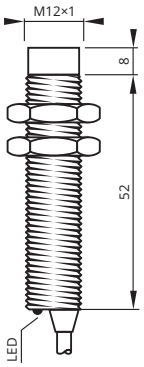	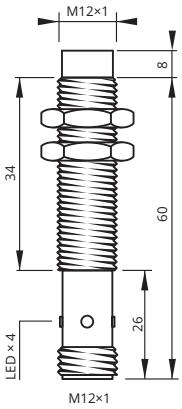	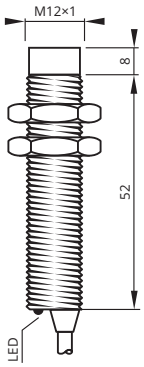	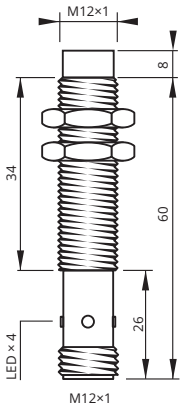

4 mm	4 mm	4 mm	8 mm	8 mm
20...250 V_{AC}	20...250 V_{AC}	20...250 V_{AC}	20...250 V_{AC}	20...250 V_{AC}
not required nicht nötig	not required nicht nötig	not required nicht nötig	not required nicht nötig	not required nicht nötig
<3 mA	<3 mA	<3 mA	<3 mA	<3 mA
400 mA	400 mA	400 mA	400 mA	400 mA
<8 V @ 400 mA	<8 V @ 400 mA	<8 V @ 400 mA	<8 V @ 400 mA	<8 V @ 400 mA
25 Hz	25 Hz	25 Hz	25 Hz	25 Hz
Alu 0.45 · Brs 0.50 · SS 0.85	Alu 0.45 · Brs 0.50 · SS 0.85	Alu 0.45 · Brs 0.50 · SS 0.85	Alu 0.45 · Brs 0.50 · SS 0.85	Alu 0.45 · Brs 0.50 · SS 0.85
–25...+75 °C	–25...+75 °C	–25...+75 °C	–25...+75 °C	–25...+75 °C
IP67	IP67	IP67	IP67	IP67
POM	POM	POM	POM	POM
brass Messing	brass Messing	brass Messing	brass Messing	brass Messing
built-in integriert	built-in integriert	built-in integriert	built-in integriert	built-in integriert
conn. M12 M12-Stecker	PVC, ultra-flex	conn. M12 M12-Stecker	PVC, ultra-flex	conn. M12 M12-Stecker
IPS12-S4AO68-A12	IPS12-N4AO60-A2P	IPS12-N4AO68-A12	IPS12-N8AO60-A2P	IPS12-N8AO68-A12
IPS12-S4AC68-A12	IPS12-N4AC60-A2P	IPS12-N4AC68-A12	IPS12-N8AC60-A2P	IPS12-N8AC68-A12

Xecro reserves the right to make minor changes without prior notification.
Xecro behält sich das Recht auf geringe Änderungen ohne Ankündigung vor.

Inductive Proximity Switch
2-Wire Alternating Current

Induktive Näherungsschalter
2-Leiter Wechselstrom

shielded
bündig
M12 × 1 | 5 mm

shielded
bündig
M12 × 1 | 5 mm

shielded
bündig
M18 × 1 | 5 mm

standard

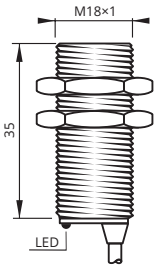

standard

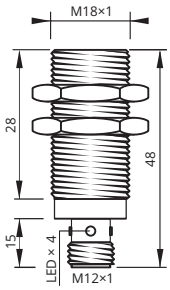

standard

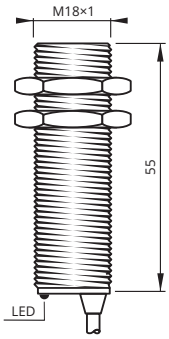

Sensing distance S_n	Schaltabstand S_n	5 mm	5 mm	5 mm
Operating voltage	Betriebsspannung	20...250 V_{AC}	20...250 V_{AC}	20...250 V_{AC}
Reverse polarity protection	Verpolungsschutz	not required nicht nötig	not required nicht nötig	not required nicht nötig
Current consumption	Stromverbrauch	<3 mA	<3 mA	<3 mA
Current load capability	Ausgangsbelastbarkeit	400 mA	400 mA	400 mA
Voltage drop	Spannungsabfall	<8 V @ 400 mA	<8 V @ 400 mA	<8 V @ 400 mA
Switching frequency	Schaltfrequenz	25 Hz	25 Hz	25 Hz
Correction factor	Korrekturfaktor	Alu 0.45 · Brs 0.50 · SS 0.85	Alu 0.45 · Brs 0.50 · SS 0.85	Alu 0.45 · Brs 0.50 · SS 0.85
Operating temperature	Betriebstemperatur	–25...+75 °C	–25...+75 °C	–25...+75 °C
Protection class	Schutzklasse	IP67	IP67	IP67
Sensing face material	Sensorflächenwerkstoff	POM	POM	POM
Housing material	Gehäusewerkstoff	brass Messing	brass Messing	brass Messing
Switching indicator	Schaltanzeige	built-in integriert	built-in integriert	built-in integriert
Connection	Anschluss	PVC, ultra-flex	conn. M12 M12-Stecker	PVC, ultra-flex
Article code NO	⁄_	IPS18-S5AO35-A2P	IPS18-S5AO48-A12	IPS18-S5AO55-A2P
Article code NC	⁄̸_	IPS18-S5AC35-A2P	IPS18-S5AC48-A12	IPS18-S5AC55-A2P

Mind O ≠ 0, I ≠ l ≠ 1, S ≠ 5, B ≠ 8.

O ≠ 0, I ≠ l ≠ 1, S ≠ 5, B ≠ 8 beachten.

shielded
bündig
M18 × 1 | 5 mm

shielded
bündig
M12 × 1 | 8 mm

shielded
bündig
M12 × 1 | 8 mm

shielded
bündig
M18 × 1 | 8 mm

shielded
bündig
M18 × 1 | 8 mm

standard

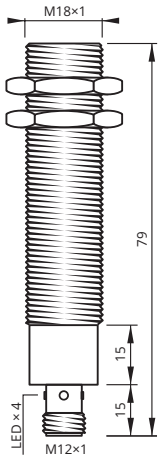

increased
erhöht

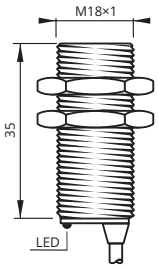

increased
erhöht

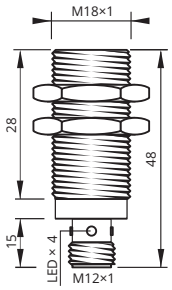

increased
erhöht

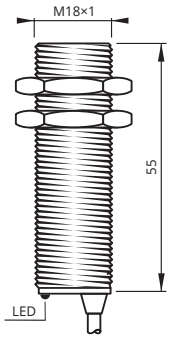

increased
erhöht

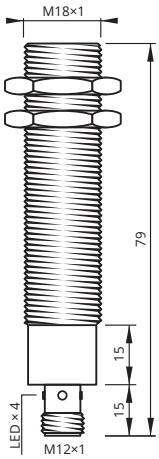

5 mm	8 mm	8 mm	8 mm	8 mm
20...250 V_{AC}	20...250 V_{AC}	20...250 V_{AC}	20...250 V_{AC}	20...250 V_{AC}
not required nicht nötig	not required nicht nötig	not required nicht nötig	not required nicht nötig	not required nicht nötig
<3 mA	<3 mA	<3 mA	<3 mA	<3 mA
400 mA	400 mA	400 mA	400 mA	400 mA
<8 V @ 400 mA	<8 V @ 400 mA	<8 V @ 400 mA	<8 V @ 400 mA	<8 V @ 400 mA
25 Hz	25 Hz	25 Hz	25 Hz	25 Hz
Alu 0.45 · Brs 0.50 · SS 0.85	Alu 0.45 · Brs 0.50 · SS 0.85	Alu 0.45 · Brs 0.50 · SS 0.85	Alu 0.45 · Brs 0.50 · SS 0.85	Alu 0.45 · Brs 0.50 · SS 0.85
–25...+75 °C	–25...+75 °C	–25...+75 °C	–25...+75 °C	–25...+75 °C
IP67	IP67	IP67	IP67	IP67
POM	POM	POM	POM	POM
brass Messing	brass Messing	brass Messing	brass Messing	brass Messing
built-in integriert	built-in integriert	built-in integriert	built-in integriert	built-in integriert
conn. M12 M12-Stecker	PVC, ultra-flex	conn. M12 M12-Stecker	PVC, ultra-flex	conn. M12 M12-Stecker
IPS18-S5AO79-A12	IPS18-S8AO35-A2P	IPS18-S8AO48-A12	IPS18-S8AO55-A2P	IPS18-S8AO79-A12
IPS18-S5AC79-A12	IPS18-S8AC35-A2P	IPS18-S8AC48-A12	IPS18-S8AC55-A2P	IPS18-S8AC79-A12

Xecro reserves the right to make minor changes without prior notification.
Xecro behält sich das Recht auf geringe Änderungen ohne Ankündigung vor.

Inductive Proximity Switch
2-Wire Alternating Current

Induktive Näherungsschalter
2-Leiter Wechselstrom

unshielded
nicht bündig
M18 × 1 | 8 mm

unshielded
nicht bündig
M18 × 1 | 8 mm

unshielded
nicht bündig
M18 × 1 | 8 mm

standard

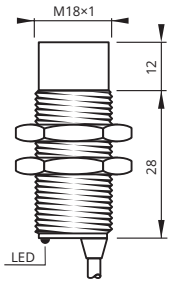

standard

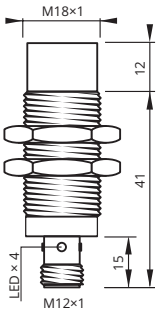

standard

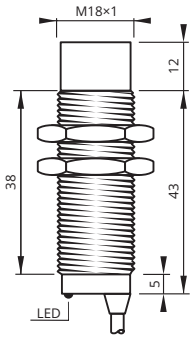

Sensing distance S_n	Schaltabstand S_n	8 mm	8 mm	8 mm
Operating voltage	Betriebsspannung	20...250 V_{AC}	20...250 V_{AC}	20...250 V_{AC}
Reverse polarity protection	Verpolungsschutz	not required nicht nötig	not required nicht nötig	not required nicht nötig
Current consumption	Stromverbrauch	<3 mA	<3 mA	<3 mA
Current load capability	Ausgangsbelastbarkeit	400 mA	400 mA	400 mA
Voltage drop	Spannungsabfall	<8 V @ 400 mA	<8 V @ 400 mA	<8 V @ 400 mA
Switching frequency	Schaltfrequenz	25 Hz	25 Hz	25 Hz
Correction factor	Korrekturfaktor	Alu 0.45 · Brs 0.50 · SS 0.85	Alu 0.45 · Brs 0.50 · SS 0.85	Alu 0.45 · Brs 0.50 · SS 0.85
Operating temperature	Betriebstemperatur	–25...+75 °C	–25...+75 °C	–25...+75 °C
Protection class	Schutzklasse	IP67	IP67	IP67
Sensing face material	Sensorflächenwerkstoff	POM	POM	POM
Housing material	Gehäusewerkstoff	brass Messing	brass Messing	brass Messing
Switching indicator	Schaltanzeige	built-in integriert	built-in integriert	built-in integriert
Connection	Anschluss	PVC, ultra-flex	conn. M12 M12-Stecker	PVC, ultra-flex
Article code NO	⁄_	IPS18-N8AO40-A2P	IPS18-N8AO53-A12	IPS18-N8AO55-A2P
Article code NC	⁄̸_	IPS18-N8AC40-A2P	IPS18-N8AC53-A12	IPS18-N8AC55-A2P

Mind O ≠ 0, I ≠ l ≠ 1, S ≠ 5, B ≠ 8.

O ≠ 0, I ≠ l ≠ 1, S ≠ 5, B ≠ 8 beachten.

unshielded
nicht bündig
M18 × 1 | 8 mm

unshielded
nicht bündig
M18 × 1 | 16 mm

unshielded
nicht bündig
M18 × 1 | 16 mm

unshielded
nicht bündig
M18 × 1 | 16 mm

unshielded
nicht bündig
M18 × 1 | 16 mm

standard

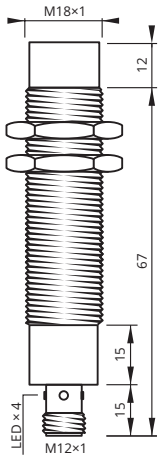

increased
erhöht

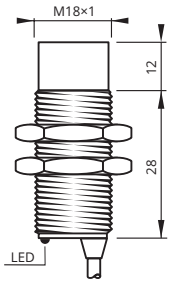

increased
erhöht

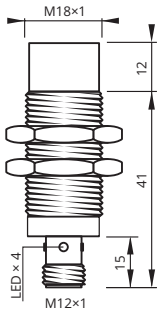

increased
erhöht

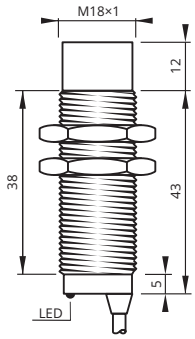

increased
erhöht

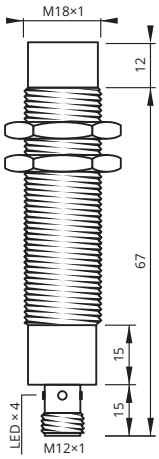

8 mm	16 mm	16 mm	16 mm	16 mm
20...250 V_{AC}	20...250 V_{AC}	20...250 V_{AC}	20...250 V_{AC}	20...250 V_{AC}
not required nicht nötig	not required nicht nötig	not required nicht nötig	not required nicht nötig	not required nicht nötig
<3 mA	<3 mA	<3 mA	<3 mA	<3 mA
400 mA	400 mA	400 mA	400 mA	400 mA
<8 V @ 400 mA	<8 V @ 400 mA	<8 V @ 400 mA	<8 V @ 400 mA	<8 V @ 400 mA
25 Hz	25 Hz	25 Hz	25 Hz	25 Hz
Alu 0.45 · Brs 0.50 · SS 0.85	Alu 0.45 · Brs 0.50 · SS 0.85	Alu 0.45 · Brs 0.50 · SS 0.85	Alu 0.45 · Brs 0.50 · SS 0.85	Alu 0.45 · Brs 0.50 · SS 0.85
–25...+75 °C	–25...+75 °C	–25...+75 °C	–25...+75 °C	–25...+75 °C
IP67	IP67	IP67	IP67	IP67
POM	POM	POM	POM	POM
brass Messing	brass Messing	brass Messing	brass Messing	brass Messing
built-in integriert	built-in integriert	built-in integriert	built-in integriert	built-in integriert
conn. M12 M12-Stecker	conn. M12 M12-Stecker	conn. M12 M12-Stecker	conn. M12 M12-Stecker	conn. M12 M12-Stecker
IPS18-N8AO79-A12	IPS18-N16AO40-A12	IPS18-N16AO53-A12	IPS18-N16AO55-A12	IPS18-N16AO79-A12
IPS18-N8AC79-A12	IPS18-N16AC40-A12	IPS18-N16AC53-A12	IPS18-N16AC55-A12	IPS18-N16AC79-A12

Xecro reserves the right to make minor changes without prior notification.
Xecro behält sich das Recht auf geringe Änderungen ohne Ankündigung vor.

Inductive Proximity Switch
2-Wire Alternating Current

Induktive Näherungsschalter
2-Leiter Wechselstrom

shielded
bündig
M30 × 1.5 | 10 mm

shielded
bündig
M30 × 1.5 | 10 mm

shielded
bündig
M30 × 1.5 | 10 mm

standard

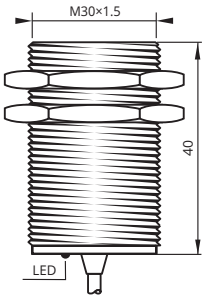

standard

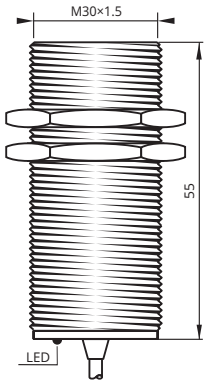

standard

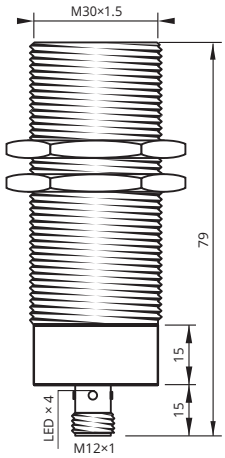

Sensing distance S_n	Schaltabstand S_n	10 mm	10 mm	10 mm
Operating voltage	Betriebsspannung	20...250 V_{AC}	20...250 V_{AC}	20...250 V_{AC}
Reverse polarity protection	Verpolungsschutz	not required nicht nötig	not required nicht nötig	not required nicht nötig
Current consumption	Stromverbrauch	<3 mA	<3 mA	<3 mA
Current load capability	Ausgangsbelastbarkeit	400 mA	400 mA	400 mA
Voltage drop	Spannungsabfall	<8 V @ 400 mA	<8 V @ 400 mA	<8 V @ 400 mA
Switching frequency	Schaltfrequenz	25 Hz	25 Hz	25 Hz
Correction factor	Korrekturfaktor	Alu 0.45 · Brs 0.50 · SS 0.85	Alu 0.45 · Brs 0.50 · SS 0.85	Alu 0.45 · Brs 0.50 · SS 0.85
Operating temperature	Betriebstemperatur	–25...+75 °C	–25...+75 °C	–25...+75 °C
Protection class	Schutzklasse	IP67	IP67	IP67
Sensing face material	Sensorflächenwerkstoff	POM	POM	POM
Housing material	Gehäusewerkstoff	brass Messing	brass Messing	brass Messing
Switching indicator	Schaltanzeige	built-in integriert	built-in integriert	built-in integriert
Connection	Anschluss	PVC, ultra-flex	PVC, ultra-flex	conn. M12 M12-Stecker
Article code NO	⁄_	IPS30-S10AO40-A2P	IPS30-S10AO55-A2P	IPS30-S10AO79-A12
Article code NC	⁄⊥	IPS30-S10AC40-A2P	IPS30-S10AC55-A2P	IPS30-S10AC79-A12

Mind O ≠ 0, I ≠ l ≠ 1, S ≠ 5, B ≠ 8.

O ≠ 0, I ≠ l ≠ 1, S ≠ 5, B ≠ 8 beachten.

shielded bündig **M30 × 1.5 | 10 mm**	unshielded nicht bündig **M30 × 1.5 | 15 mm**	unshielded nicht bündig **M30 × 1.5 | 15 mm**	unshielded nicht bündig **M30 × 1.5 | 15 mm**	unshielded nicht bündig **M30 × 1.5 | 15 mm**
standard	standard	standard	standard	standard
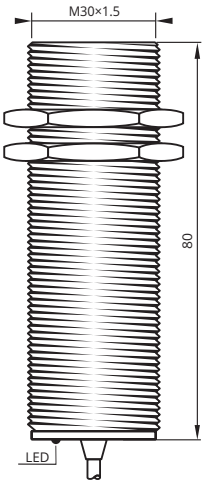	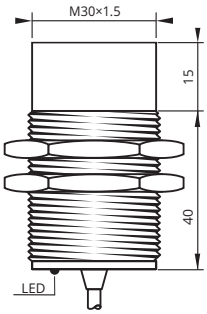	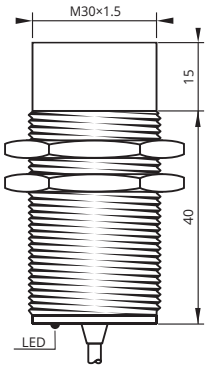	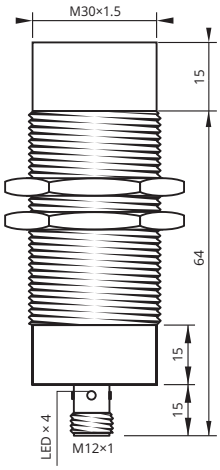	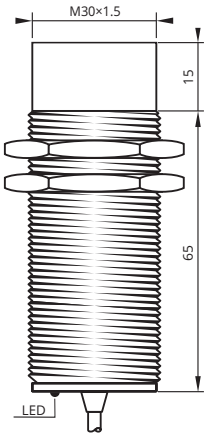

10 mm	15 mm	15 mm	15 mm	15 mm
20...250 V_{AC}	20...250 V_{AC}	20...250 V_{AC}	20...250 V_{AC}	20...250 V_{AC}
not required nicht nötig	not required nicht nötig	not required nicht nötig	not required nicht nötig	not required nicht nötig
<3 mA	<3 mA	<3 mA	<3 mA	<3 mA
400 mA	400 mA	400 mA	400 mA	400 mA
<8 V @ 400 mA	<8 V @ 400 mA	<8 V @ 400 mA	<8 V @ 400 mA	<8 V @ 400 mA
25 Hz	25 Hz	25 Hz	25 Hz	25 Hz
Alu 0.45 · Brs 0.50 · SS 0.85	Alu 0.45 · Brs 0.50 · SS 0.85	Alu 0.45 · Brs 0.50 · SS 0.85	Alu 0.45 · Brs 0.50 · SS 0.85	Alu 0.45 · Brs 0.50 · SS 0.85
–25...+75 °C	–25...+75 °C	–25...+75 °C	–25...+75 °C	–25...+75 °C
IP67	IP67	IP67	IP67	IP67
POM	POM	POM	POM	POM
brass Messing	brass Messing	brass Messing	brass Messing	brass Messing
built-in integriert	built-in integriert	built-in integriert	built-in integriert	built-in integriert
PVC, ultra-flex	PVC, ultra-flex	PVC, ultra-flex	conn. M12 M12-Stecker	PVC, ultra-flex
IPS30-S10AO80-A2P	IPS30-N15AO45-A2P	IPS30-N15AO55-A2P	IPS30-N15AO79-A12	IPS30-N15AO80-A2P
IPS30-S10AC80-A2P	IPS30-N15AC45-A2P	IPS30-N15AC55-A2P	IPS30-N15AC79-A12	IPS30-N15AC80-A2P

Xecro reserves the right to make minor changes without prior notification.
Xecro behält sich das Recht auf geringe Änderungen ohne Ankündigung vor.

Inductive Proximity Switch
2-Wire Alternating Current

Induktive Näherungsschalter
2-Leiter Wechselstrom

shielded
bündig
M30 × 1.5 | 16 mm

shielded
bündig
M30 × 1.5 | 16 mm

shielded
bündig
M30 × 1.5 | 16 mm

increased
erhöht

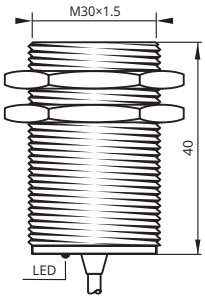

increased
erhöht

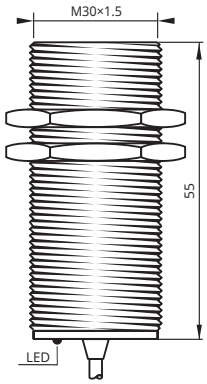

increased
erhöht

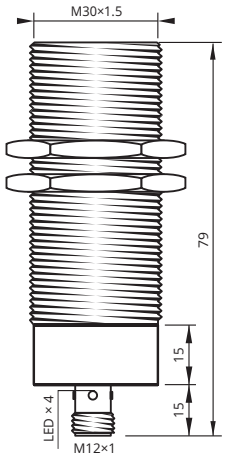

Sensing distance S_n	Schaltabstand S_n	16 mm	16 mm	16 mm
Operating voltage	Betriebsspannung	20...250 V_{AC}	20...250 V_{AC}	20...250 V_{AC}
Reverse polarity protection	Verpolungsschutz	not required nicht nötig	not required nicht nötig	not required nicht nötig
Current consumption	Stromverbrauch	<3 mA	<3 mA	<3 mA
Current load capability	Ausgangsbelastbarkeit	400 mA	400 mA	400 mA
Voltage drop	Spannungsabfall	<8 V @ 400 mA	<8 V @ 400 mA	<8 V @ 400 mA
Switching frequency	Schaltfrequenz	25 Hz	25 Hz	25 Hz
Correction factor	Korrekturfaktor	Alu 0.45 · Brs 0.50 · SS 0.85	Alu 0.45 · Brs 0.50 · SS 0.85	Alu 0.45 · Brs 0.50 · SS 0.85
Operating temperature	Betriebstemperatur	–25...+75 °C	–25...+75 °C	–25...+75 °C
Protection class	Schutzklasse	IP67	IP67	IP67
Sensing face material	Sensorflächenwerkstoff	POM	POM	POM
Housing material	Gehäusewerkstoff	brass Messing	brass Messing	brass Messing
Switching indicator	Schaltanzeige	built-in integriert	built-in integriert	built-in integriert
Connection	Anschluss	PVC, ultra-flex	PVC, ultra-flex	conn. M12 M12-Stecker
Article code NO	⎍	IPS30-S16AO40-A2P	IPS30-S16AO55-A2P	IPS30-S16AO79-A12
Article code NC	⎍	IPS30-S16AC40-A2P	IPS30-S16AC55-A2P	IPS30-S16AC79-A12

Mind O ≠ 0, I ≠ l ≠ 1, S ≠ 5, B ≠ 8.

O ≠ 0, I ≠ l ≠ 1, S ≠ 5, B ≠ 8 beachten.

shielded bündig **M30 × 1.5 | 16 mm**	unshielded nicht bündig **M30 × 1.5 | 25 mm**	unshielded nicht bündig **M30 × 1.5 | 25 mm**	unshielded nicht bündig **M30 × 1.5 | 25 mm**	unshielded nicht bündig **M30 × 1.5 | 25 mm**
increased erhöht	increased erhöht	increased erhöht	increased erhöht	increased erhöht
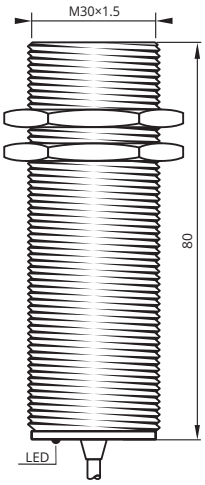	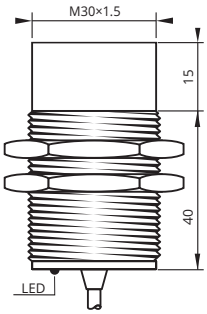	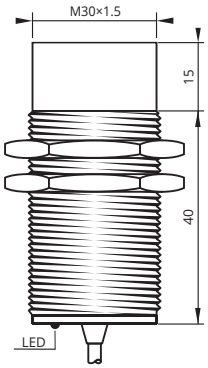	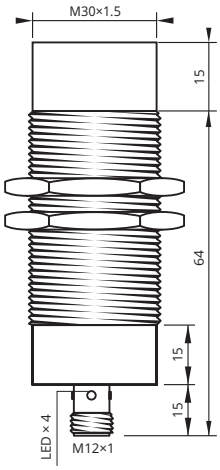	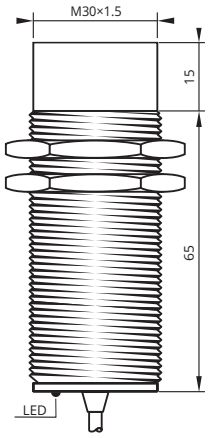

16 mm	**25 mm**	**25 mm**	**25 mm**	**25 mm**
20...250 V_{AC}	20...250 V_{AC}	20...250 V_{AC}	20...250 V_{AC}	20...250 V_{AC}
not required nicht nötig	not required nicht nötig	not required nicht nötig	not required nicht nötig	not required nicht nötig
<3 mA	<3 mA	<3 mA	<3 mA	<3 mA
400 mA	400 mA	400 mA	400 mA	400 mA
<8 V @ 400 mA	<8 V @ 400 mA	<8 V @ 400 mA	<8 V @ 400 mA	<8 V @ 400 mA
25 Hz	25 Hz	25 Hz	25 Hz	25 Hz
Alu 0.45 · Brs 0.50 · SS 0.85	Alu 0.45 · Brs 0.50 · SS 0.85	Alu 0.45 · Brs 0.50 · SS 0.85	Alu 0.45 · Brs 0.50 · SS 0.85	Alu 0.45 · Brs 0.50 · SS 0.85
–25...+75 °C	–25...+75 °C	–25...+75 °C	–25...+75 °C	–25...+75 °C
IP67	IP67	IP67	IP67	IP67
POM	POM	POM	POM	POM
brass Messing	brass Messing	brass Messing	brass Messing	brass Messing
built-in integriert	built-in integriert	built-in integriert	built-in integriert	built-in integriert
PVC, ultra-flex	PVC, ultra-flex	PVC, ultra-flex	conn. M12 M12-Stecker	PVC, ultra-flex
IPS30-S16AO80-A2P	IPS30-N25AO45-A2P	IPS30-N25AO55-A2P	IPS30-N25AO79-A12	IPS30-N25AO80-A2P
IPS30-S16AC80-A2P	IPS30-N25AC45-A2P	IPS30-N25AC55-A2P	IPS30-N25AC79-A12	IPS30-N25AC80-A2P

Xecro reserves the right to make minor changes without prior notification.
Xecro behält sich das Recht auf geringe Änderungen ohne Ankündigung vor.

Inductive Proximity Switch
2-Wire Alternating Current

Induktive Näherungsschalter
2-Leiter Wechselstrom

shielded
bündig
40 × 40 mm | 15 mm

standard

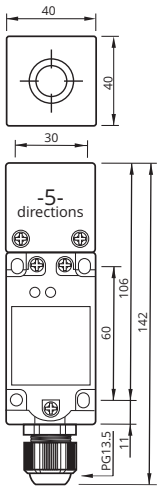

shielded
bündig
40 × 40 mm | 15 mm

standard

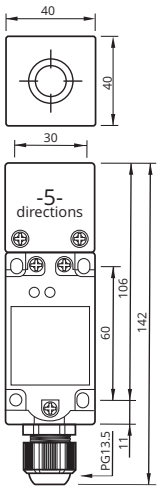

shielded
bündig
40 × 40 mm | 20 mm

increased
erhöht

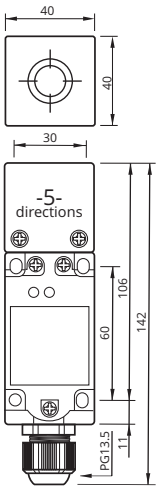

Sensing distance S_n	**Schaltabstand S_n**	**15 mm**	**15 mm**	**20 mm**
Operating voltage	Betriebsspannung	20...250 V_{AC}	20...250 V_{AC}	20...250 V_{AC}
Reverse polarity protection	Verpolungsschutz	not required nicht nötig	not required nicht nötig	not required nicht nötig
Current consumption	Stromverbrauch	<3 mA	<3 mA	<3 mA
Current load capability	Ausgangsbelastbarkeit	400 mA	400 mA	400 mA
Voltage drop	Spannungsabfall	<8 V @ 400 mA	<8 V @ 400 mA	<8 V @ 400 mA
Switching frequency	Schaltfrequenz	25 Hz	25 Hz	25 Hz
Correction factor	Korrekturfaktor	Alu 0.45 · Brs 0.50 · SS 0.85	Alu 0.45 · Brs 0.50 · SS 0.85	Alu 0.45 · Brs 0.50 · SS 0.85
Operating temperature	Betriebstemperatur	–25...+75 °C	–25...+75 °C	–25...+75 °C
Protection class	Schutzklasse	IP67	IP67	IP67
Sensing face material	Sensorflächenwerkstoff	PBT	PBT	PBT
Housing material	Gehäusewerkstoff	PBT	PBT	PBT
Switching indicator	Schaltanzeige	built-in integriert	built-in integriert	built-in integriert
Connection	Anschluss	PG13.5, terminal	PG13.5, terminal	PG13.5, terminal
Article code NO	⁄_	IPS40-S15AOL-PG13	IPS40-S15ACOL-PG13	IPS40-S20ACL-PG13
Article code NC	⁄̄	IPS40-S15ACL-PG13	IPS40-S15AOL-PG13	IPS40-S20AOL-PG13

Mind O ≠ 0, I ≠ l ≠ 1, S ≠ 5, B ≠ 8. O ≠ 0, I ≠ l ≠ 1, S ≠ 5, B ≠ 8 beachten.

unshielded
nicht bündig
40 × 40 mm | 30 mm

increased
erhöht

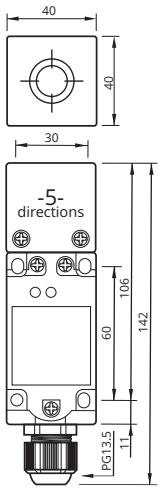

30 mm
20...250 V_{AC}
not required nicht nötig
<3 mA
400 mA
<8 V @ 400 mA
25 Hz
Alu 0.45 · Brs 0.50 · SS 0.85
–25...+75 °C
IP67
PBT
PBT
built-in integriert
PG13.5, terminal
IPS40-N30ACL-PG13
IPS40-N30ACOL-PG13

Xecro reserves the right to make minor changes without prior notification.
Xecro behält sich das Recht auf geringe Änderungen ohne Ankündigung vor.

Inductive Proximity Switch
2-Wire NAMUR

Induktive Näherungsschalter
2-Leiter NAMUR

shielded
bündig
Ø4 mm | 0.8 mm

shielded
bündig
Ø4 mm | 0.8 mm

shielded
bündig
Ø4 mm | 0.8 mm

standard

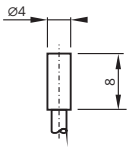

standard

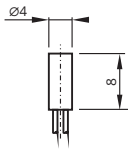

standard

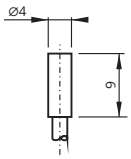

Sensing distance S_n	Schaltabstand S_n	0.8 mm		0.8 mm		0.8 mm	
Operating voltage	Betriebsspannung	6...12 V_{DC}, NAMUR		6...12 V_{DC}, NAMUR		6...12 V_{DC}, NAMUR	
Reverse polarity protection	Verpolungsschutz	amplifier	Verstärker	amplifier	Verstärker	amplifier	Verstärker
Current consumption	Stromverbrauch	>2.1 mA		>2.1 mA		>2.1 mA	
Off-state current	Unbedämpfter Strom	<1.1 mA		<1.1 mA		<1.1 mA	
Short circuit protection	Kurzschlussschutz	amplifier	Verstärker	amplifier	Verstärker	amplifier	Verstärker
Voltage drop	Spannungsabfall	<1.5 V @ 200 mA		<1.5 V @ 200 mA		<1.5 V @ 200 mA	
Switching frequency	Schaltfrequenz	2000 Hz		2000 Hz		2000 Hz	
Correction factor	Korrekturfaktor	Alu 0.45 · Brs 0.50 · SS 0.85		Alu 0.45 · Brs 0.50 · SS 0.85		Alu 0.45 · Brs 0.50 · SS 0.85	
Operating temperature	Betriebstemperatur	–25...75 °C		–25...75 °C		–25...75 °C	
Protection class	Schutzklasse	IP67		IP67		IP67	
Sensing face material	Sensorflächenwerkstoff	POM		POM		POM	
Housing material	Gehäusewerkstoff	SS304	V2A	SS304	V2A	SS304	V2A
Switching indicator	Schaltanzeige	amplifier	Verstärker	amplifier	Verstärker	amplifier	Verstärker
Connection	Anschluss	PUR, ultra-flex		PUR, ultra-flex		PUR, ultra-flex	
Article code		IPSD4-S08NA8-N2U		IPSD4-S08NA8-20F2		IPSD4-S08NA9-N2U	

Mind O ≠ 0, I ≠ l ≠ 1, S ≠ 5, B ≠ 8.

O ≠ 0, I ≠ l ≠ 1, S ≠ 5, B ≠ 8 beachten.

shielded
bündig
Ø4 mm | 0.8 mm

standard

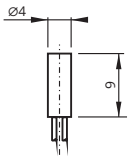

shielded
bündig
Ø4 mm | 0.8 mm

standard

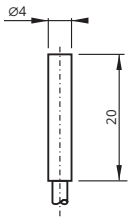

shielded
bündig
Ø4 mm | 0.8 mm

standard

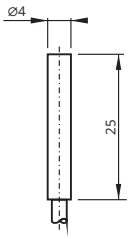

shielded
bündig
M5 | 0.8 mm

standard

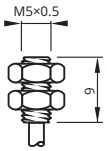

shielded
bündig
M5 | 0.8 mm

standard

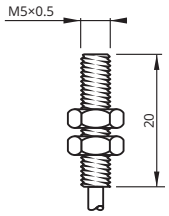

0.8 mm		**0.8 mm**		**0.8 mm**		**0.8 mm**		**0.8 mm**	
6...12 V_{DC}, NAMUR		6...12 V_{DC}, NAMUR		6...12 V_{DC}, NAMUR		6...12 V_{DC}, NAMUR		6...12 V_{DC}, NAMUR	
amplifier	Verstärker	amplifier	Verstärker	amplifier	Verstärker	amplifier	Verstärker	amplifier	Verstärker
>2.1 mA		>2.1 mA		>2.1 mA		>2.1 mA		>2.1 mA	
<1.1 mA		<1.1 mA		<1.1 mA		<1.1 mA		<1.1 mA	
amplifier	Verstärker	amplifier	Verstärker	amplifier	Verstärker	amplifier	Verstärker	amplifier	Verstärker
<1.5 V @ 200 mA		<1.5 V @ 200 mA		<1.5 V @ 200 mA		<1.5 V @ 200 mA		<1.5 V @ 200 mA	
2000 Hz		2000 Hz		2000 Hz		2000 Hz		2000 Hz	
Alu 0.45 · Brs 0.50 · SS 0.85		Alu 0.45 · Brs 0.50 · SS 0.85		Alu 0.45 · Brs 0.50 · SS 0.85		Alu 0.45 · Brs 0.50 · SS 0.85		Alu 0.45 · Brs 0.50 · SS 0.85	
–25...75 °C		–25...75 °C		–25...75 °C		–25...75 °C		–25...75 °C	
IP67		IP67		IP67		IP67		IP67	
POM		POM		POM		POM		POM	
SS304	V2A	SS304	V2A	SS304	V2A	SS304	V2A	SS304	V2A
amplifier	Verstärker	amplifier	Verstärker	amplifier	Verstärker	amplifier	Verstärker	amplifier	Verstärker
PUR, ultra-flex		PUR, ultra-flex		PUR, ultra-flex		PUR, ultra-flex		PUR, ultra-flex	
IPSD4-S08NA9-20F2		IPSD4-S08NA20-N2U		IPSD4-S08NA25-N2U		IPS5-S08NA9-N2U		IPS5-S08NA20-N2U	

Xecro reserves the right to make minor changes without prior notification.
Xecro behält sich das Recht auf geringe Änderungen ohne Ankündigung vor.

Inductive Proximity Switch
2-Wire NAMUR

Induktive Näherungsschalter
2-Leiter NAMUR

shielded
bündig
M5 | 0.8 mm

shielded
bündig
M8 | 1 mm

unshielded
nicht bündig
M8 | 2 mm

standard

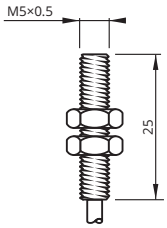

standard

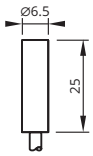

standard

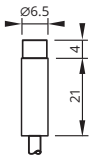

Sensing distance S_n	Schaltabstand S_n	0.8 mm		1 mm		2 mm	
Operating voltage	Betriebsspannung	6...12 V_{DC}, NAMUR		6...12 V_{DC}, NAMUR		6...12 V_{DC}, NAMUR	
Reverse polarity protection	Verpolungsschutz	amplifier	Verstärker	amplifier	Verstärker	amplifier	Verstärker
Current consumption	Stromverbrauch	>2.1 mA		>2.1 mA		>2.1 mA	
Off-state current	Unbedämpfter Strom	<1.1 mA		<1.1 mA		<1.1 mA	
Short circuit protection	Kurzschlussschutz	amplifier	Verstärker	amplifier	Verstärker	amplifier	Verstärker
Voltage drop	Spannungsabfall	<1.5 V @ 200 mA		<1.5 V @ 200 mA		<1.5 V @ 200 mA	
Switching frequency	Schaltfrequenz	2000 Hz		2000 Hz		1000 Hz	
Correction factor	Korrekturfaktor	Alu 0.45 · Brs 0.50 · SS 0.85		Alu 0.45 · Brs 0.50 · SS 0.85		Alu 0.45 · Brs 0.50 · SS 0.85	
Operating temperature	Betriebstemperatur	–25...75 °C		–25...75 °C		–25...75 °C	
Protection class	Schutzklasse	IP67		IP67		IP67	
Sensing face material	Sensorflächenwerkstoff	POM		POM		POM	
Housing material	Gehäusewerkstoff	SS304	V2A	SS304	V2A	SS304	V2A
Switching indicator	Schaltanzeige	amplifier	Verstärker	amplifier	Verstärker	amplifier	Verstärker
Connection	Anschluss	PUR, ultra-flex		PVC, ultra-flex		PVC, ultra-flex	
Article code		IPS5-S08NA25-N2U		IPSD6-S1NA25-N2P		IPSD6-N2NA25-N2P	

Mind O ≠ 0, I ≠ l ≠ 1, S ≠ 5, B ≠ 8.

O ≠ 0, I ≠ l ≠ 1, S ≠ 5, B ≠ 8 beachten.

shielded bündig **M8 | 1 mm**	unshielded nicht bündig **M8 | 2 mm**	shielded bündig **M12 | 2 mm**	unshielded nicht bündig **M12 | 4 mm**	shielded bündig **M18 | 5 mm**
standard	standard	standard	standard	standard
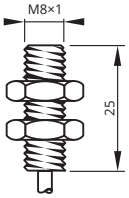	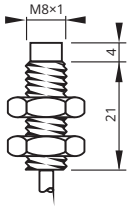	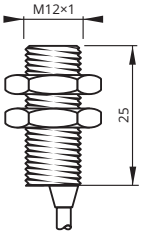	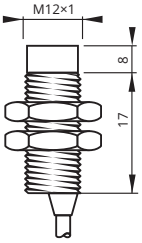	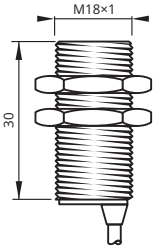

1 mm	2 mm	2 mm	4 mm	5 mm
6...12 V_{DC}, NAMUR	6...12 V_{DC}, NAMUR	6...12 V_{DC}, NAMUR	6...12 V_{DC}, NAMUR	6...12 V_{DC}, NAMUR
amplifier Verstärker	amplifier Verstärker	amplifier Verstärker	amplifier Verstärker	amplifier Verstärker
>2.1 mA	>2.1 mA	>2.1 mA	>2.1 mA	>2.1 mA
<1.1 mA	<1.1 mA	<1.1 mA	<1.1 mA	<1.1 mA
amplifier Verstärker	amplifier Verstärker	amplifier Verstärker	amplifier Verstärker	amplifier Verstärker
<1.5 V @ 200 mA	<1.5 V @ 200 mA	<1.5 V @ 200 mA	<1.5 V @ 200 mA	<1.5 V @ 200 mA
2000 Hz	1000 Hz	1000 Hz	500 Hz	500 Hz
Alu 0.45 · Brs 0.50 · SS 0.85	Alu 0.45 · Brs 0.50 · SS 0.85	Alu 0.45 · Brs 0.50 · SS 0.85	Alu 0.45 · Brs 0.50 · SS 0.85	Alu 0.45 · Brs 0.50 · SS 0.85
–25...75 °C	–25...75 °C	–25...75 °C	–25...75 °C	–25...75 °C
IP67	IP67	IP67	IP67	IP67
POM	POM	POM	POM	POM
SS304 V2A	SS304 V2A	brass Messing	brass Messing	brass Messing
amplifier Verstärker	amplifier Verstärker	amplifier Verstärker	amplifier Verstärker	amplifier Verstärker
PVC, ultra-flex	PVC, ultra-flex	PVC, ultra-flex	PVC, ultra-flex	PVC, ultra-flex
IPS8-S1NA25-N2P	IPS8-N2NA25-N2P	IPS12-S2NA25-N2P	IPS12-N4NA25-N2P	IPS18-S5NA30-N2P

Xecro reserves the right to make minor changes without prior notification.
Xecro behält sich das Recht auf geringe Änderungen ohne Ankündigung vor.

Inductive Proximity Switch
2-Wire NAMUR

Induktive Näherungsschalter
2-Leiter NAMUR

unshielded
nicht bündig
M18 | 8 mm

shielded
bündig
M30 | 10 mm

unshielded
nicht bündig
M30 | 15 mm

standard

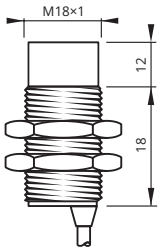

standard

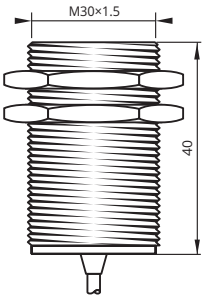

standard

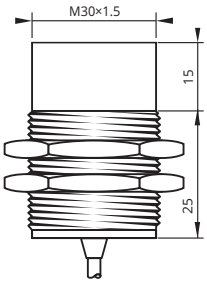

Sensing distance S_n	Schaltabstand S_n	8 mm		10 mm		15 mm	
Operating voltage	Betriebsspannung	6...12 V_{DC}, NAMUR		6...12 V_{DC}, NAMUR		6...12 V_{DC}, NAMUR	
Reverse polarity protection	Verpolungsschutz	amplifier	Verstärker	amplifier	Verstärker	amplifier	Verstärker
Current consumption	Stromverbrauch	>2.1 mA		>2.1 mA		>2.1 mA	
Off-state current	Unbedämpfter Strom	<1.1 mA		<1.1 mA		<1.1 mA	
Short circuit protection	Kurzschlussschutz	amplifier	Verstärker	amplifier	Verstärker	amplifier	Verstärker
Voltage drop	Spannungsabfall	<1.5 V @ 200 mA		<1.5 V @ 200 mA		<1.5 V @ 200 mA	
Switching frequency	Schaltfrequenz	300 Hz		500 Hz		500 Hz	
Correction factor	Korrekturfaktor	Alu 0.45 · Brs 0.50 · SS 0.85		Alu 0.45 · Brs 0.50 · SS 0.85		Alu 0.45 · Brs 0.50 · SS 0.85	
Operating temperature	Betriebstemperatur	–25...75 °C		–25...75 °C		–25...75 °C	
Protection class	Schutzklasse	IP67		IP67		IP67	
Sensing face material	Sensorflächenwerkstoff	POM		POM		POM	
Housing material	Gehäusewerkstoff	brass	Messing	brass	Messing	brass	Messing
Switching indicator	Schaltanzeige	PVC, ultra-flex		PVC, ultra-flex		amplifier	Verstärker
Connection	Anschluss	amplifier	Verstärker	amplifier	Verstärker	PVC, ultra-flex	
Article code		IPS18-N8NA30-N2P		IPS30-S10NA40-N2U		IPS30-N15NA40-N2U	

Mind O ≠ 0, I ≠ l ≠ 1, S ≠ 5, B ≠ 8.

O ≠ 0, I ≠ l ≠ 1, S ≠ 5, B ≠ 8 beachten.

Xecro reserves the right to make minor changes without prior notification.
Xecro behält sich das Recht auf geringe Änderungen ohne Ankündigung vor.

Benefits:

- Extra high measuring distances
- Excellent temperature stability
- Voltage output 10...0 V_{DC}
- Current output 20...0 mA *and* 20...4 mA

Vorteile:

- Extra hohe Messabstände
- Hervorragende Temperaturstabilität
- Spannungsausgang 10...0 V_{DC}
- Stromausgang 20...0 mA *und* 20...4 mA

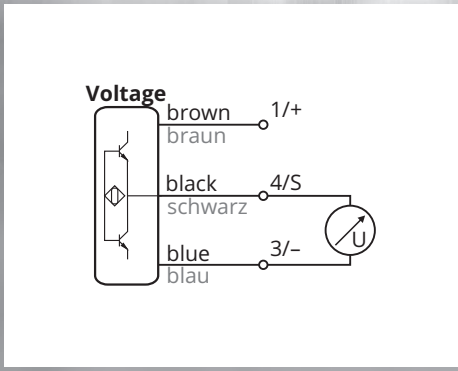

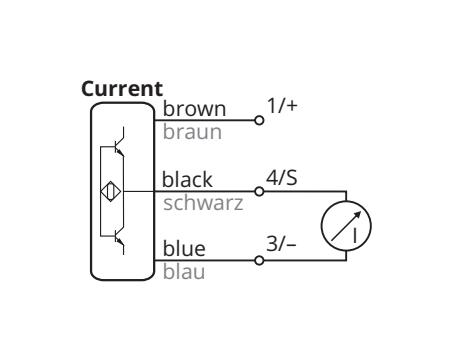

Data sheets are available on http://xecro.com.

Datenblätter sind auf http://xecro.com verfügbar.

All devices of this section may not be used if the safety of persons rely on their faultless function!

Alle Geräte dieses Abschnittes dürfen nicht verwendet werden, wenn die Sicherheit von Personen von deren fehlerlosen Funktion abhängt!

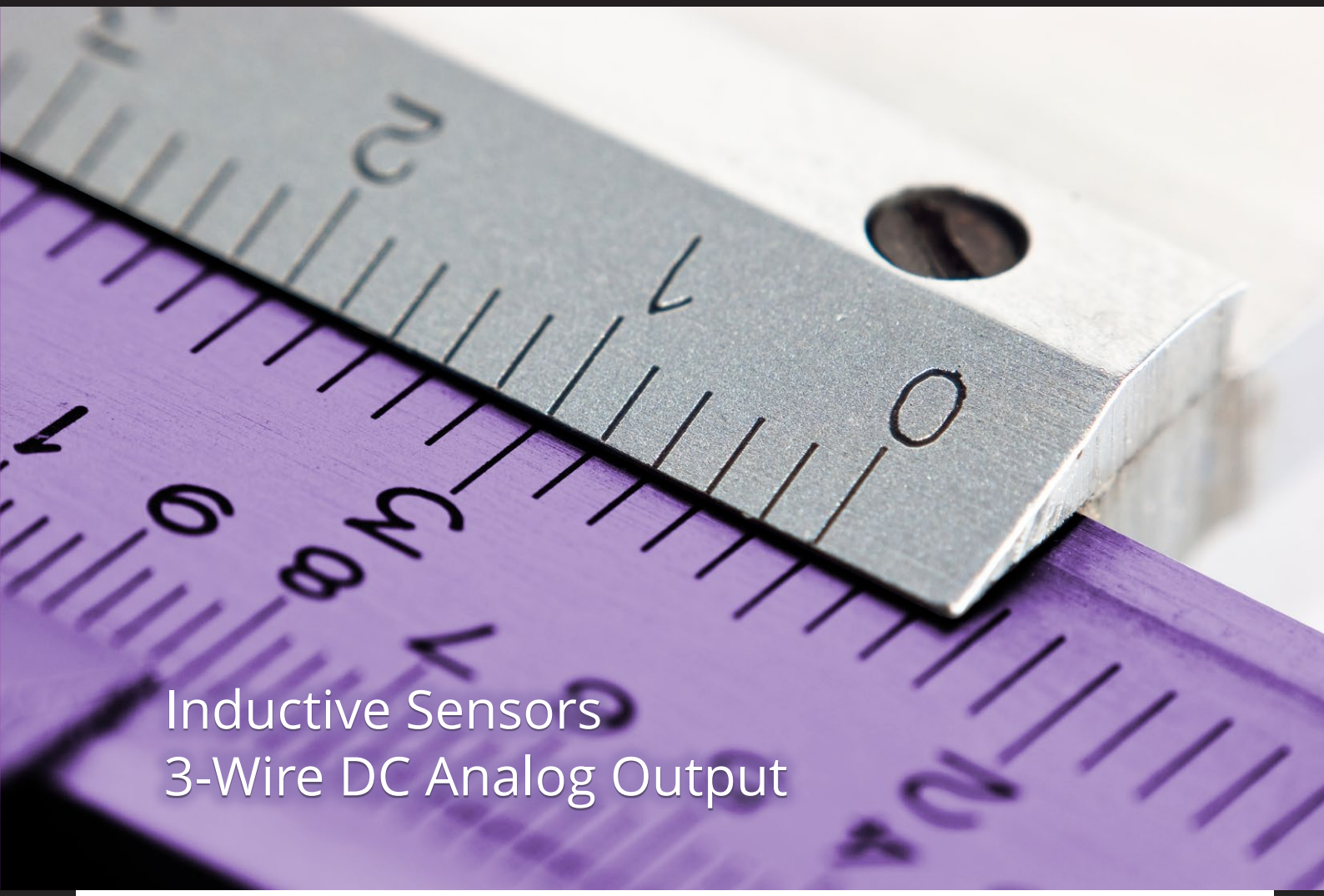

Inductive Sensors
3-Wire DC Analog Output

XECRO sensors with analog output are able to measure precisely distances to metal objects. They are ideal for position adjustment, distance measurement, metal classification, or comparable applications. Analog current or voltage output is available in extended sensing distances in sizes ranging from M8 to M30.

Sensoren von XECRO mit Analogausgang können Abstände zu metallischen Objekten präzise messen. Sie sind ideal zur Positionseinstellung, Abstandsmessung, Metallunterscheidung oder vergleichbaren Aufgaben. Analoge Strom- oder Spannungsausgänge mit erweitertem Schaltabstand sind in den Bauformen M8 bis M30 verfügbar.

Inductive Proximity Switch
3-Wire Analog Output

Induktive Näherungsschalter
3-Leiter Analogausgang

shielded
bündig
M8 × 1 | 3 mm

shielded
bündig
M8 × 1 | 3 mm

unshielded
nicht bündig
M8 × 1 | 6 mm

extended
erweitert

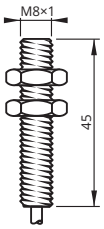

extended
erweitert

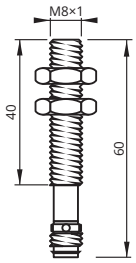

extended
erweitert

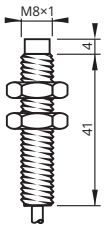

Sensing distance S_n	Schaltabstand S_n	0.6...3 mm		0.6...3 mm		1.1...6 mm	
Operating voltage	Betriebsspannung	10...30 V_{DC}		10...30 V_{DC}		10...30 V_{DC}	
Reverse polarity protection	Verpolungsschutz	built-in	integriert	built-in	integriert	built-in	integriert
Current load capability	Ausgangsbelastbarkeit	<25 mA		<25 mA		<25 mA	
Load resistor	Lastwiderstand	U: >2 kΩ, I: 400 Ω		U: >2 kΩ, I: 400 Ω		U: >2 kΩ, I: 400 Ω	
Output characteristics*	Ausgangsverhalten*	10...0 V		10...0 V		10...0 V	
Output following frequency	Ausgangsfolgeverhalten	100 Hz		100 Hz		100 Hz	
Correction factor	Korrekturfaktor	Alu 0.45 · Brs 0.50 · SS 0.85		Alu 0.45 · Brs 0.50 · SS 0.85		Alu 0.45 · Brs 0.50 · SS 0.85	
Operating temperature	Betriebstemperatur	0...+70 °C		0...+70 °C		0...+70 °C	
Protection class	Schutzklasse	IP67		IP67		IP67	
Sensing face material	Sensorflächenwerkstoff	POM		POM		POM	
Housing material	Gehäusewerkstoff	SS304	V2A	SS304	V2A	brass	Messing
Connection	Anschluss	PVC, ultra-flex		conn. M8	M8-Stecker	PVC, ultra-flex	
Article code 10...0 V	Artikelkode 10...0 V	IA8-S3V010-N2P		IA8-S3V010-N8		IA8-N6V010-N2P	
Article code 20...0 mA	Artikelkode 20...0 mA	IA8-S3I020-N2P		IA8-S3I020-N8		IA8-N6I020-N2P	
Article code 20...4 mA	Artikelkode 20...4 mA	IA8-S3I420-N2P		IA8-S3I420-N8		IA8-N6I420-N2P	

Mind O ≠ 0, I ≠ l ≠ 1, S ≠ 5, B ≠ 8.

O ≠ 0, I ≠ l ≠ 1, S ≠ 5, B ≠ 8 beachten.

* The output characteristics can be reversed upon request.

* Das Ausgangsverhalten kann auf Anfrage umgekehrt werden.

unshielded
nicht bündig
M8 × 1 | 6 mm

shielded
bündig
M12 × 1 | 6 mm

shielded
bündig
M12 × 1 | 6 mm

unshielded
nicht bündig
M12 × 1 | 10 mm

unshielded
nicht bündig
M12 × 1 | 10 mm

extended
erweitert

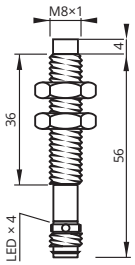

extended
erweitert

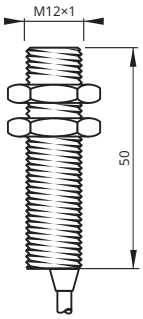

extended
erweitert

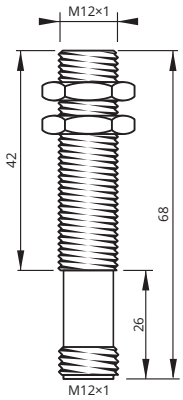

extended
erweitert

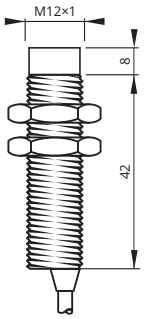

extended
erweitert

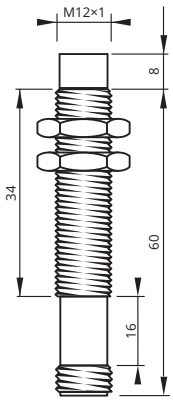

1.1...6 mm	0.6...6 mm	0.6...6 mm	3.1...10 mm	3.1...10 mm
10...30 V_{DC}	10...30 V_{DC}	10...30 V_{DC}	10...30 V_{DC}	10...30 V_{DC}
built-in integriert	built-in integriert	built-in integriert	built-in integriert	built-in integriert
<25 mA	<25 mA	<25 mA	<25 mA	<25 mA
U: >2 kΩ, I: 400 Ω	U: >2 kΩ, I: 400 Ω	U: >2 kΩ, I: 400 Ω	U: >2 kΩ, I: 400 Ω	U: >2 kΩ, I: 400 Ω
10...0 V	10...0 V	10...0 V	10...0 V	10...0 V
100 Hz	100 Hz	100 Hz	100 Hz	100 Hz
Alu 0.45 · Brs 0.50 · SS 0.85	Alu 0.45 · Brs 0.50 · SS 0.85	Alu 0.45 · Brs 0.50 · SS 0.85	Alu 0.45 · Brs 0.50 · SS 0.85	Alu 0.45 · Brs 0.50 · SS 0.85
0...+70 °C	0...+70 °C	0...+70 °C	0...+70 °C	0...+70 °C
IP67	IP67	IP67	IP67	IP67
POM	POM	POM	POM	POM
brass Messing	brass Messing	brass Messing	brass Messing	brass Messing
conn. M8 M8-Stecker	PVC, ultra-flex	conn. M12 M12-Stecker	PVC, ultra-flex	conn. M12 M12-Stecker
IA8-N6V010-N8	IA12-S6V010-N2P	IA12-S6V010-N12	IA12-N10V010-N2P	IA12-N10V010-N12
IA8-N6I020-N8	IA12-S6I020-N2P	IA12-S6I020-N12	IA12-N10I020-N2P	IA12-N10I020-N12
IA8-N6I420-N8	IA12-S6I420-N2P	IA12-S6I420-N12	IA12-N10I420-N2P	IA12-N10I420-N12

Xecro reserves the right to make minor changes without prior notification.
Xecro behält sich das Recht auf geringe Änderungen ohne Ankündigung vor.

Inductive Proximity Switch
3-Wire Analog Output

Induktive Näherungsschalter
3-Leiter Analogausgang

shielded
bündig
M18 × 1 | 10 mm

shielded
bündig
M18 × 1 | 10 mm

unshielded
nicht bündig
M18 × 1 | 20 mm

extended
erweitert

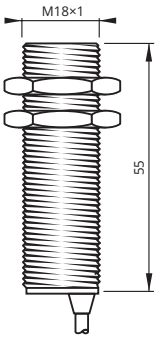

extended
erweitert

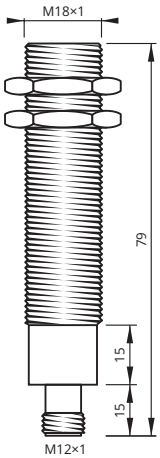

extended
erweitert

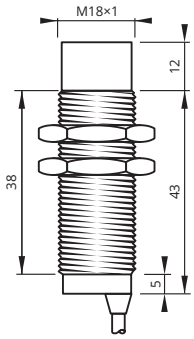

Sensing distance S_n	Schaltabstand S_n	3.1...10 mm		3.1...10 mm		7.3...20 mm	
Operating voltage	Betriebsspannung	10...30 V_{DC}		10...30 V_{DC}		10...30 V_{DC}	
Reverse polarity protection	Verpolungsschutz	built-in	integriert	built-in	integriert	built-in	integriert
Current load capability	Ausgangsbelastbarkeit	<25 mA		<25 mA		<25 mA	
Load resistor	Lastwiderstand	U: >2 kΩ, I: 400 Ω		U: >2 kΩ, I: 400 Ω		U: >2 kΩ, I: 400 Ω	
Output characteristics*	Ausgangsverhalten*	10...0 V		10...0 V		10...0 V	
Output following frequency	Ausgangsfolgeverhalten	100 Hz		100 Hz		100 Hz	
Correction factor	Korrekturfaktor	Alu 0.45 · Brs 0.50 · SS 0.85		Alu 0.45 · Brs 0.50 · SS 0.85		Alu 0.45 · Brs 0.50 · SS 0.85	
Operating temperature	Betriebstemperatur	0...+70 °C		0...+70 °C		0...+70 °C	
Protection class	Schutzklasse	IP67		IP67		IP67	
Sensing face material	Sensorflächenwerkstoff	POM		POM		POM	
Housing material	Gehäusewerkstoff	brass	Messing	brass	Messing	brass	Messing
Connection	Anschluss	PVC, ultra-flex		conn. M12	M12-Stecker	PVC, ultra-flex	
Article code 10...0 V	Artikelkode 10...0 V	IA18-S10V010-N2P		IA18-S10V010-N12		IA18-N20V010-N2P	
Article code 20...0 mA	Artikelkode 20...0 mA	IA18-S10I020-N2P		IA18-S10I020-N12		IA18-N20I020-N2P	
Article code 20...4 mA	Artikelkode 20...4 mA	IA18-S10I420-N2P		IA18-S10I420-N12		IA18-N20I420-N2P	

Mind O ≠ 0, I ≠ l ≠ 1, S ≠ 5, B ≠ 8.

O ≠ 0, I ≠ l ≠ 1, S ≠ 5, B ≠ 8 beachten.

⁎ The output characteristics can be reversed upon request.

⁎ Das Ausgangsverhalten kann auf Anfrage umgekehrt werden.

unshielded nicht bündig **M18 × 1 | 20 mm**	shielded bündig **M30 × 1.5 | 20 mm**	shielded bündig **M30 × 1.5 | 20 mm**	unshielded nicht bündig **M30 × 1.5 | 40 mm**	unshielded nicht bündig **M30 × 1.5 | 40 mm**
extended erweitert	extended erweitert	extended erweitert	extended erweitert	extended erweitert
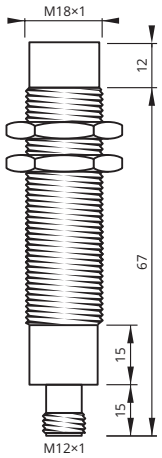	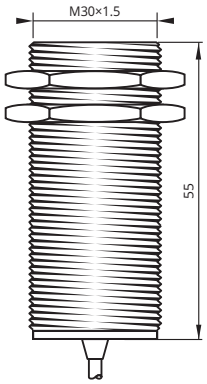	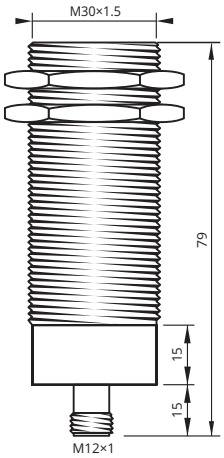	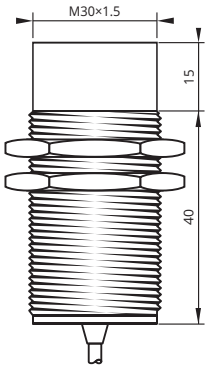	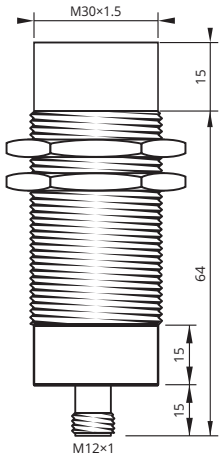

7.3...20 mm	7.3...20 mm	7.3...20 mm	17.6...40 mm	17.6...40 mm
10...30 V_{DC}	10...30 V_{DC}	10...30 V_{DC}	10...30 V_{DC}	10...30 V_{DC}
built-in integriert	built-in integriert	built-in integriert	built-in integriert	built-in integriert
<25 mA	<25 mA	<25 mA	<25 mA	<25 mA
U: >2 kΩ, I: 400 Ω	U: >2 kΩ, I: 400 Ω	U: >2 kΩ, I: 400 Ω	U: >2 kΩ, I: 400 Ω	U: >2 kΩ, I: 400 Ω
10...0 V	10...0 V	10...0 V	10...0 V	10...0 V
100 Hz	100 Hz	100 Hz	100 Hz	100 Hz
Alu 0.45 · Brs 0.50 · SS 0.85	Alu 0.45 · Brs 0.50 · SS 0.85	Alu 0.45 · Brs 0.50 · SS 0.85	Alu 0.45 · Brs 0.50 · SS 0.85	Alu 0.45 · Brs 0.50 · SS 0.85
0...+70 °C	0...+70 °C	0...+70 °C	0...+70 °C	0...+70 °C
IP67	IP67	IP67	IP67	IP67
POM	POM	POM	POM	POM
brass Messing	brass Messing	brass Messing	brass Messing	brass Messing
conn. M12 M12-Stecker	PVC, ultra-flex	conn. M12 M12-Stecker	PVC, ultra-flex	conn. M12 M12-Stecker
IA18-N20V010-N12	IA30-S20V010-N2P	IA30-S20V010-N12	IA30-N40V010-N2P	IA30-N40V010-N12
IA18-N20I020-N12	IA30-S20I020-N2P	IA30-S20I020-N12	IA30-N40I020-N2P	IA30-N40I020-N12
IA18-N20I420-N12	IA30-S20I420-N2P	IA30-S20I420-N12	IA30-N40I420-N2P	IA30-N40I420-N12

Xecro reserves the right to make minor changes without prior notification.
Xecro behält sich das Recht auf geringe Änderungen ohne Ankündigung vor.

Benefits:

- Resistant to extreme electromagnetic fields
- Fail-proof against metal chips

Vorteile:

- Widersteht extremen elektromagnetischen Feldern
- Keine Fehlauslösung durch Metallspäne

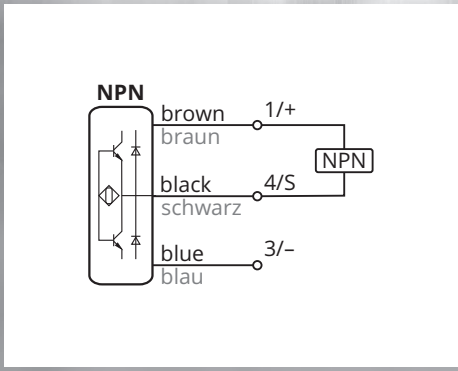

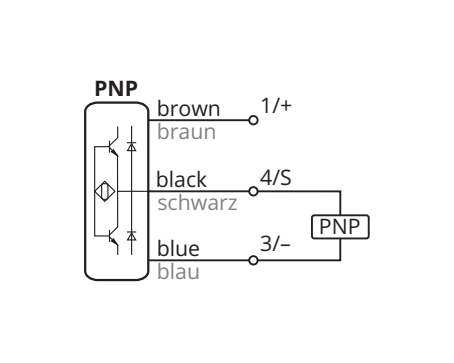

Data sheets are available on http://xecro.com.

Datenblätter sind auf http://xecro.com verfügbar.

All devices of this section may not be used if the safety of persons rely on their faultless function!

Alle Geräte dieses Abschnittes dürfen nicht verwendet werden, wenn die Sicherheit von Personen von deren fehlerlosen Funktion abhängt!

Inductive Sensors
3-Wire DC Weld-Field Immune

Weld-field Immune Series sensors from XECRO work even if exposed to the strongest magnetic fields typically seen when sensors are installed close to industrial welding equipment. They are supplied with brass housings and a PTFE front cap (Teflon®).

Schweißfeste Sensoren von XECRO funktionieren auch unter dem Einfluss stärkster magnetischer Felder, wie sie zum Beispiel auftreten, wenn Sensoren nahe industrieller Schweißvorrichtungen montiert werden. Sie werden mit Messinggehäuse und PTFE-Frontkappe geliefert (Teflon®).

Inductive Proximity Switch
3-Wire DC Weld-Field Immune

Induktive Näherungsschalter
3-Leiter DC Schweißfest

shielded
bündig
M8 × 1 | 1 mm

shielded
bündig
M8 × 1 | 1 mm

shielded
bündig
M8 × 1 | 1 mm

standard

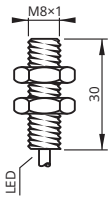

standard

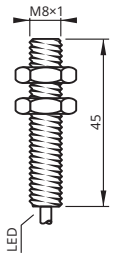

standard

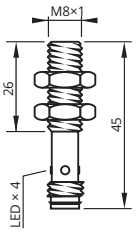

Sensing distance S_n	Schaltabstand S_n	1 mm	1 mm	1 mm
Operating voltage	Betriebsspannung	10...30 V_{DC}	10...30 V_{DC}	10...30 V_{DC}
Reverse polarity protection	Verpolungsschutz	built-in integriert	built-in integriert	built-in integriert
Current consumption	Stromverbrauch	<8 mA	<8 mA	<8 mA
Current load capability	Ausgangsbelastbarkeit	200 mA	200 mA	200 mA
Short circuit protection	Kurzschlussschutz	built-in integriert	built-in integriert	built-in integriert
Voltage drop	Spannungsabfall	<1.5 V @ 200 mA	<1.5 V @ 200 mA	<1.5 V @ 200 mA
Switching frequency	Schaltfrequenz	1000 Hz	1000 Hz	1000 Hz
Correction factor	Korrekturfaktor	Alu 0.45 · Brs 0.50 · SS 0.85	Alu 0.45 · Brs 0.50 · SS 0.85	Alu 0.45 · Brs 0.50 · SS 0.85
Operating temperature	Betriebstemperatur	–25...+75 °C	–25...+75 °C	–25...+75 °C
Protection class	Schutzklasse	IP67	IP67	IP67
Sensing face	Sensorfläche	PTFE	PTFE	PTFE
Housing material	Gehäusewerkstoff	SS304, PTFE coated	SS304, PTFE coated	SS304, PTFE coated
Switching indicator	Schaltanzeige	built-in integriert	built-in integriert	built-in integriert
Connection	Anschluss	PUR, ultra-flex	PUR, ultra-flex	conn. M8 M8-Stecker
Article code PNP, NO	⎍	IWI8-S1PO30-A2P	IWI8-S1PO45-A2P	IWI8-S1PO45-A8
Article code PNP, NC	⎍	IWI8-S1PC30-A2P	IWI8-S1PC45-A2P	IWI8-S1PC45-A8
Article code NPN, NO	⎍	IWI8-S1NO30-A2P	IWI8-S1NO45-A2P	IWI8-S1NO45-A8
Article code NPN, NC	⎍	IWI8-S1NC30-A2P	IWI8-S1NC45-A2P	IWI8-S1NC45-A8

Mind O ≠ 0, I ≠ l ≠ 1, S ≠ 5, B ≠ 8.

O ≠ 0, I ≠ l ≠ 1, S ≠ 5, B ≠ 8 beachten.

shielded bündig **M8 × 1 | 1 mm**	unshielded nicht bündig **M8 × 1 | 2 mm**	unshielded nicht bündig **M8 × 1 | 2 mm**	unshielded nicht bündig **M8 × 1 | 2 mm**	unshielded nicht bündig **M8 × 1 | 2 mm**
standard	standard	standard	standard	standard
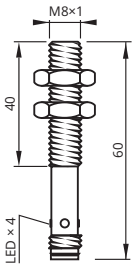	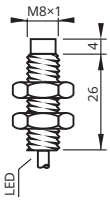	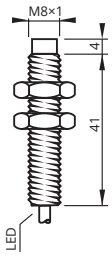	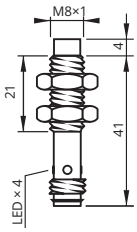	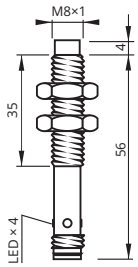

1 mm	2 mm	2 mm	2 mm	2 mm
10...30 V_{DC}	10...30 V_{DC}	10...30 V_{DC}	10...30 V_{DC}	10...30 V_{DC}
built-in integriert	built-in integriert	built-in integriert	built-in integriert	built-in integriert
<8 mA	<8 mA	<8 mA	<8 mA	<8 mA
200 mA	200 mA	200 mA	200 mA	200 mA
built-in integriert	built-in integriert	built-in integriert	built-in integriert	built-in integriert
<1.5 V @ 200 mA	<1.5 V @ 200 mA	<1.5 V @ 200 mA	<1.5 V @ 200 mA	<1.5 V @ 200 mA
1000 Hz	1000 Hz	1000 Hz	1000 Hz	1000 Hz
Alu 0.45 · Brs 0.50 · SS 0.85	Alu 0.45 · Brs 0.50 · SS 0.85	Alu 0.45 · Brs 0.50 · SS 0.85	Alu 0.45 · Brs 0.50 · SS 0.85	Alu 0.45 · Brs 0.50 · SS 0.85
–25...+75 °C	–25...+75 °C	–25...+75 °C	–25...+75 °C	–25...+75 °C
IP67	IP67	IP67	IP67	IP67
PTFE	PTFE	PTFE	PTFE	PTFE
SS304, PTFE coated	SS304, PTFE coated	SS304, PTFE coated	SS304, PTFE coated	SS304, PTFE coated
built-in integriert	built-in integriert	built-in integriert	built-in integriert	built-in integriert
conn. M8 M8-Stecker	PUR, ultra-flex	PUR, ultra-flex	conn. M8 M8-Stecker	conn. M8 M8-Stecker
IWI8-S1PO60-A8	IWI8-N2PO30-A2P	IWI8-N2PO45-A2P	IWI8-N2PO45-A8	IWI8-N2PO60-A8
IWI8-S1PC60-A8	IWI8-N2PC30-A2P	IWI8-N2PC45-A2P	IWI8-N2PC45-A8	IWI8-N2PC60-A8
IWI8-S1NO60-A8	IWI8-N2NO30-A2P	IWI8-N2NO45-A2P	IWI8-N2NO45-A8	IWI8-N2NO60-A8
IWI8-S1NC60-A8	IWI8-N2NC30-A2P	IWI8-N2NC45-A2P	IWI8-N2NC45-A8	IWI8-N2NC60-A8

Xecro reserves the right to make minor changes without prior notification.
Xecro behält sich das Recht auf geringe Änderungen ohne Ankündigung vor.

Inductive Proximity Switch
3-Wire DC Weld-Field Immune

Induktive Näherungsschalter
3-Leiter DC Schweißfest

shielded
bündig
M12 × 1 | 2 mm

shielded
bündig
M12 × 1 | 2 mm

shielded
bündig
M12 × 1 | 2 mm

standard

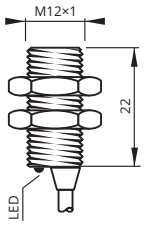

standard

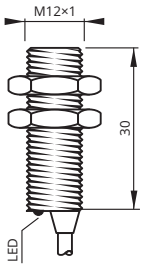

standard

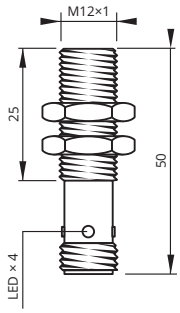

Sensing distance S_n	Schaltabstand S_n	2 mm	2 mm	2 mm
Operating voltage	Betriebsspannung	10...30 V_{DC}	10...30 V_{DC}	10...30 V_{DC}
Reverse polarity protection	Verpolungsschutz	built-in integriert	built-in integriert	built-in integriert
Current consumption	Stromverbrauch	<8 mA	<8 mA	<8 mA
Current load capability	Ausgangsbelastbarkeit	200 mA	200 mA	200 mA
Short circuit protection	Kurzschlussschutz	built-in integriert	built-in integriert	built-in integriert
Voltage drop	Spannungsabfall	<1.5 V @ 200 mA	<1.5 V @ 200 mA	<1.5 V @ 200 mA
Switching frequency	Schaltfrequenz	1000 Hz	1000 Hz	1000 Hz
Correction factor	Korrekturfaktor	Alu 0.45 · Brs 0.50 · SS 0.85	Alu 0.45 · Brs 0.50 · SS 0.85	Alu 0.45 · Brs 0.50 · SS 0.85
Operating temperature	Betriebstemperatur	–25...+75 °C	–25...+75 °C	–25...+75 °C
Protection class	Schutzklasse	IP67	IP67	IP67
Sensing face	Sensorfläche	PTFE	PTFE	PTFE
Housing material	Gehäusewerkstoff	brass, PTFE coated	brass, PTFE coated	brass, PTFE coated
Switching indicator	Schaltanzeige	built-in integriert	built-in integriert	built-in integriert
Connection	Anschluss	PUR, ultra-flex	PUR, ultra-flex	conn. M12 M12-Stecker
Article code PNP, NO	⎍	IWI12-S2PO22-A2P	IWI12-S2PO30-A2P	IWI12-S2PO50-A12
Article code PNP, NC	⎍	IWI12-S2PC22-A2P	IWI12-S2PC30-A2P	IWI12-S2PC50-A12
Article code NPN, NO	⎍	IWI12-S2NO22-A2P	IWI12-S2NO30-A2P	IWI12-S2NO50-A12
Article code NPN, NC	⎍	IWI12-S2NC22-A2P	IWI12-S2NC30-A2P	IWI12-S2NC50-A12

Mind O ≠ 0, I ≠ l ≠ 1, S ≠ 5, B ≠ 8.

O ≠ 0, I ≠ l ≠ 1, S ≠ 5, B ≠ 8 beachten.

shielded bündig **M12 × 1 | 2 mm**	shielded bündig **M12 × 1 | 2 mm**	unshielded nicht bündig **M12 × 1 | 4 mm**	unshielded nicht bündig **M12 × 1 | 4 mm**	unshielded nicht bündig **M12 × 1 | 4 mm**
standard	standard	standard	standard	standard
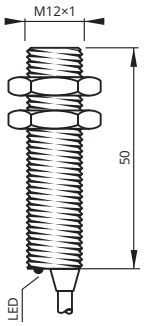	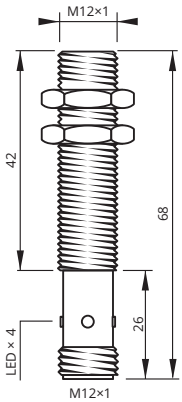	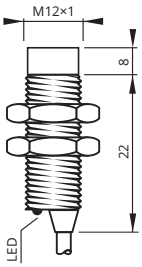	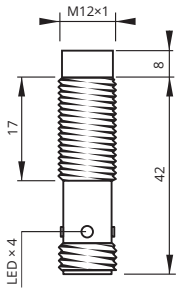	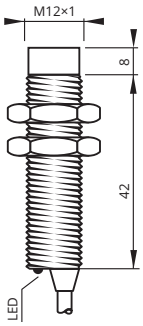

2 mm	2 mm	4 mm	4 mm	4 mm
10...30 V_{DC}	10...30 V_{DC}	10...30 V_{DC}	10...30 V_{DC}	10...30 V_{DC}
built-in integriert	built-in integriert	built-in integriert	built-in integriert	built-in integriert
<8 mA	<8 mA	<8 mA	<8 mA	<8 mA
200 mA	200 mA	200 mA	200 mA	200 mA
built-in integriert	built-in integriert	built-in integriert	built-in integriert	built-in integriert
<1.5 V @ 200 mA	<1.5 V @ 200 mA	<1.5 V @ 200 mA	<1.5 V @ 200 mA	<1.5 V @ 200 mA
1000 Hz	1000 Hz	750 Hz	750 Hz	750 Hz
Alu 0.45 · Brs 0.50 · SS 0.85	Alu 0.45 · Brs 0.50 · SS 0.85	Alu 0.45 · Brs 0.50 · SS 0.85	Alu 0.45 · Brs 0.50 · SS 0.85	Alu 0.45 · Brs 0.50 · SS 0.85
–25...+75 °C	–25...+75 °C	–25...+75 °C	–25...+75 °C	–25...+75 °C
IP67	IP67	IP67	IP67	IP67
PTFE	PTFE	PTFE	PTFE	PTFE
brass, PTFE coated	brass, PTFE coated	brass, PTFE coated	brass, PTFE coated	brass, PTFE coated
built-in integriert	built-in integriert	built-in integriert	built-in integriert	built-in integriert
PUR, ultra-flex	conn. M12 M12-Stecker	PUR, ultra-flex	conn. M12 M12-Stecker	PUR, ultra-flex
IWI12-S2PO50-A2P	IWI12-S2PO68-A12	IWI12-N4PO30-A2P	IWI12-N4PO50-A12	IWI12-N4PO50-A2P
IWI12-S2PC50-A2P	IWI12-S2PC68-A12	IWI12-N4PC30-A2P	IWI12-N4PC50-A12	IWI12-N4PC50-A2P
IWI12-S2NO50-A2P	IWI12-S2NO68-A12	IWI12-N4NO30-A2P	IWI12-N4NO50-A12	IWI12-N4NO50-A2P
IWI12-S2NC50-A2P	IWI12-S2NC68-A12	IWI12-N4NC30-A2P	IWI12-N4NC50-A12	IWI12-N4NC50-A2P

Xecro reserves the right to make minor changes without prior notification.
Xecro behält sich das Recht auf geringe Änderungen ohne Ankündigung vor.

Inductive Proximity Switch
3-Wire DC Weld-Field Immune

Induktive Näherungsschalter
3-Leiter DC Schweißfest

unshielded
nicht bündig
M12 × 1 | 4 mm

shielded
bündig
M18 × 1 | 5 mm

shielded
bündig
M18 × 1 | 5 mm

standard

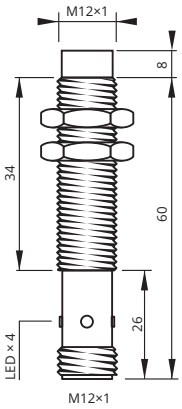

standard

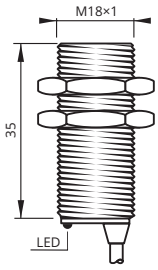

standard

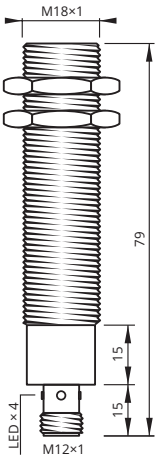

Sensing distance S_n	**Schaltabstand S_n**	**4 mm**	**5 mm**	**5 mm**
Operating voltage	Betriebsspannung	10...30 V_{DC}	10...30 V_{DC}	10...30 V_{DC}
Reverse polarity protection	Verpolungsschutz	built-in integriert	built-in integriert	built-in integriert
Current consumption	Stromverbrauch	<8 mA	<8 mA	<8 mA
Current load capability	Ausgangsbelastbarkeit	200 mA	200 mA	200 mA
Short circuit protection	Kurzschlussschutz	built-in integriert	built-in integriert	built-in integriert
Voltage drop	Spannungsabfall	<1.5 V @ 200 mA	<1.5 V @ 200 mA	<1.5 V @ 200 mA
Switching frequency	Schaltfrequenz	750 Hz	750 Hz	750 Hz
Correction factor	Korrekturfaktor	Alu 0.45 · Brs 0.50 · SS 0.85	Alu 0.45 · Brs 0.50 · SS 0.85	Alu 0.45 · Brs 0.50 · SS 0.85
Operating temperature	Betriebstemperatur	–25...+75 °C	–25...+75 °C	–25...+75 °C
Protection class	Schutzklasse	IP67	IP67	IP67
Sensing face	Sensorfläche	PTFE	PTFE	PTFE
Housing material	Gehäusewerkstoff	brass, PTFE coated	brass, PTFE coated	brass, PTFE coated
Switching indicator	Schaltanzeige	built-in integriert	built-in integriert	built-in integriert
Connection	Anschluss	conn. M12 M12-Stecker	PUR, ultra-flex	conn. M12 M12-Stecker
Article code PNP, NO	⎍	IWI12-N4PO68-A12	IWI18-S5PO35-A2P	IWI18-S5PO48-A12
Article code PNP, NC	⎍	IWI12-N4PC68-A12	IWI18-S5PC35-A2P	IWI18-S5PC48-A12
Article code NPN, NO	⎍	IWI12-N4NO68-A12	IWI18-S5NO35-A2P	IWI18-S5NO48-A12
Article code NPN, NC	⎍	IWI12-N4NC68-A12	IWI18-S5NC35-A2P	IWI18-S5NC48-A12

Mind O ≠ 0, I ≠ l ≠ 1, S ≠ 5, B ≠ 8.

O ≠ 0, I ≠ l ≠ 1, S ≠ 5, B ≠ 8 beachten.

shielded bündig **M18 × 1 | 5 mm**	shielded bündig **M18 × 1 | 5 mm**	unshielded nicht bündig **M18 × 1 | 8 mm**	unshielded nicht bündig **M18 × 1 | 8 mm**	unshielded nicht bündig **M18 × 1 | 8 mm**
standard	standard	standard	standard	standard
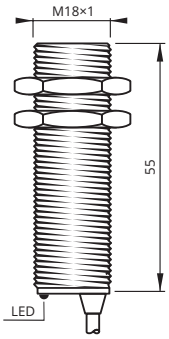	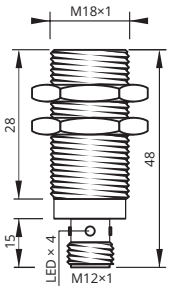	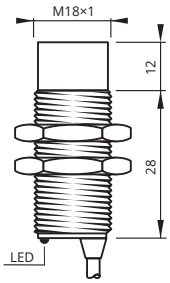	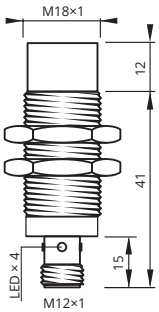	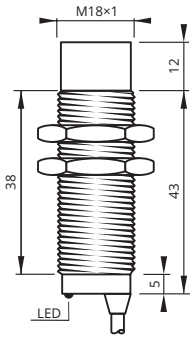

5 mm	5 mm	8 mm	8 mm	8 mm
10...30 V_{DC}	10...30 V_{DC}	10...30 V_{DC}	10...30 V_{DC}	10...30 V_{DC}
built-in integriert	built-in integriert	built-in integriert	built-in integriert	built-in integriert
<8 mA	<8 mA	<8 mA	<8 mA	<8 mA
200 mA	200 mA	200 mA	200 mA	200 mA
built-in integriert	built-in integriert	built-in integriert	built-in integriert	built-in integriert
<1.5 V @ 200 mA	<1.5 V @ 200 mA	<1.5 V @ 200 mA	<1.5 V @ 200 mA	<1.5 V @ 200 mA
750 Hz	750 Hz	500 Hz	500 Hz	500 Hz
Alu 0.45 · Brs 0.50 · SS 0.85	Alu 0.45 · Brs 0.50 · SS 0.85	Alu 0.45 · Brs 0.50 · SS 0.85	Alu 0.45 · Brs 0.50 · SS 0.85	Alu 0.45 · Brs 0.50 · SS 0.85
–25...+75 °C	–25...+75 °C	–25...+75 °C	–25...+75 °C	–25...+75 °C
IP67	IP67	IP67	IP67	IP67
PTFE	PTFE	PTFE	PTFE	PTFE
brass, PTFE coated	brass, PTFE coated	brass, PTFE coated	brass, PTFE coated	brass, PTFE coated
built-in integriert	built-in integriert	built-in integriert	built-in integriert	built-in integriert
PUR, ultra-flex	conn. M12 M12-Stecker	PUR, ultra-flex	conn. M12 M12-Stecker	PUR, ultra-flex
IWI18-S5PO55-A2P	IWI18-S5PO79-A12	IWI18-N8PO40-A2P	IWI18-N8PO53-A12	IWI18-N8PO55-A2P
IWI18-S5PC55-A2P	IWI18-S5PC79-A12	IWI18-N8PC40-A2P	IWI18-N8PC53-A12	IWI18-N8PC55-A2P
IWI18-S5NO55-A2P	IWI18-S5NO79-A12	IWI18-N8NO40-A2P	IWI18-N8NO53-A12	IWI18-N8NO55-A2P
IWI18-S5NC55-A2P	IWI18-S5NC79-A12	IWI18-N8NC40-A2P	IWI18-N8NC53-A12	IWI18-N8NC55-A2P

Xecro reserves the right to make minor changes without prior notification.
Xecro behält sich das Recht auf geringe Änderungen ohne Ankündigung vor.

Inductive Proximity Switch
3-Wire DC Weld-Field Immune

Induktive Näherungsschalter
3-Leiter DC Schweißfest

unshielded
nicht bündig
M18 × 1 | 8 mm

shielded
bündig
M30 × 1.5 | 10 mm

shielded
bündig
M30 × 1.5 | 10 mm

standard

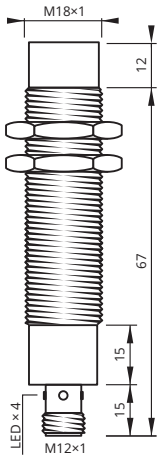

standard

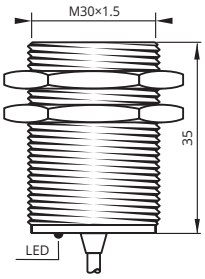

standard

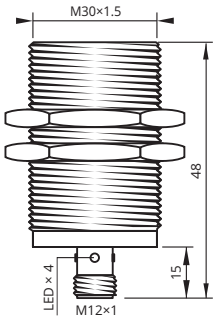

Sensing distance S_n	Schaltabstand S_n	8 mm		10 mm		10 mm	
Operating voltage	Betriebsspannung	10...30 V_{DC}		10...30 V_{DC}		10...30 V_{DC}	
Reverse polarity protection	Verpolungsschutz	built-in	integriert	built-in	integriert	built-in	integriert
Current consumption	Stromverbrauch	<8 mA		<8 mA		<8 mA	
Current load capability	Ausgangsbelastbarkeit	200 mA		200 mA		200 mA	
Short circuit protection	Kurzschlussschutz	built-in	integriert	built-in	integriert	built-in	integriert
Voltage drop	Spannungsabfall	<1.5 V @ 200 mA		<1.5 V @ 200 mA		<1.5 V @ 200 mA	
Switching frequency	Schaltfrequenz	500 Hz		220 Hz		220 Hz	
Correction factor	Korrekturfaktor	Alu 0.45 · Brs 0.50 · SS 0.85		Alu 0.45 · Brs 0.50 · SS 0.85		Alu 0.45 · Brs 0.50 · SS 0.85	
Operating temperature	Betriebstemperatur	–25...+75 °C		–25...+75 °C		–25...+75 °C	
Protection class	Schutzklasse	IP67		IP67		IP67	
Sensing face	Sensorfläche	PTFE		PTFE		PTFE	
Housing material	Gehäusewerkstoff	brass, PTFE coated		brass, PTFE coated		brass, PTFE coated	
Switching indicator	Schaltanzeige	built-in	integriert	built-in	integriert	built-in	integriert
Connection	Anschluss	conn. M12	M12-Stecker	PUR, ultra-flex		conn. M12	M12-Stecker
Article code PNP, NO	⎍	IWI18-N8PO79-A12		IWI30-S10PO35-A2P		IWI30-S10PO48-A12	
Article code PNP, NC	⎍	IWI18-N8PC79-A12		IWI30-S10PC35-A2P		IWI30-S10PC48-A12	
Article code NPN, NO	⎍	IWI18-N8NO79-A12		IWI30-S10NO35-A2P		IWI30-S10NO48-A12	
Article code NPN, NC	⎍	IWI18-N8NC79-A12		IWI30-S10NC35-A2P		IWI30-S10NC48-A12	

Mind O ≠ 0, I ≠ l ≠ 1, S ≠ 5, B ≠ 8.

O ≠ 0, I ≠ l ≠ 1, S ≠ 5, B ≠ 8 beachten.

shielded bündig **M30 × 1.5 | 10 mm**	shielded bündig **M30 × 1.5 | 10 mm**	unshielded nicht bündig **M30 × 1.5 | 15 mm**	unshielded nicht bündig **M30 × 1.5 | 15 mm**	unshielded nicht bündig **M30 × 1.5 | 15 mm**
standard	standard	standard	standard	standard
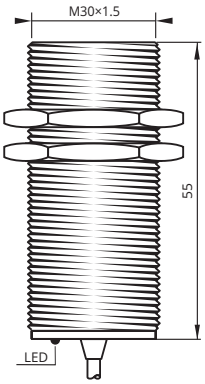	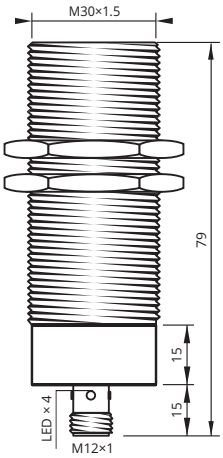	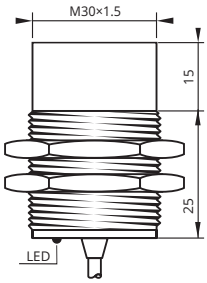	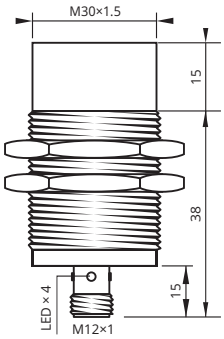	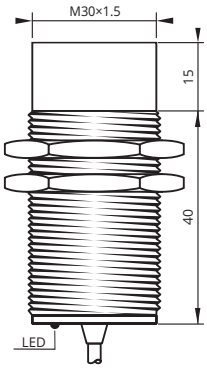

10 mm	10 mm	15 mm	15 mm	15 mm
10...30 V_{DC}	10...30 V_{DC}	10...30 V_{DC}	10...30 V_{DC}	10...30 V_{DC}
built-in integriert	built-in integriert	built-in integriert	built-in integriert	built-in integriert
<8 mA	<8 mA	<8 mA	<8 mA	<8 mA
200 mA	200 mA	200 mA	200 mA	200 mA
built-in integriert	built-in integriert	built-in integriert	built-in integriert	built-in integriert
<1.5 V @ 200 mA	<1.5 V @ 200 mA	<1.5 V @ 200 mA	<1.5 V @ 200 mA	<1.5 V @ 200 mA
220 Hz	220 Hz	220 Hz	220 Hz	220 Hz
Alu 0.45 · Brs 0.50 · SS 0.85	Alu 0.45 · Brs 0.50 · SS 0.85	Alu 0.45 · Brs 0.50 · SS 0.85	Alu 0.45 · Brs 0.50 · SS 0.85	Alu 0.45 · Brs 0.50 · SS 0.85
–25...+75 °C	–25...+75 °C	–25...+75 °C	–25...+75 °C	–25...+75 °C
IP67	IP67	IP67	IP67	IP67
PTFE	PTFE	PTFE	PTFE	PTFE
brass, PTFE coated	brass, PTFE coated	brass, PTFE coated	brass, PTFE coated	brass, PTFE coated
built-in integriert	built-in integriert	built-in integriert	built-in integriert	built-in integriert
PUR, ultra-flex	conn. M12 M12-Stecker	PUR, ultra-flex	conn. M12 M12-Stecker	PUR, ultra-flex
IWI30-S10PO55-A2P	IWI30-S10PO79-A12	IWI30-N15PO40-A2P	IWI30-N15PO53-A12	IWI30-N15PO55-A2P
IWI30-S10PC55-A2P	IWI30-S10PC79-A12	IWI30-N15PC40-A2P	IWI30-N15PC53-A12	IWI30-N15PC55-A2P
IWI30-S10NO55-A2P	IWI30-S10NO79-A12	IWI30-N15NO40-A2P	IWI30-N15NO53-A12	IWI30-N15NO55-A2P
IWI30-S10NC55-A2P	IWI30-S10NC79-A12	IWI30-N15NC40-A2P	IWI30-N15NC53-A12	IWI30-N15NC55-A2P

Xecro reserves the right to make minor changes without prior notification.
Xecro behält sich das Recht auf geringe Änderungen ohne Ankündigung vor.

Inductive Proximity Switch
3-Wire DC Weld-Field Immune

Induktive Näherungsschalter
3-Leiter DC Schweißfest

unshielded
nicht bündig
M30 × 1.5 | 15 mm

standard

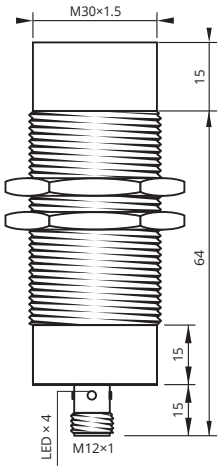

Sensing distance S_n	Schaltabstand S_n	15 mm	
Operating voltage	Betriebsspannung	10...30 V_{DC}	
Reverse polarity protection	Verpolungsschutz	built-in	integriert
Current consumption	Stromverbrauch	<8 mA	
Current load capability	Ausgangsbelastbarkeit	200 mA	
Short circuit protection	Kurzschlussschutz	built-in	integriert
Voltage drop	Spannungsabfall	<1.5 V @ 200 mA	
Switching frequency	Schaltfrequenz	220 Hz	
Correction factor	Korrekturfaktor	Alu 0.45 · Brs 0.50 · SS 0.85	
Operating temperature	Betriebstemperatur	–25...+75 °C	
Protection class	Schutzklasse	IP67	
Sensing face	Sensorfläche	PTFE	
Housing material	Gehäusewerkstoff	brass, PTFE coated	
Switching indicator	Schaltanzeige	built-in	integriert
Connection	Anschluss	conn. M12	M12-Stecker
Article code PNP, NO	⎍	IWI30-N15PO79-A12	
Article code PNP, NC	⎍	IWI30-N15PC79-A12	
Article code NPN, NO	⎍	IWI30-N15NO79-A12	
Article code NPN, NC	⎍	IWI30-N15NC79-A12	

Mind O ≠ 0, I ≠ l ≠ 1, S ≠ 5, B ≠ 8.

O ≠ 0, I ≠ l ≠ 1, S ≠ 5, B ≠ 8 beachten.

Xecro reserves the right to make minor changes without prior notification.
Xecro behält sich das Recht auf geringe Änderungen ohne Ankündigung vor.

Benefits:

- Static and dynamic detection
- High resolution
- Adjustable impulse lengthening
- Short response time
- Connectable in series
- Connector parallel or in right angle for optimal conduit routing

Vorteile:

- Statische und dynamische Erfassung
- Hohe Auflösung
- Einstellbare Impulsverlängerung
- Kurze Ansprechzeit
- In Reihe schaltbar
- Parallele und rechtwinklige Stecker für eine optimale Leitungsführung

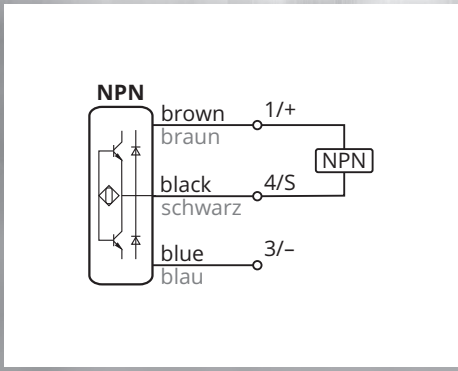

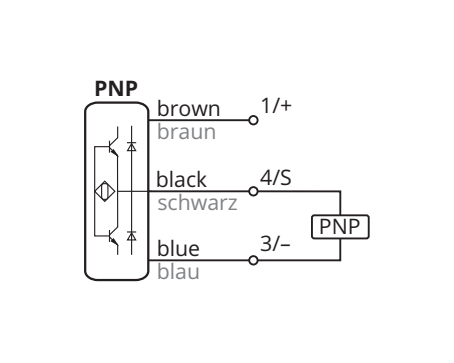

Data sheets are available on http://xecro.com.

Datenblätter sind auf http://xecro.com verfügbar.

All devices of this section may not be used if the safety of persons rely on their faultless function!

Alle Geräte dieses Abschnittes dürfen nicht verwendet werden, wenn die Sicherheit von Personen von deren fehlerlosen Funktion abhängt!

Inductive Sensors
3-Wire DC Ring Sensors

Metallic small parts are detected statically or dynamically by ring sensors from XECRO, e.g. in the feed line (also wire breakage) or in the ejection. Static detection means that the output is on as long as an object is located in the sensing range. Dynamic detection means that the sensor switches when a metallic object is moving in the sensing range, thus, even very fast travelling objects are detected. Due to the high resolution, short response time, adjustable impulse lengthening, and a switch to select normally closed or normally open function, XECRO ring sensors are suitable for general purposes. They are shielded in the best possible way against interferences, so they can be connected in series or on metallic components. The M12 connector is mounted parallel or in a right angle to the conduit for an optimal conduit routing. They are protected against short circuit, polarity reversal, and overload.

Mit induktiven Ringsensoren von XECRO werden metallische Kleinteile statisch oder dynamisch erfasst, zum Beispiel in der Zuführung (auch Drahtbruch) oder im Auswurf. Statisch heißt, dass der Ausgang geschaltet ist solange wie das Objekt sich im Erfassungsbereich befindet. Dynamisch heißt, dass der Sensor schaltet sobald sich ein metallisches Objekt im Erfassungsbereich bewegt, so dass auch kleinste und sehr schnelle Objekte erkannt werden. Durch eine hohe Auflösung, kurze Ansprechzeit, einstellbare Impulsverlängerung und einen Umschalter zwischen Schließer- und Öffnerfunktion sind XECROs Ringsensoren universell einsetzbar. Sie sind gegen Störeinflüsse bestmöglich abgeschirmt, so dass sie in Reihe und auch an Metallteilen eingebaut werden können. Für eine optimale Leitungsführung ist der M12-Stecker rechtwinklig oder parallel zum Leitungsverlauf angebracht. Sie sind gegen Kurzschluss, Verpolung und Überlast geschützt.

Inductive Proximity Switch
3-Wire DC Ring Sensors

Induktive Näherungsschalter
3-Leiter DC Ringsensoren

adjustable, ⌀ >1 mm
einstellbar, ⌀ >1 mm
⌀ 6.1 mm

adjustable, ⌀ >1 mm
einstellbar, ⌀ >1 mm
⌀ 6.1 mm

static
statisch

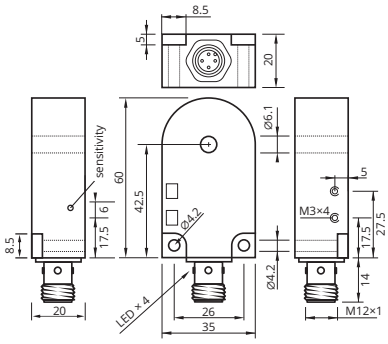

static
statisch

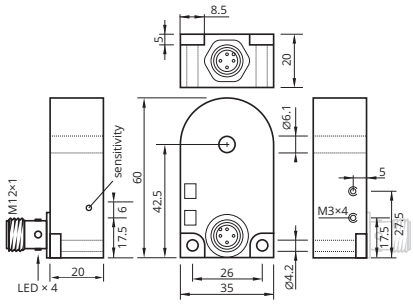

Resolution	Auflösung	adjustable, ⌀ >1 mm		adjustable, ⌀ >1 mm	
Operating voltage	Betriebsspannung	10...30 V_{DC}		10...30 V_{DC}	
Reverse polarity protection	Verpolungsschutz	built-in	integriert	built-in	integriert
Current consumption	Stromverbrauch	<10 mA		<10 mA	
Current load capability	Ausgangsbelastbarkeit	200 mA		200 mA	
Short circuit protection	Kurzschlussschutz	built-in	integriert	built-in	integriert
Voltage drop	Spannungsabfall	<2 V @ 200 mA		<2 V @ 200 mA	
Adjustment	Einstellung	multiturn pot	Mehrgangpoti	multiturn pot	Mehrgangpoti
Object speed	Teilegeschwindigkeit	— | <20 m/s (<115 ft/s)		— | <20 m/s (<115 ft/s)	
Response · Release time	Ansprechzeit · Abfallzeit	0.5 ms | 10 ms		0.5 ms | 10 ms	
Operating temperature	Betriebstemperatur	–25...+70 °C		–25...+70 °C	
Protection class	Schutzklasse	IP67		IP67	
Ring material	Ringwerkstoff	PBT		PBT	
Housing material	Gehäusewerkstoff	PA 6.6		PA 6.6	
Switching indicator	Schaltanzeige	built-in	integriert	built-in	integriert
Connection	Anschluss	conn. M12	M12-Stecker	conn. M12	M12-Stecker
Article code PNP, NO	⎍	IR6S-PO-A12		IR6S-PO-RA12	
Article code PNP, NC	⎍	IR6S-PC-A12		IR6S-PC-RA12	
Article code NPN, NO	⎍	IR6S-NO-A12		IR6S-NO-RA12	
Article code NPN, NC	⎍	IR6S-NC-A12		IR6S-NC-RA12	

Mind O ≠ 0, I ≠ l ≠ 1, S ≠ 5, B ≠ 8.

O ≠ 0, I ≠ l ≠ 1, S ≠ 5, B ≠ 8 beachten.

adjustable, ⌀ >1 mm
einstellbar, ⌀ >1 mm
⌀ 10.1 mm

static
statisch

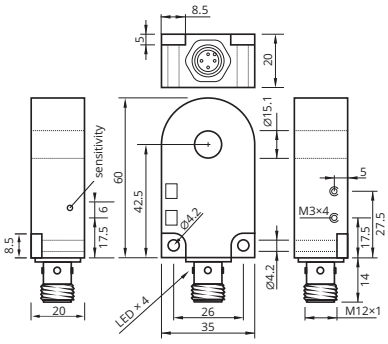

adjustable, ⌀ >1 mm
einstellbar, ⌀ >1 mm
⌀ 10.1 mm

static
statisch

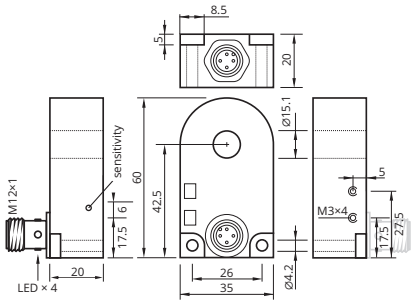

adjustable, ⌀ >2 mm
einstellbar, ⌀ >2 mm
⌀ 15.1 mm

static
statisch

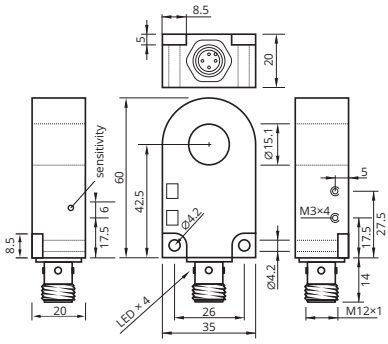

adjustable, ⌀ >1 mm		adjustable, ⌀ >1 mm		adjustable, ⌀ >2 mm	
10...30 V_{DC}		10...30 V_{DC}		10...30 V_{DC}	
built-in	integriert	built-in	integriert	built-in	integriert
<10 mA		<10 mA		<10 mA	
200 mA		200 mA		200 mA	
built-in	integriert	built-in	integriert	built-in	integriert
<2 V @ 200 mA		<2 V @ 200 mA		<2 V @ 200 mA	
multiturn pot	Mehrgangpoti	multiturn pot	Mehrgangpoti	multiturn pot	Mehrgangpoti
— | <20 m/s (<115 ft/s)		— | <20 m/s (<115 ft/s)		— | <20 m/s (<115 ft/s)	
0.5 ms | 10 ms		0.5 ms | 10 ms		0.5 ms | 10 ms	
–25...+70 °C		–25...+70 °C		–25...+70 °C	
IP67		IP67		IP67	
PBT		PBT		PBT	
PA 6.6		PA 6.6		PA 6.6	
built-in	integriert	built-in	integriert	built-in	integriert
conn. M12	M12-Stecker	conn. M12	M12-Stecker	conn. M12	M12-Stecker
IR10S-PO-A12		IR10S-PO-RA12		IR15S-PO-A12	
IR10S-PC-A12		IR10S-PC-RA12		IR15S-PC-A12	
IR10S-NO-A12		IR10S-NO-RA12		IR15S-NO-A12	
IR10S-NC-A12		IR10S-NC-RA12		IR15S-NC-A12	

Xecro reserves the right to make minor changes without prior notification.
Xecro behält sich das Recht auf geringe Änderungen ohne Ankündigung vor.

Inductive Proximity Switch
3-Wire DC Ring Sensors

Induktive Näherungsschalter
3-Leiter DC Ringsensoren

adjustable, Ø >2 mm
einstellbar, Ø >2 mm
Ø 15.1 mm

adjustable, Ø >2 mm
einstellbar, Ø >2 mm
Ø 21.1 mm

static
statisch

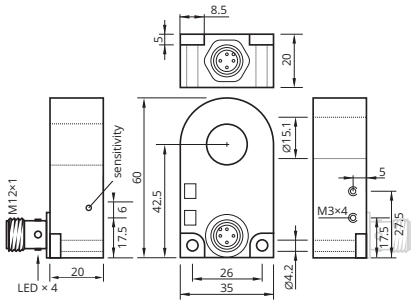

static
statisch

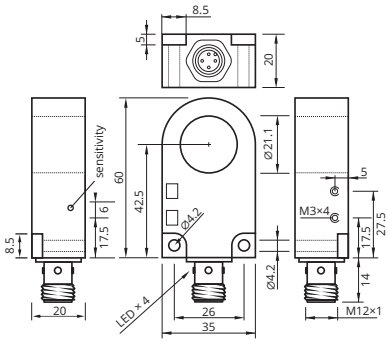

Resolution	Auflösung	adjustable, Ø >2 mm		adjustable, Ø >2 mm	
Operating voltage	Betriebsspannung	10...30 V_{DC}		10...30 V_{DC}	
Reverse polarity protection	Verpolungsschutz	built-in	integriert	built-in	integriert
Current consumption	Stromverbrauch	<10 mA		<10 mA	
Current load capability	Ausgangsbelastbarkeit	200 mA		200 mA	
Short circuit protection	Kurzschlussschutz	built-in	integriert	built-in	integriert
Voltage drop	Spannungsabfall	<2 V @ 200 mA		<2 V @ 200 mA	
Adjustment	Einstellung	multiturn pot	Mehrgangpoti	multiturn pot	Mehrgangpoti
Object speed	Teilegeschwindigkeit	— | <20 m/s (<115 ft/s)		— | <20 m/s (<115 ft/s)	
Response · Release time	Ansprechzeit · Abfallzeit	0.5 ms | 10 ms		0.5 ms | 10 ms	
Operating temperature	Betriebstemperatur	–25...+70 °C		–25...+70 °C	
Protection class	Schutzklasse	IP67		IP67	
Ring material	Ringwerkstoff	PBT		PBT	
Housing material	Gehäusewerkstoff	PA 6.6		PA 6.6	
Switching indicator	Schaltanzeige	built-in	integriert	built-in	integriert
Connection	Anschluss	conn. M12	M12-Stecker	conn. M12	M12-Stecker
Article code PNP, NO	⎍	IR15S-PO-RA12		IR21S-PO-A12	
Article code PNP, NC	⎍	IR15S-PC-RA12		IR21S-PC-A12	
Article code NPN, NO	⎍	IR15S-NO-RA12		IR21S-NO-A12	
Article code NPN, NC	⎍	IR15S-NC-RA12		IR21S-NC-A12	

Mind O ≠ 0, I ≠ l ≠ 1, S ≠ 5, B ≠ 8.

O ≠ 0, I ≠ l ≠ 1, S ≠ 5, B ≠ 8 beachten.

adjustable, ∅ >2 mm
einstellbar, ∅ >2 mm
∅ 21.1 mm

static
statisch

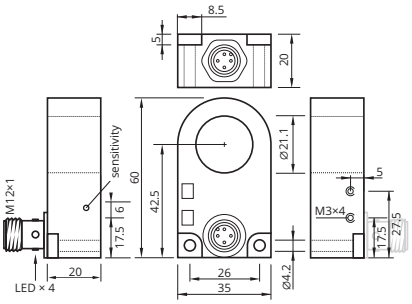

adjustable, ∅ >2 mm	
10...30 V_{DC}	
built-in	integriert
<10 mA	
200 mA	
built-in	integriert
<2 V @ 200 mA	
multiturn pot	Mehrgangpoti
— | <20 m/s (<115 ft/s)	
0.5 ms | 10 ms	
–25...+70 °C	
IP67	
PBT	
PA 6.6	
built-in	integriert
conn. M12	M12-Stecker
IR21S-PO-RA12	
IR21S-PC-RA12	
IR21S-NO-RA12	
IR21S-NC-RA12	

Xecro reserves the right to make minor changes without prior notification.
Xecro behält sich das Recht auf geringe Änderungen ohne Ankündigung vor.

Inductive Proximity Switch
3-Wire DC Ring Sensors

Induktive Näherungsschalter
3-Leiter DC Ringsensoren

adjustable, ⌀ >0.5 mm
einstellbar, ⌀ >0.5 mm
⌀ 6.1 mm

static | enhanced settings
statisch | erweiterte Einstellungen

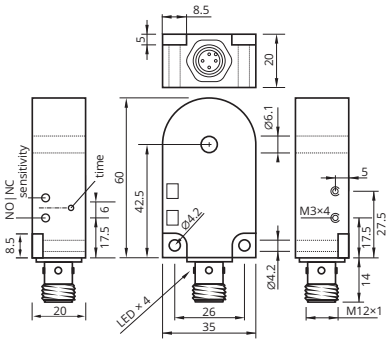

adjustable, ⌀ >0.5 mm
einstellbar, ⌀ >0.5 mm
⌀ 6.1 mm

static | enhanced settings
statisch | erweiterte Einstellungen

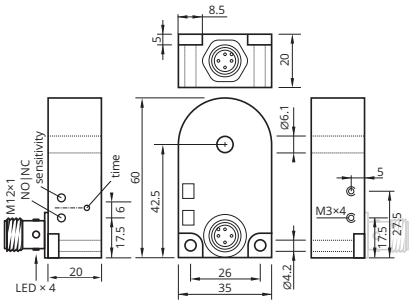

Resolution	Auflösung	adjustable, ⌀ >0.5 mm		adjustable, ⌀ >0.5 mm	
Operating voltage	Betriebsspannung	10...30 V_{DC}		10...30 V_{DC}	
Reverse polarity protection	Verpolungsschutz	built-in	integriert	built-in	integriert
Current consumption	Stromverbrauch	<10 mA		<10 mA	
Current load capability	Ausgangsbelastbarkeit	200 mA		200 mA	
Short circuit protection	Kurzschlussschutz	built-in	integriert	built-in	integriert
Impulse lengthening	Impulsverlängerung	0...150 ms		0...150 ms	
Voltage drop	Spannungsabfall	<2 V @ 200 mA		<2 V @ 200 mA	
Adjustment	Einstellung	multiturn pot	Mehrgangpoti	multiturn pot	Mehrgangpoti
Object speed	Teilegeschwindigkeit	0.1 m/s (0,3 ft/s) | 35 m/s (115 ft/s)		0.1 m/s (0,3 ft/s) | 35 m/s (115 ft/s)	
Response · Release time	Ansprechzeit · Abfallzeit	0.2 ms | 0.2 ms		0.2 ms | 0.2 ms	
Operating temperature	Betriebstemperatur	–25...+70 °C		–25...+70 °C	
Protection class	Schutzklasse	IP67		IP67	
Ring material	Ringwerkstoff	PBT		PBT	
Housing material	Gehäusewerkstoff	PA 6.6		PA 6.6	
Switching indicator	Schaltanzeige	built-in	integriert	built-in	integriert
Connection	Anschluss	conn. M12	M12-Stecker	conn. M12	M12-Stecker
Article code PNP, NO ↔ NC	⎍ ↔ ⎍	IR6S-PS-A12		IR6S-PS-RA12	
Article code NPN, NO ↔ NC	⎍ ↔ ⎍	IR6S-NS-A12		IR6S-NS-RA12	

Mind O ≠ 0, I ≠ l ≠ 1, S ≠ 5, B ≠ 8.

O ≠ 0, I ≠ l ≠ 1, S ≠ 5, B ≠ 8 beachten.

adjustable, ⌀ >0.6 mm
einstellbar, ⌀ >0.6 mm
⌀ 10.1 mm

static | enhanced settings
statisch | erweiterte Einstellungen

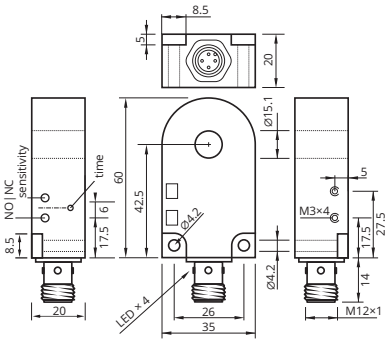

adjustable, ⌀ >0.6 mm
einstellbar, ⌀ >0.6 mm
⌀ 10.1 mm

static | enhanced settings
statisch | erweiterte Einstellungen

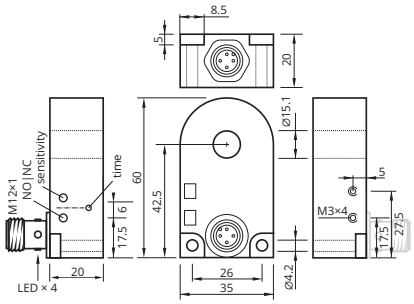

adjustable, ⌀ >0.8 mm
einstellbar, ⌀ >0.8 mm
⌀ 15.1 mm

static | enhanced settings
statisch | erweiterte Einstellungen

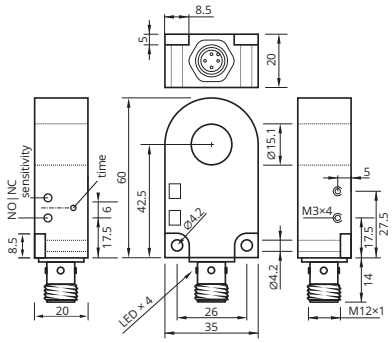

adjustable, ⌀ >0.6 mm		adjustable, ⌀ >0.6 mm		adjustable, ⌀ >0.8 mm	
10...30 V_{DC}		10...30 V_{DC}		10...30 V_{DC}	
built-in	integriert	built-in	integriert	built-in	integriert
<10 mA		<10 mA		<10 mA	
200 mA		200 mA		200 mA	
built-in	integriert	built-in	integriert	built-in	integriert
0...150 ms		0...150 ms		0...150 ms	
<2 V @ 200 mA		<2 V @ 200 mA		<2 V @ 200 mA	
multiturn pot	Mehrgangpoti	multiturn pot	Mehrgangpoti	multiturn pot	Mehrgangpoti
0.1 m/s (0,3 ft/s) | 35 m/s (115 ft/s)		0.1 m/s (0,3 ft/s) | 35 m/s (115 ft/s)		0.1 m/s (0,3 ft/s) | 35 m/s (115 ft/s)	
0.2 ms | 0.2 ms		0.2 ms | 0.2 ms		0.2 ms | 0.2 ms	
–25...+70 °C		–25...+70 °C		–25...+70 °C	
IP67		IP67		IP67	
PBT		PBT		PBT	
PA 6.6		PA 6.6		PA 6.6	
built-in	integriert	built-in	integriert	built-in	integriert
conn. M12	M12-Stecker	conn. M12	M12-Stecker	conn. M12	M12-Stecker
IR10S-PS-A12		IR10S-PS-RA12		IR15S-PS-A12	
IR10S-NS-A12		IR10S-NS-RA12		IR15S-NS-A12	

Xecro reserves the right to make minor changes without prior notification.
Xecro behält sich das Recht auf geringe Änderungen ohne Ankündigung vor.

Inductive Proximity Switch
3-Wire DC Ring Sensors

Induktive Näherungsschalter
3-Leiter DC Ringsensoren

adjustable, ⌀ >0.8 mm
einstellbar, ⌀ >0.8 mm
⌀ 15.1 mm

static | enhanced settings
statisch | erweiterte Einstellungen

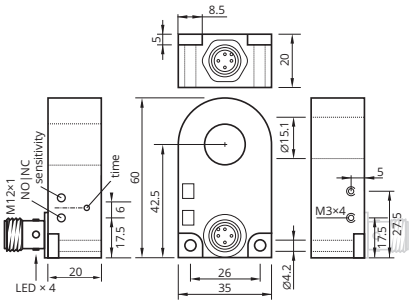

adjustable, ⌀ >1.0 mm
einstellbar, ⌀ >1.0 mm
⌀ 21.1 mm

static | enhanced settings
statisch | erweiterte Einstellungen

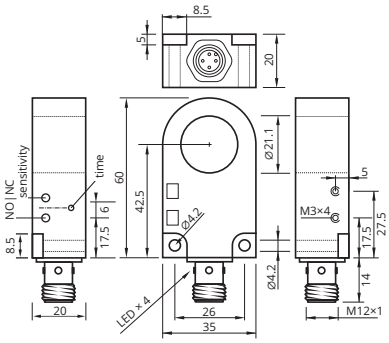

Resolution	Auflösung	adjustable, ⌀ >0.8 mm		adjustable, ⌀ >1.0 mm	
Operating voltage	Betriebsspannung	10...30 V_{DC}		10...30 V_{DC}	
Reverse polarity protection	Verpolungsschutz	built-in	integriert	built-in	integriert
Current consumption	Stromverbrauch	<10 mA		<10 mA	
Current load capability	Ausgangsbelastbarkeit	200 mA		200 mA	
Short circuit protection	Kurzschlussschutz	built-in	integriert	built-in	integriert
Impulse lengthening	Impulsverlängerung	0...150 ms		0...150 ms	
Voltage drop	Spannungsabfall	<2 V @ 200 mA		<2 V @ 200 mA	
Adjustment	Einstellung	multiturn pot	Mehrgangpoti	multiturn pot	Mehrgangpoti
Object speed	Teilegeschwindigkeit	0.1 m/s (0,3 ft/s) | 35 m/s (115 ft/s)		0.1 m/s (0,3 ft/s) | 35 m/s (115 ft/s)	
Response · Release time	Ansprechzeit · Abfallzeit	0.2 ms | 0.2 ms		0.2 ms | 0.2 ms	
Operating temperature	Betriebstemperatur	–25...+70 °C		–25...+70 °C	
Protection class	Schutzklasse	IP67		IP67	
Ring material	Ringwerkstoff	PBT		PBT	
Housing material	Gehäusewerkstoff	PA 6.6		PA 6.6	
Switching indicator	Schaltanzeige	built-in	integriert	built-in	integriert
Connection	Anschluss	conn. M12	M12-Stecker	conn. M12	M12-Stecker
Article code PNP, NO ↔ NC	⎍ ↔ ⎍	IR15S-PS-RA12		IR21S-PS-A12	
Article code NPN, NO ↔ NC	⎍ ↔ ⎍	IR15S-NS-RA12		IR21S-NS-A12	

Mind O ≠ 0, I ≠ l ≠ 1, S ≠ 5, B ≠ 8.

O ≠ 0, I ≠ l ≠ 1, S ≠ 5, B ≠ 8 beachten.

adjustable, ⌀ >1.0 mm
einstellbar, ⌀ >1.0 mm
⌀ 21.1 mm

static | enhanced settings
statisch | erweiterte Einstellungen

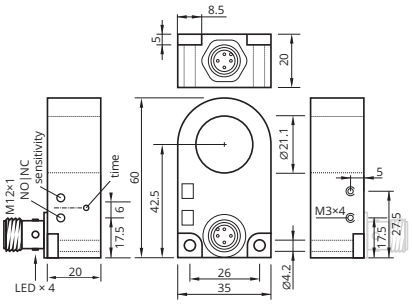

adjustable, ⌀ >0.5 mm
einstellbar, ⌀ >0.5 mm
⌀ 6.1 mm

dynamic
dynamisch

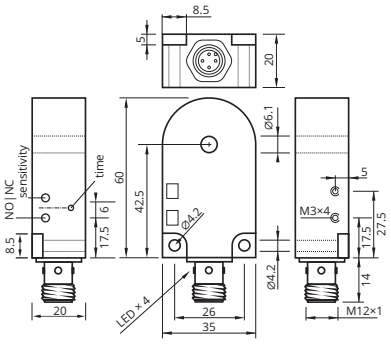

adjustable, ⌀ >0.5 mm
einstellbar, ⌀ >0.5 mm
⌀ 6.1 mm

dynamic
dynamisch

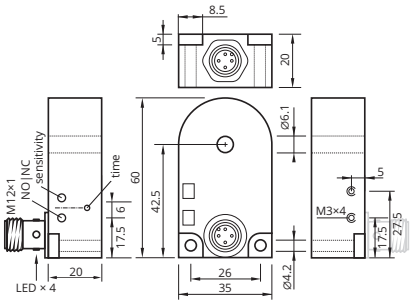

adjustable, ⌀ >1.0 mm		adjustable, ⌀ >0.5 mm		adjustable, ⌀ >0.5 mm	
10...30 V_{DC}		10...30 V_{DC}		10...30 V_{DC}	
built-in	integriert	built-in	integriert	built-in	integriert
<10 mA		<10 mA		<10 mA	
200 mA		200 mA		200 mA	
built-in	integriert	built-in	integriert	built-in	integriert
0...150 ms		0...150 ms		0...150 ms	
<2 V @ 200 mA		<2 V @ 200 mA		<2 V @ 200 mA	
multiturn pot	Mehrgangpoti	multiturn pot	Mehrgangpoti	multiturn pot	Mehrgangpoti
0.1 m/s (0,3 ft/s) | 35 m/s (115 ft/s)		0.1 m/s (0,3 ft/s) | 35 m/s (115 ft/s)		0.1 m/s (0,3 ft/s) | 35 m/s (115 ft/s)	
0.2 ms | 0.2 ms		0.2 ms | 0.2 ms		0.2 ms | 0.2 ms	
–25...+70 °C		–25...+70 °C		–25...+70 °C	
IP67		IP67		IP67	
PBT		PBT		PBT	
PA 6.6		PA 6.6		PA 6.6	
built-in	integriert	built-in	integriert	built-in	integriert
conn. M12	M12-Stecker	conn. M12	M12-Stecker	conn. M12	M12-Stecker
IR21S-PS-RA12		IR6D-PS-A12		IR6D-PS-RA12	
IR21S-NS-RA12		IR6D-NS-A12		IR6D-NS-RA12	

Xecro reserves the right to make minor changes without prior notification.
Xecro behält sich das Recht auf geringe Änderungen ohne Ankündigung vor.

Inductive Proximity Switch
3-Wire DC Ring Sensors

Induktive Näherungsschalter
3-Leiter DC Ringsensoren

adjustable, ⌀ >0.6 mm
einstellbar, ⌀ >0.6 mm
⌀ 10.1 mm

adjustable, ⌀ >0.6 mm
einstellbar, ⌀ >0.6 mm
⌀ 10.1 mm

dynamic
dynamisch

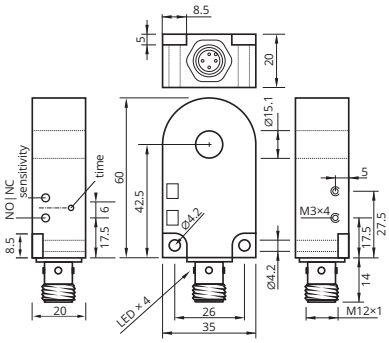

dynamic
dynamisch

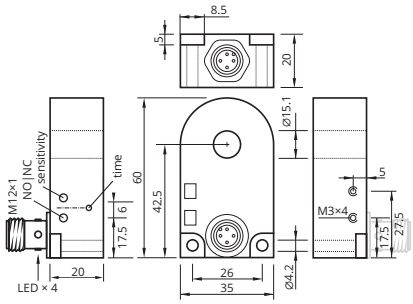

Resolution	Auflösung	adjustable, ⌀ >0.6 mm		adjustable, ⌀ >0.6 mm	
Operating voltage	Betriebsspannung	10...30 V_{DC}		10...30 V_{DC}	
Reverse polarity protection	Verpolungsschutz	built-in	integriert	built-in	integriert
Current consumption	Stromverbrauch	<10 mA		<10 mA	
Current load capability	Ausgangsbelastbarkeit	200 mA		200 mA	
Short circuit protection	Kurzschlussschutz	built-in	integriert	built-in	integriert
Impulse lengthening	Impulsverlängerung	0...150 ms		0...150 ms	
Voltage drop	Spannungsabfall	<2 V @ 200 mA		<2 V @ 200 mA	
Adjustment	Einstellung	multiturn pot	Mehrgangpoti	multiturn pot	Mehrgangpoti
Object speed	Teilegeschwindigkeit	0.1 m/s (0,3 ft/s) | 35 m/s (115 ft/s)		0.1 m/s (0,3 ft/s) | 35 m/s (115 ft/s)	
Response · Release time	Ansprechzeit · Abfallzeit	0.2 ms | 0.2 ms		0.2 ms | 0.2 ms	
Operating temperature	Betriebstemperatur	–25...+70 °C		–25...+70 °C	
Protection class	Schutzklasse	IP67		IP67	
Ring material	Ringwerkstoff	PBT		PBT	
Housing material	Gehäusewerkstoff	PA 6.6		PA 6.6	
Switching indicator	Schaltanzeige	built-in	integriert	built-in	integriert
Connection	Anschluss	conn. M12	M12-Stecker	conn. M12	M12-Stecker
Article code PNP, NO ↔ NC	⁄_ ↔ ⁄L	IR10D-PS-A12		IR10D-PS-RA12	
Article code NPN, NO ↔ NC	⁄_ ↔ ⁄L	IR10D-NS-A12		IR10D-NS-RA12	

Mind O ≠ 0, I ≠ l ≠ 1, S ≠ 5, B ≠ 8.

O ≠ 0, I ≠ l ≠ 1, S ≠ 5, B ≠ 8 beachten.

adjustable, ⌀ >0.8 mm
einstellbar, ⌀ >0.8 mm
⌀ 15.1 mm

dynamic
dynamisch

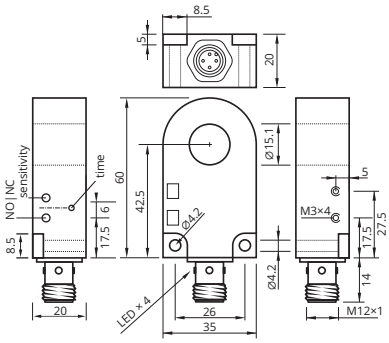

adjustable, ⌀ >0.8 mm
einstellbar, ⌀ >0.8 mm
⌀ 15.1 mm

dynamic
dynamisch

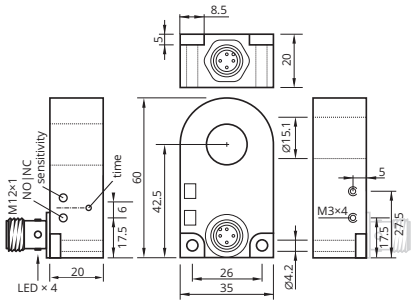

adjustable, ⌀ >1.0 mm
einstellbar, ⌀ >1.0 mm
⌀ 21.1 mm

dynamic
dynamisch

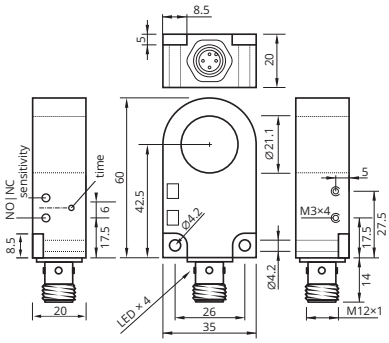

adjustable, ⌀ >0.8 mm		adjustable, ⌀ >0.8 mm		adjustable, ⌀ >1.0 mm	
10...30 V_{DC}		10...30 V_{DC}		10...30 V_{DC}	
built-in	integriert	built-in	integriert	built-in	integriert
<10 mA		<10 mA		<10 mA	
200 mA		200 mA		200 mA	
built-in	integriert	built-in	integriert	built-in	integriert
0...150 ms		0...150 ms		0...150 ms	
<2 V @ 200 mA		<2 V @ 200 mA		<2 V @ 200 mA	
multiturn pot	Mehrgangpoti	multiturn pot	Mehrgangpoti	multiturn pot	Mehrgangpoti
0.1 m/s (0,3 ft/s) | 35 m/s (115 ft/s)		0.1 m/s (0,3 ft/s) | 35 m/s (115 ft/s)		0.1 m/s (0,3 ft/s) | 35 m/s (115 ft/s)	
0.2 ms | 0.2 ms		0.2 ms | 0.2 ms		0.2 ms | 0.2 ms	
–25...+70 °C		–25...+70 °C		–25...+70 °C	
IP67		IP67		IP67	
PBT		PBT		PBT	
PA 6.6		PA 6.6		PA 6.6	
built-in	integriert	built-in	integriert	built-in	integriert
conn. M12	M12-Stecker	conn. M12	M12-Stecker	conn. M12	M12-Stecker
IR15D-PS-A12		IR15D-PS-RA12		IR21D-PS-A12	
IR15D-NS-A12		IR15D-NS-RA12		IR21D-NS-A12	

Xecro reserves the right to make minor changes without prior notification.
Xecro behält sich das Recht auf geringe Änderungen ohne Ankündigung vor.

Inductive Proximity Switch
3-Wire DC Ring Sensors

Induktive Näherungsschalter
3-Leiter DC Ringsensoren

adjustable, Ø >1.0 mm
einstellbar, Ø >1.0 mm
Ø 21.1 mm

dynamic
dynamisch

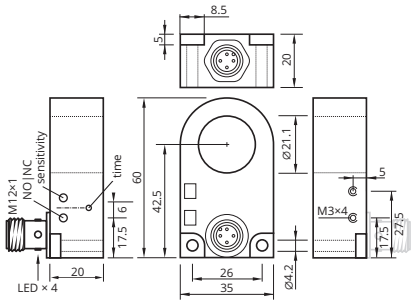

Resolution	Auflösung	adjustable, Ø >1.0 mm	
Operating voltage	Betriebsspannung	10...30 V_{DC}	
Reverse polarity protection	Verpolungsschutz	built-in	integriert
Current consumption	Stromverbrauch	<10 mA	
Current load capability	Ausgangsbelastbarkeit	200 mA	
Short circuit protection	Kurzschlussschutz	built-in	integriert
Impulse lengthening	Impulsverlängerung	0...150 ms	
Voltage drop	Spannungsabfall	<2 V @ 200 mA	
Adjustment	Einstellung	multiturn pot	Mehrgangpoti
Object speed	Teilegeschwindigkeit	0.1 m/s (0,3 ft/s) | 35 m/s (115 ft/s)	
Response · Release time	Ansprechzeit · Abfallzeit	0.2 ms | 0.2 ms	
Operating temperature	Betriebstemperatur	–25...+70 °C	
Protection class	Schutzklasse	IP67	
Ring material	Ringwerkstoff	PBT	
Housing material	Gehäusewerkstoff	PA 6.6	
Switching indicator	Schaltanzeige	built-in	integriert
Connection	Anschluss	conn. M12	M12-Stecker
Article code PNP, NO ↔ NC	⎍ ↔ ⎍	IR21D-PS-RA12	
Article code NPN, NO ↔ NC	⎍ ↔ ⎍	IR21D-NS-RA12	

Mind O ≠ 0, I ≠ l ≠ 1, S ≠ 5, B ≠ 8.

O ≠ 0, I ≠ l ≠ 1, S ≠ 5, B ≠ 8 beachten.

Xecro reserves the right to make minor changes without prior notification.
Xecro behält sich das Recht auf geringe Änderungen ohne Ankündigung vor.

Benefits:

- Highest sensing distances in its class
- Sensitivity adjustment by multi-turn potentiometer
- Metal housings Ø6.5mm...M30
- Plastic housings Ø6.5mm...M30
- PTFE housings M18...M30

Vorteile:

- Höchste Schaltabstände ihrer Klasse
- Einstellung des Schaltpunktes mit Mehrgang-Potentiometer
- Metallgehäuse Ø6.5 mm...M30
- Kunststoffgehäuse Ø6.5 mm...M30
- PTFE-Gehäuse M18...M30

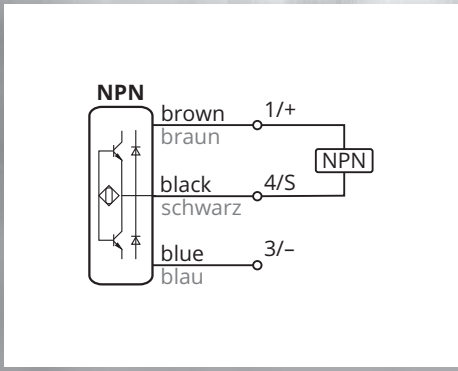

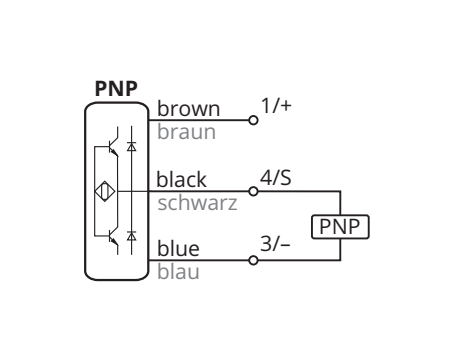

Data sheets are available on http://xecro.com.

Datenblätter sind auf http://xecro.com verfügbar.

All devices of this section may not be used if the safety of persons rely on their faultless function!

Alle Geräte dieses Abschnittes dürfen nicht verwendet werden, wenn die Sicherheit von Personen von deren fehlerlosen Funktion abhängt!

Capacitive Sensors 3-Wire DC

Standard Class · Extended Class

XECRO's Extended Sensing Range Class of capacitive sensors cover all common diameters between ∅6.5 mm and M30. The Standard Sensing Range Class comes with excellent sensing distances by default. The Capacitive Extended Class sensors are a perfect choice for cost sensitive applications when extra-long sensing distances are not required. The Capacitive Extended Class forms the reference for all sensors to be used between –25...+75°C and with the protection class IP67; thus, they are the best choice for general purpose applications.

Advanced Class

In some work environments, high sensing distances are more than just nice to have, they are a necessity. Capacitive Sensors from the outstanding Performance Class offer absolute best-in-class sensing distances.

XECRO manufactures shielded capacitive sensors such as e.g.

- M8 with 2 mm sensing distance,
- M12 with 6 mm sensing distance, and
- M18 with 15 mm sensing distance.

Unshielded sensors of this class in M30 housings achieve up to 35 mm sensing distance.

Standard-Klasse · Erweitert Klasse

XECROs Erweitert-Schaltabstandklasse deckt alle üblichen Durchmesser zwischen ∅6.5 mm und M30 ab. Bereits die Standard-Schaltabstandklasse verfügt bereits über außerordentlich hohe Schaltabstände. Die kapazitiven Sensoren der Erweitert-Klasse sind die erste Wahl für preisempfindliche Anwendungen, bei denen es nicht auf sehr hohe Schaltabstände ankommt. Die Erweitert-Klasse bildet die Referenz aller Sensoren für den Einsatz bei –25...+75 °C und der Schutzart IP67; sie sind daher die erste Wahl für allgemeine Anwendungen.

Hochleistung-Klasse

In manchen Umgebungen sind höchste Schaltabstände mehr als nur hilfreich, sondern notwendig. Sensoren der hervorragenden kapazitiven Hochleistung-Klasse bieten die absolut höchsten Schaltabstände ihrer Klasse.

XECRO fertigt bündige kapazitive Sensoren wie z. B.

- M8 mit 2 mm Schaltabstand,
- M12 mit 6 mm Schaltabstand und
- M18 mit 12 mm Schaltabstand.

Nichtbündige Sensoren in M30-Gehäusen erreichen bis zu 35 mm Schaltabstand.

Capacitive Proximity Switch
3-Wire DC

Kapazitive Näherungsschalter
3-Leiter DC

shielded
bündig
Ø6.5 mm | 2 mm

shielded
bündig
Ø6.5 mm | 2 mm

shielded
bündig
Ø6.5 mm | 2 mm

increased
erhöht

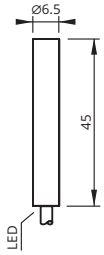

increased
erhöht

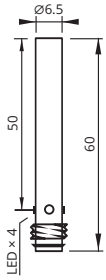

increased
erhöht

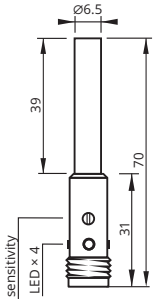

Sensing distance S_n	Schaltabstand S_n	2 mm		2 mm		2 mm	
Operating voltage	Betriebsspannung	10...30 V_{DC}		10...30 V_{DC}		10...30 V_{DC}	
Reverse polarity protection	Verpolungsschutz	built-in	integriert	built-in	integriert	built-in	integriert
Current consumption	Stromverbrauch	<9 mA		<9 mA		<9 mA	
Current load capability	Ausgangsbelastbarkeit	200 mA		200 mA		200 mA	
Short circuit protection	Kurzschlussschutz	built-in	integriert	built-in	integriert	built-in	integriert
Voltage drop	Spannungsabfall	<2 V @ 200 mA		<2 V @ 200 mA		<2 V @ 200 mA	
Switching frequency	Schaltfrequenz	100 Hz		100 Hz		100 Hz	
Adjustment	Einstellung					multiturn pot	Mehrgangpoti
Operating temperature	Betriebstemperatur	–25...+70 °C		–25...+70 °C		–25...+70 °C	
Protection class	Schutzklasse	IP 67		IP 67		IP 67	
Sensing face material	Sensorflächenwerkstoff	POM		POM		POM	
Housing material	Gehäusewerkstoff	SS304	V2A	SS304	V2A	SS304	V2A
Switching indicator	Schaltanzeige	built-in	integriert	built-in	integriert	built-in	integriert
Connection	Anschluss	PVC, ultra-flex		conn. M8	M8-Stecker	conn. M12	M12-Stecker
Article code PNP, NO	⎍	CSD6-S2PO45-A2P		CSD6-S2PO60-A8		CSD6-S2PO70-A12	
Article code PNP, NC	⎍	CSD6-S2PC45-A2P		CSD6-S2PC60-A8		CSD6-S2PC70-A12	
Article code NPN, NO	⎍	CSD6-S2NO45-A2P		CSD6-S2NO60-A8		CSD6-S2NO70-A12	
Article code NPN, NC	⎍	CSD6-S2NC45-A2P		CSD6-S2NC60-A8		CSD6-S2NC70-A12	

Mind O ≠ 0, I ≠ l ≠ 1, S ≠ 5, B ≠ 8.

O ≠ 0, I ≠ l ≠ 1, S ≠ 5, B ≠ 8 beachten.

unshielded nicht bündig **Ø6.5 mm | 4 mm**	unshielded nicht bündig **Ø6.5 mm | 4 mm**	unshielded nicht bündig **Ø6.5 mm | 4 mm**	shielded bündig **M8 × 1 | 2 mm**	shielded bündig **M8 × 1 | 2 mm**
increased erhöht	increased erhöht	increased erhöht	increased erhöht	increased erhöht
	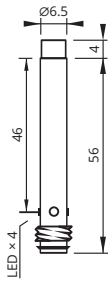	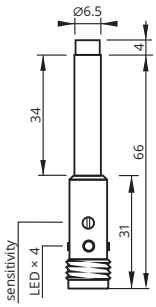	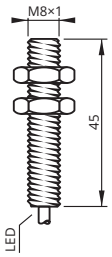	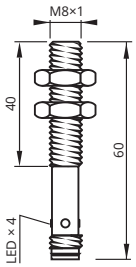

4 mm	4 mm	4 mm	2 mm	2 mm
10...30 V_{DC}	10...30 V_{DC}	10...30 V_{DC}	10...30 V_{DC}	10...30 V_{DC}
built-in integriert	built-in integriert	built-in integriert	built-in integriert	built-in integriert
<9 mA	<9 mA	<9 mA	<9 mA	<9 mA
200 mA	200 mA	200 mA	200 mA	200 mA
built-in integriert	built-in integriert	built-in integriert	built-in integriert	built-in integriert
<2 V @ 200 mA	<2 V @ 200 mA	<2 V @ 200 mA	<2 V @ 200 mA	<2 V @ 200 mA
100 Hz	100 Hz	100 Hz	100 Hz	100 Hz
		multiturn pot Mehrgangpoti		
–25...+70 °C	–25...+70 °C	–25...+70 °C	–25...+70 °C	–25...+70 °C
IP 67	IP 67	IP 67	IP 67	IP 67
POM	POM	POM	POM	POM
SS304 V2A	SS304 V2A	SS304 V2A	SS304 V2A	SS304 V2A
built-in integriert	built-in integriert	built-in integriert	built-in integriert	built-in integriert
PVC, ultra-flex	conn. M8 M8-Stecker	conn. M12 M12-Stecker	PVC, ultra-flex	conn. M8 M8-Stecker
CSD6-N4PO45-A2P	CSD6-N4PO60-A8	CSD6-N4PO70-A12	CS8-S2PO45-A2P	CS8-S2PO60-A8
CSD6-N4PC45-A2P	CSD6-N4PC60-A8	CSD6-N4PC70-A12	CS8-S2PC45-A2P	CS8-S2PC60-A8
CSD6-N4NO45-A2P	CSD6-N4NO60-A8	CSD6-N4NO70-A12	CS8-S2NO45-A2P	CS8-S2NO60-A8
CSD6-N4NC45-A2P	CSD6-N4NC60-A8	CSD6-N4NC70-A12	CS8-S2NC45-A2P	CS8-S2NC60-A8

Xecro reserves the right to make minor changes without prior notification.
Xecro behält sich das Recht auf geringe Änderungen ohne Ankündigung vor.

Capacitive Proximity Switch
3-Wire DC

Kapazitive Näherungsschalter
3-Leiter DC

shielded
bündig
M8 × 1 | 2 mm

unshielded
nicht bündig
M8 × 1 | 4 mm

unshielded
nicht bündig
M8 × 1 | 4 mm

increased
erhöht

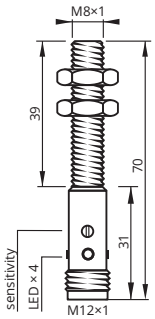

increased
erhöht

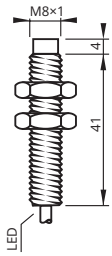

increased
erhöht

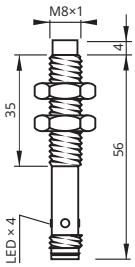

Sensing distance S_n	Schaltabstand S_n	2 mm		4 mm		4 mm	
Operating voltage	Betriebsspannung	10...30 V_{DC}		10...30 V_{DC}		10...30 V_{DC}	
Reverse polarity protection	Verpolungsschutz	built-in	integriert	built-in	integriert	built-in	integriert
Current consumption	Stromverbrauch	<9 mA		<9 mA		<9 mA	
Current load capability	Ausgangsbelastbarkeit	200 mA		200 mA		200 mA	
Short circuit protection	Kurzschlussschutz	built-in	integriert	built-in	integriert	built-in	integriert
Voltage drop	Spannungsabfall	<2 V @ 200 mA		<2 V @ 200 mA		<2 V @ 200 mA	
Switching frequency	Schaltfrequenz	100 Hz		100 Hz		100 Hz	
Adjustment	Einstellung	multiturn pot	Mehrgangpoti				
Operating temperature	Betriebstemperatur	–25...+70 °C		–25...+70 °C		–25...+70 °C	
Protection class	Schutzklasse	IP 67		IP 67		IP 67	
Sensing face material	Sensorflächenwerkstoff	POM		POM		POM	
Housing material	Gehäusewerkstoff	SS304	V2A	SS304	V2A	SS304	V2A
Switching indicator	Schaltanzeige	built-in	integriert	built-in	integriert	built-in	integriert
Connection	Anschluss	conn. M12	M12-Stecker	PVC, ultra-flex		conn. M8	M8-Stecker
Article code PNP, NO	⎍	CS8-S2PO70-A12		CS8-N4PO45-A2P		CS8-N4PO60-A8	
Article code PNP, NC	⎍	CS8-S2PC70-A12		CS8-N4PC45-A2P		CS8-N4PC60-A8	
Article code NPN, NO	⎍	CS8-S2NO70-A12		CS8-N4NO45-A2P		CS8-N4NO60-A8	
Article code NPN, NC	⎍	CS8-S2NC70-A12		CS8-N4NC45-A2P		CS8-N4NC60-A8	

Mind O ≠ 0, I ≠ l ≠ 1, S ≠ 5, B ≠ 8.

O ≠ 0, I ≠ l ≠ 1, S ≠ 5, B ≠ 8 beachten.

unshielded nicht bündig **M8 × 1 | 4 mm**	shielded bündig **M12 × 1 | 4 mm**	shielded bündig **M12 × 1 | 4 mm**	shielded bündig **M12 × 1 | 4 mm**	shielded bündig **M12 × 1 | 4 mm**
increased erhöht	increased erhöht	increased erhöht	increased erhöht	increased erhöht
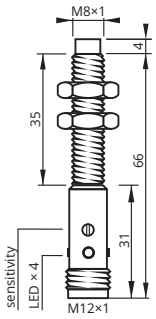	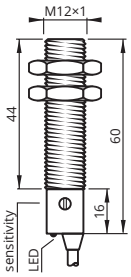	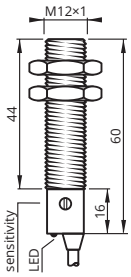	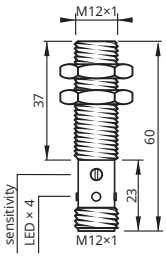	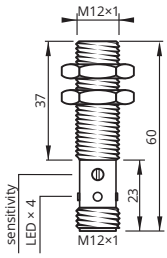

4 mm		**4 mm**		**4 mm**		**4 mm**		**4 mm**	
10...30 V_{DC}		10...30 V_{DC}		10...30 V_{DC}		10...30 V_{DC}		10...30 V_{DC}	
built-in	integriert	built-in	integriert	built-in	integriert	built-in	integriert	built-in	integriert
<9 mA		<9 mA		<9 mA		<9 mA		<9 mA	
200 mA		200 mA		200 mA		200 mA		200 mA	
built-in	integriert	built-in	integriert	built-in	integriert	built-in	integriert	built-in	integriert
<2 V @ 200 mA		<2 V @ 200 mA		<2 V @ 200 mA		<2 V @ 200 mA		<2 V @ 200 mA	
100 Hz		100 Hz		100 Hz		100 Hz		100 Hz	
multiturn pot	Mehrgangpoti	multiturn pot	Mehrgangpoti	multiturn pot	Mehrgangpoti	multiturn pot	Mehrgangpoti	multiturn pot	Mehrgangpoti
–25...+70 °C		–25...+70 °C		–25...+70 °C		–25...+70 °C		–25...+70 °C	
IP 67		IP 67		IP 67		IP 67		IP 67	
POM		POM		POM		POM		POM	
SS304	V2A	brass	Messing	PBT		brass	Messing	PBT	
built-in	integriert	built-in	integriert	built-in	integriert	built-in	integriert	built-in	integriert
conn. M12	M12-Stecker	PVC, ultra-flex		PVC, ultra-flex		conn. M12	M12-Stecker	conn. M12	M12-Stecker
CS8-N4PO70-A12		CS12-S4PO60-A2P		CS12-S4PO60-A2P		CS12-S4PO60-A12		CS12-S4PO60P-A12	
CS8-N4PC70-A12		CS12-S4PC60-A2P		CS12-S4PC60-A2P		CS12-S4PC60-A12		CS12-S4PC60P-A12	
CS8-N4NO70-A12		CS12-S4NO60-A2P		CS12-S4NO60-A2P		CS12-S4NO60-A12		CS12-S4NO60P-A12	
CS8-N4NC70-A12		CS12-S4NC60-A2P		CS12-S4NC60-A2P		CS12-S4NC60-A12		CS12-S4NC60P-A12	

Xecro reserves the right to make minor changes without prior notification.
Xecro behält sich das Recht auf geringe Änderungen ohne Ankündigung vor.

Capacitive Proximity Switch
3-Wire DC

Kapazitive Näherungsschalter
3-Leiter DC

shielded
bündig
M12 × 1 | 6 mm

shielded
bündig
M12 × 1 | 6 mm

shielded
bündig
M12 × 1 | 6 mm

extended
erweitert

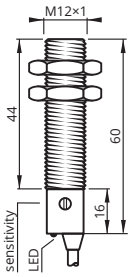

extended
erweitert

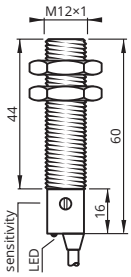

extended
erweitert

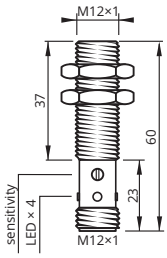

Sensing distance S_n	Schaltabstand S_n	6 mm		6 mm		6 mm	
Operating voltage	Betriebsspannung	10...30 V_{DC}		10...30 V_{DC}		10...30 V_{DC}	
Reverse polarity protection	Verpolungsschutz	built-in	integriert	built-in	integriert	built-in	integriert
Current consumption	Stromverbrauch	<9 mA		<9 mA		<9 mA	
Current load capability	Ausgangsbelastbarkeit	200 mA		200 mA		200 mA	
Short circuit protection	Kurzschlussschutz	built-in	integriert	built-in	integriert	built-in	integriert
Voltage drop	Spannungsabfall	<2 V @ 200 mA		<2 V @ 200 mA		<2 V @ 200 mA	
Switching frequency	Schaltfrequenz	100 Hz		100 Hz		100 Hz	
Adjustment	Einstellung	multiturn pot	Mehrgangpoti	multiturn pot	Mehrgangpoti	multiturn pot	Mehrgangpoti
Operating temperature	Betriebstemperatur	–25...+70 °C		–25...+70 °C		–25...+70 °C	
Protection class	Schutzklasse	IP 67		IP 67		IP 67	
Sensing face material	Sensorflächenwerkstoff	POM		POM		POM	
Housing material	Gehäusewerkstoff	brass	Messing	PBT		brass	Messing
Switching indicator	Schaltanzeige	built-in	integriert	built-in	integriert	built-in	integriert
Connection	Anschluss	PVC, ultra-flex		PVC, ultra-flex		conn. M12	M12-Stecker
Article code PNP, NO	⎍	CS12-S6PO60-A2P		CS12-S6PO60P-A2P		CS12-S6PO60-A12	
Article code PNP, NC	⎍	CS12-S6PC60-A2P		CS12-S6PC60P-A2P		CS12-S6PC60-A12	
Article code NPN, NO	⎍	CS12-S6NO60-A2P		CS12-S6NO60P-A2P		CS12-S6NO60-A12	
Article code NPN, NC	⎍	CS12-S6NC60-A2P		CS12-S6NC60P-A2P		CS12-S6NC60-A12	

Mind O ≠ 0, I ≠ l ≠ 1, S ≠ 5, B ≠ 8.

O ≠ 0, I ≠ l ≠ 1, S ≠ 5, B ≠ 8 beachten.

shielded
bündig
M12 × 1 | 6 mm

extended
erweitert

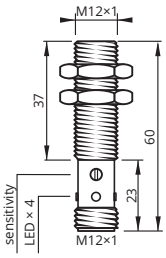

unshielded
nicht bündig
M12 × 1 | 8 mm

increased
erhöht

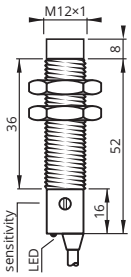

unshielded
nicht bündig
M12 × 1 | 8 mm

increased
erhöht

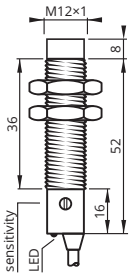

unshielded
nicht bündig
M12 × 1 | 8 mm

increased
erhöht

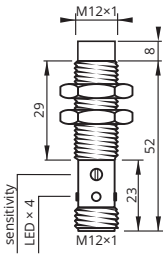

unshielded
nicht bündig
M12 × 1 | 8 mm

increased
erhöht

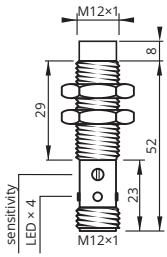

6 mm	8 mm	8 mm	8 mm	8 mm
10...30 V_{DC}	10...30 V_{DC}	10...30 V_{DC}	10...30 V_{DC}	10...30 V_{DC}
built-in integriert	built-in integriert	built-in integriert	built-in integriert	built-in integriert
<9 mA	<9 mA	<9 mA	<9 mA	<9 mA
200 mA	200 mA	200 mA	200 mA	200 mA
built-in integriert	built-in integriert	built-in integriert	built-in integriert	built-in integriert
<2 V @ 200 mA	<2 V @ 200 mA	<2 V @ 200 mA	<2 V @ 200 mA	<2 V @ 200 mA
100 Hz	100 Hz	100 Hz	100 Hz	100 Hz
multiturn pot Mehrgangpoti	multiturn pot Mehrgangpoti	multiturn pot Mehrgangpoti	multiturn pot Mehrgangpoti	multiturn pot Mehrgangpoti
–25...+70 °C	–25...+70 °C	–25...+70 °C	–25...+70 °C	–25...+70 °C
IP 67	IP 67	IP 67	IP 67	IP 67
POM	POM	POM	POM	POM
PBT	brass Messing	PBT	brass Messing	PBT
built-in integriert	built-in integriert	built-in integriert	built-in integriert	built-in integriert
conn. M12 M12-Stecker	PVC, ultra-flex	PVC, ultra-flex	conn. M12 M12-Stecker	conn. M12 M12-Stecker
CS12-S6PO60P-A12	CS12-N8PO60-A2P	CS12-N8PO60P-A2P	CS12-N8PO60-A12	CS12-N8PO60P-A12
CS12-S6PC60P-A12	CS12-N8PC60-A2P	CS12-N8PC60P-A2P	CS12-N8PC60-A12	CS12-N8PC60P-A12
CS12-S6NO60P-A12	CS12-N8NO60-A2P	CS12-N8NO60P-A2P	CS12-N8NO60-A12	CS12-N8NO60P-A12
CS12-S6NC60P-A12	CS12-N8NC60-A2P	CS12-N8NC60P-A2P	CS12-N8NC60-A12	CS12-N8NC60P-A12

Xecro reserves the right to make minor changes without prior notification.
Xecro behält sich das Recht auf geringe Änderungen ohne Ankündigung vor.

Capacitive Proximity Switch
3-Wire DC

Kapazitive Näherungsschalter
3-Leiter DC

unshielded
nicht bündig
M12 × 1 | 10 mm

unshielded
nicht bündig
M12 × 1 | 10 mm

unshielded
nicht bündig
M12 × 1 | 10 mm

extended
erweitert

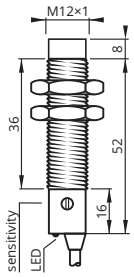

extended
erweitert

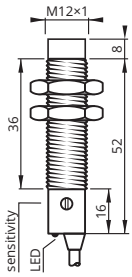

extended
erweitert

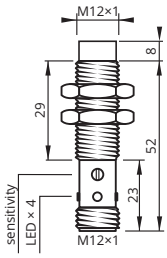

Sensing distance S_n	**Schaltabstand S_n**	**10 mm**		**10 mm**		**10 mm**	
Operating voltage	Betriebsspannung	10...30 V_{DC}		10...30 V_{DC}		10...30 V_{DC}	
Reverse polarity protection	Verpolungsschutz	built-in	integriert	built-in	integriert	built-in	integriert
Current consumption	Stromverbrauch	<9 mA		<9 mA		<9 mA	
Current load capability	Ausgangsbelastbarkeit	200 mA		200 mA		200 mA	
Short circuit protection	Kurzschlussschutz	built-in	integriert	built-in	integriert	built-in	integriert
Voltage drop	Spannungsabfall	<2 V @ 200 mA		<2 V @ 200 mA		<2 V @ 200 mA	
Switching frequency	Schaltfrequenz	100 Hz		100 Hz		100 Hz	
Adjustment	Einstellung	multiturn pot	Mehrgangpoti	multiturn pot	Mehrgangpoti	multiturn pot	Mehrgangpoti
Operating temperature	Betriebstemperatur	–25...+70 °C		–25...+70 °C		–25...+70 °C	
Protection class	Schutzklasse	IP 67		IP 67		IP 67	
Sensing face material	Sensorflächenwerkstoff	POM		POM		POM	
Housing material	Gehäusewerkstoff	brass	Messing	PBT		brass	Messing
Switching indicator	Schaltanzeige	built-in	integriert	built-in	integriert	built-in	integriert
Connection	Anschluss	PVC, ultra-flex		PVC, ultra-flex		conn. M12	M12-Stecker
Article code PNP, NO	⎍	CS12-N10PO60-A2P		CS12-N10PO60P-A2P		CS12-N10PO60-A12	
Article code PNP, NC	⎍	CS12-N10PC60-A2P		CS12-N10PC60P-A2P		CS12-N10PC60-A12	
Article code NPN, NO	⎍	CS12-N10NO60-A2P		CS12-N10NO60P-A2P		CS12-N10NO60-A12	
Article code NPN, NC	⎍	CS12-N10NC60-A2P		CS12-N10NC60P-A2P		CS12-N10NC60-A12	

Mind O ≠ 0, I ≠ l ≠ 1, S ≠ 5, B ≠ 8.

O ≠ 0, I ≠ l ≠ 1, S ≠ 5, B ≠ 8 beachten.

unshielded nicht bündig **M12 × 1 | 10 mm**	shielded bündig **M18 × 1 | 8 mm**	shielded bündig **M18 × 1 | 8 mm**	shielded bündig **M18 × 1 | 8 mm**	shielded bündig **M18 × 1 | 8 mm**
extended erweitert	increased erhöht	increased erhöht	increased erhöht	increased erhöht
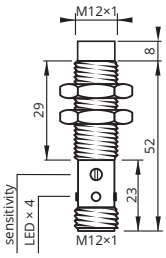	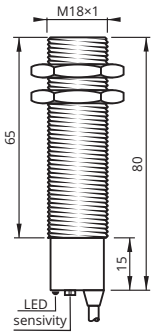	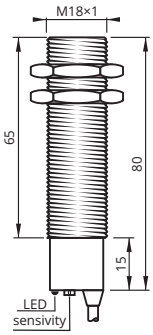	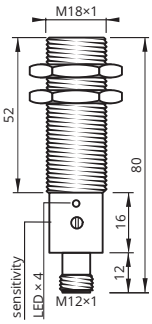	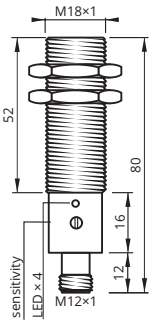

10 mm		**8 mm**		**8 mm**		**8 mm**		**8 mm**	
10...30 V_{DC}		10...30 V_{DC}		10...30 V_{DC}		10...30 V_{DC}		10...30 V_{DC}	
built-in	integriert	built-in	integriert	built-in	integriert	built-in	integriert	built-in	integriert
<9 mA		<9 mA		<9 mA		<9 mA		<9 mA	
200 mA		200 mA		200 mA		200 mA		200 mA	
built-in	integriert	built-in	integriert	built-in	integriert	built-in	integriert	built-in	integriert
<2 V @ 200 mA		<2 V @ 200 mA		<2 V @ 200 mA		<2 V @ 200 mA		<2 V @ 200 mA	
100 Hz		100 Hz		100 Hz		100 Hz		100 Hz	
multiturn pot	Mehrgangpoti	multiturn pot	Mehrgangpoti	multiturn pot	Mehrgangpoti	multiturn pot	Mehrgangpoti	multiturn pot	Mehrgangpoti
–25...+70 °C		–25...+70 °C		–25...+70 °C		–25...+70 °C		–25...+70 °C	
IP 67		IP 67		IP 67		IP 67		IP 67	
POM		POM		POM		POM		POM	
PBT		brass	Messing	PBT		brass	Messing	PBT	
built-in	integriert	built-in	integriert	built-in	integriert	built-in	integriert	built-in	integriert
conn. M12	M12-Stecker	PVC, ultra-flex		PVC, ultra-flex		conn. M12	M12-Stecker	conn. M12	M12-Stecker
CS12-N10PO60P-A12		CS18-S8PO80-A2P		CS18-S8PO80P-A2P		CS18-S8PO80-A12		CS18-S8PO80P-A12	
CS12-N10PC60P-A12		CS18-S8PC80-A2P		CS18-S8PC80P-A2P		CS18-S8PC80-A12		CS18-S8PC80P-A12	
CS12-N10NO60P-A12		CS18-S8NO80-A2P		CS18-S8NO80P-A2P		CS18-S8NO80-A12		CS18-S8NO80P-A12	
CS12-N10NC60P-A12		CS18-S8NC80-A2P		CS18-S8NC80P-A2P		CS18-S8NC80-A12		CS18-S8NC80P-A12	

Xecro reserves the right to make minor changes without prior notification.
Xecro behält sich das Recht auf geringe Änderungen ohne Ankündigung vor.

Capacitive Proximity Switch
3-Wire DC

Kapazitive Näherungsschalter
3-Leiter DC

shielded
bündig
M18 × 1 | 12 mm

shielded
bündig
M18 × 1 | 12 mm

shielded
bündig
M18 × 1 | 12 mm

extended
erweitert

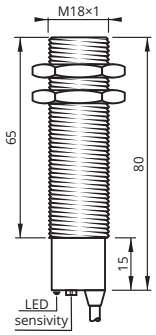

extended
erweitert

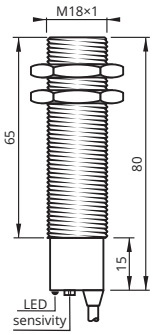

extended
erweitert

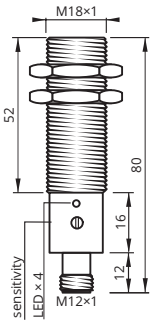

Sensing distance S_n	**Schaltabstand S_n**	**12 mm**		**12 mm**		**12 mm**	
Operating voltage	Betriebsspannung	10...30 V_{DC}		10...30 V_{DC}		10...30 V_{DC}	
Reverse polarity protection	Verpolungsschutz	built-in	integriert	built-in	integriert	built-in	integriert
Current consumption	Stromverbrauch	<9 mA		<9 mA		<9 mA	
Current load capability	Ausgangsbelastbarkeit	200 mA		200 mA		200 mA	
Short circuit protection	Kurzschlussschutz	built-in	integriert	built-in	integriert	built-in	integriert
Voltage drop	Spannungsabfall	<2 V @ 200 mA		<2 V @ 200 mA		<2 V @ 200 mA	
Switching frequency	Schaltfrequenz	100 Hz		100 Hz		100 Hz	
Adjustment	Einstellung	multiturn pot	Mehrgangpoti	multiturn pot	Mehrgangpoti	multiturn pot	Mehrgangpoti
Operating temperature	Betriebstemperatur	–25...+70 °C		–25...+70 °C		–25...+70 °C	
Protection class	Schutzklasse	IP 67		IP 67		IP 67	
Sensing face material	Sensorflächenwerkstoff	POM		POM		POM	
Housing material	Gehäusewerkstoff	brass	Messing	PBT		brass	Messing
Switching indicator	Schaltanzeige	built-in	integriert	built-in	integriert	built-in	integriert
Connection	Anschluss	PVC, ultra-flex		PVC, ultra-flex		conn. M12	M12-Stecker
Article code PNP, NO	⎍	CS18-S12PO80-A2P		CS18-S12PO80P-A2P		CS18-S12PO80-A12	
Article code PNP, NC	⎍	CS18-S12PC80-A2P		CS18-S12PC80P-A2P		CS18-S12PC80-A12	
Article code NPN, NO	⎍	CS18-S12NO80-A2P		CS18-S12NO80P-A2P		CS18-S12NO80-A12	
Article code NPN, NC	⎍	CS18-S12NC80-A2P		CS18-S12NC80P-A2P		CS18-S12NC80-A12	

Mind O ≠ 0, I ≠ l ≠ 1, S ≠ 5, B ≠ 8.

O ≠ 0, I ≠ l ≠ 1, S ≠ 5, B ≠ 8 beachten.

shielded
bündig
M18 × 1 | 12 mm

unshielded
nicht bündig
M18 × 1 | 15 mm

unshielded
nicht bündig
M18 × 1 | 15 mm

unshielded
nicht bündig
M18 × 1 | 15 mm

unshielded
nicht bündig
M18 × 1 | 15 mm

extended
erweitert

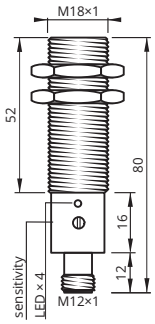

increased
erhöht

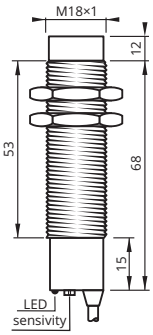

increased
erhöht

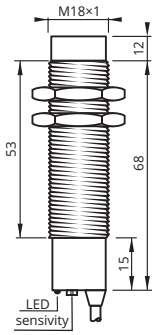

increased
erhöht

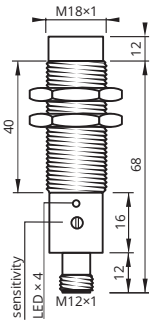

increased
erhöht

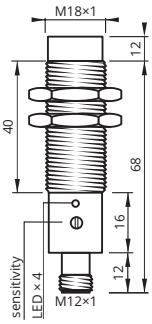

12 mm		15 mm		15 mm		15 mm		15 mm	
10...30 V_{DC}		10...30 V_{DC}		10...30 V_{DC}		10...30 V_{DC}		10...30 V_{DC}	
built-in	integriert	built-in	integriert	built-in	integriert	built-in	integriert	built-in	integriert
<9 mA		<9 mA		<9 mA		<9 mA		<9 mA	
200 mA		200 mA		200 mA		200 mA		200 mA	
built-in	integriert	built-in	integriert	built-in	integriert	built-in	integriert	built-in	integriert
<2 V @ 200 mA		<2 V @ 200 mA		<2 V @ 200 mA		<2 V @ 200 mA		<2 V @ 200 mA	
100 Hz		100 Hz		100 Hz		100 Hz		100 Hz	
multiturn pot	Mehrgangpoti	multiturn pot	Mehrgangpoti	multiturn pot	Mehrgangpoti	multiturn pot	Mehrgangpoti	multiturn pot	Mehrgangpoti
–25...+70 °C		–25...+70 °C		–25...+70 °C		–25...+70 °C		–25...+70 °C	
IP 67		IP 67		IP 67		IP 67		IP 67	
POM		POM		POM		POM		POM	
PBT		brass	Messing	PBT		brass	Messing	PBT	
built-in	integriert	built-in	integriert	built-in	integriert	built-in	integriert	built-in	integriert
conn. M12	M12-Stecker	PVC, ultra-flex		PVC, ultra-flex		conn. M12	M12-Stecker	conn. M12	M12-Stecker
CS18-S12PO80P-A12		CS18-N15PO80-A2P		CS18-N15PO80P-A2P		CS18-N15PO80-A12		CS18-N15PO80P-A12	
CS18-S12PC80P-A12		CS18-N15PC80-A2P		CS18-N15PC80P-A2P		CS18-N15PC80-A12		CS18-N15PC80P-A12	
CS18-S12NO80P-A12		CS18-N15NO80-A2P		CS18-N15NO80P-A2P		CS18-N15NO80-A12		CS18-N15NO80P-A12	
CS18-S12NC80P-A12		CS18-N15NC80-A2P		CS18-N15NC80P-A2P		CS18-N15NC80-A12		CS18-N15NC80P-A12	

Xecro reserves the right to make minor changes without prior notification.
Xecro behält sich das Recht auf geringe Änderungen ohne Ankündigung vor.

Capacitive Proximity Switch
3-Wire DC

Kapazitive Näherungsschalter
3-Leiter DC

unshielded
nicht bündig
M18 × 1 | 20 mm

unshielded
nicht bündig
M18 × 1 | 20 mm

unshielded
nicht bündig
M18 × 1 | 20 mm

extended
erweitert

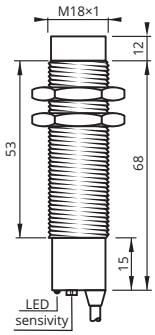

extended
erweitert

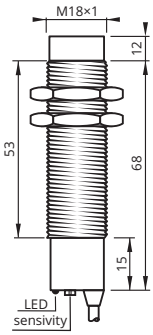

extended
erweitert

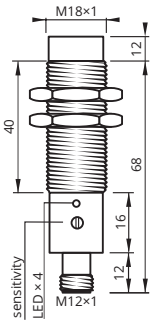

Sensing distance S_n	Schaltabstand S_n	20 mm		20 mm		20 mm	
Operating voltage	Betriebsspannung	10...30 V_{DC}		10...30 V_{DC}		10...30 V_{DC}	
Reverse polarity protection	Verpolungsschutz	built-in	integriert	built-in	integriert	built-in	integriert
Current consumption	Stromverbrauch	<9 mA		<9 mA		<9 mA	
Current load capability	Ausgangsbelastbarkeit	200 mA		200 mA		200 mA	
Short circuit protection	Kurzschlussschutz	built-in	integriert	built-in	integriert	built-in	integriert
Voltage drop	Spannungsabfall	<2 V @ 200 mA		<2 V @ 200 mA		<2 V @ 200 mA	
Switching frequency	Schaltfrequenz	100 Hz		100 Hz		100 Hz	
Adjustment	Einstellung	multiturn pot	Mehrgangpoti	multiturn pot	Mehrgangpoti	multiturn pot	Mehrgangpoti
Operating temperature	Betriebstemperatur	–25...+70 °C		–25...+70 °C		–25...+70 °C	
Protection class	Schutzklasse	IP 67		IP 67		IP 67	
Sensing face material	Sensorflächenwerkstoff	POM		POM		POM	
Housing material	Gehäusewerkstoff	brass	Messing	PBT		brass	Messing
Switching indicator	Schaltanzeige	built-in	integriert	built-in	integriert	built-in	integriert
Connection	Anschluss	PVC, ultra-flex		PVC, ultra-flex		conn. M12	M12-Stecker
Article code PNP, NO	⎍	CS18-N20PO80-A2P		CS18-N20PO80P-A2P		CS18-N20PO80-A12	
Article code PNP, NC	⎍	CS18-N20PC80-A2P		CS18-N20PC80P-A2P		CS18-N20PC80-A12	
Article code NPN, NO	⎍	CS18-N20NO80-A2P		CS18-N20NO80P-A2P		CS18-N20NO80-A12	
Article code NPN, NC	⎍	CS18-N20NC80-A2P		CS18-N20NC80P-A2P		CS18-N20NC80-A12	

Mind O ≠ 0, I ≠ l ≠ 1, S ≠ 5, B ≠ 8.

O ≠ 0, I ≠ l ≠ 1, S ≠ 5, B ≠ 8 beachten.

unshielded nicht bündig **M18 × 1 | 20 mm**	shielded bündig **M30 × 1.5 | 20 mm**	shielded bündig **M30 × 1.5 | 20 mm**	shielded bündig **M30 × 1.5 | 20 mm**	shielded bündig **M30 × 1.5 | 20 mm**
extended erweitert	increased erhöht	increased erhöht	increased erhöht	increased erhöht
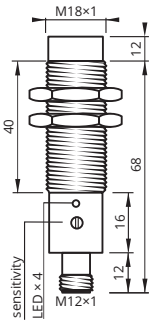	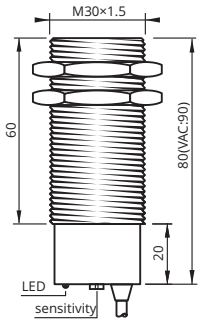	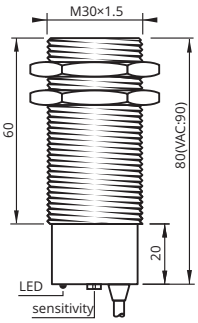	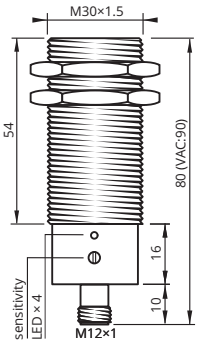	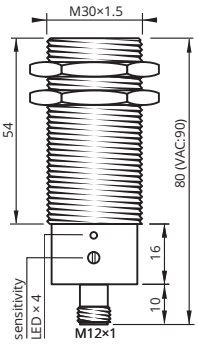

20 mm		**20 mm**		**20 mm**		**20 mm**		**20 mm**	
10...30 V_{DC}		10...30 V_{DC}		10...30 V_{DC}		10...30 V_{DC}		10...30 V_{DC}	
built-in	integriert	built-in	integriert	built-in	integriert	built-in	integriert	built-in	integriert
<9 mA		<9 mA		<9 mA		<9 mA		<9 mA	
200 mA		200 mA		200 mA		200 mA		200 mA	
built-in	integriert	built-in	integriert	built-in	integriert	built-in	integriert	built-in	integriert
<2 V @ 200 mA		<2 V @ 200 mA		<2 V @ 200 mA		<2 V @ 200 mA		<2 V @ 200 mA	
100 Hz		100 Hz		100 Hz		100 Hz		100 Hz	
multiturn pot	Mehrgangpoti	multiturn pot	Mehrgangpoti	multiturn pot	Mehrgangpoti	multiturn pot	Mehrgangpoti	multiturn pot	Mehrgangpoti
–25...+70 °C		–25...+70 °C		–25...+70 °C		–25...+70 °C		–25...+70 °C	
IP 67		IP 67		IP 67		IP 67		IP 67	
POM		POM		POM		POM		POM	
PBT		brass	Messing	PBT		brass	Messing	PBT	
built-in	integriert	built-in	integriert	built-in	integriert	built-in	integriert	built-in	integriert
conn. M12	M12-Stecker	PVC, ultra-flex		PVC, ultra-flex		conn. M12	M12-Stecker	conn. M12	M12-Stecker
CS18-N20PO80P-A12		CS30-S20PO80-A2P		CS30-S20PO80P-A2P		CS30-S20PO80-A12		CS30-S20PO80P-A12	
CS18-N20PC80P-A12		CS30-S20PC80-A2P		CS30-S20PC80P-A2P		CS30-S20PC80-A12		CS30-S20PC80P-A12	
CS18-N20NO80P-A12		CS30-S20NO80-A2P		CS30-S20NO80P-A2P		CS30-S20NO80-A12		CS30-S20NO80P-A12	
CS18-N20NC80P-A12		CS30-S20NC80-A2P		CS30-S20NC80P-A2P		CS30-S20NC80-A12		CS30-S20NC80P-A12	

Xecro reserves the right to make minor changes without prior notification.
Xecro behält sich das Recht auf geringe Änderungen ohne Ankündigung vor.

Capacitive Proximity Switch
3-Wire DC

Kapazitive Näherungsschalter
3-Leiter DC

shielded
bündig
M30 × 1.5 | 25 mm

shielded
bündig
M30 × 1.5 | 25 mm

shielded
bündig
M30 × 1.5 | 25 mm

extended
erweitert

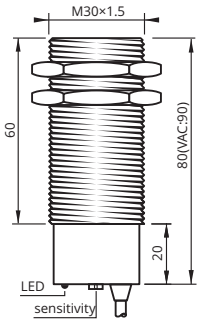

extended
erweitert

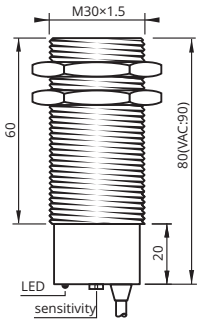

extended
erweitert

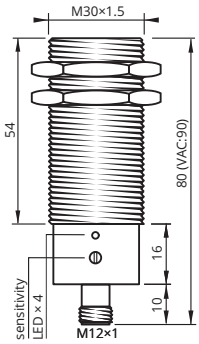

Sensing distance S_n	Schaltabstand S_n	25 mm		25 mm		25 mm	
Operating voltage	Betriebsspannung	10...30 V_{DC}		10...30 V_{DC}		10...30 V_{DC}	
Reverse polarity protection	Verpolungsschutz	built-in	integriert	built-in	integriert	built-in	integriert
Current consumption	Stromverbrauch	<9 mA		<9 mA		<9 mA	
Current load capability	Ausgangsbelastbarkeit	200 mA		200 mA		200 mA	
Short circuit protection	Kurzschlussschutz	built-in	integriert	built-in	integriert	built-in	integriert
Voltage drop	Spannungsabfall	<2 V @ 200 mA		<2 V @ 200 mA		<2 V @ 200 mA	
Switching frequency	Schaltfrequenz	100 Hz		100 Hz		100 Hz	
Adjustment	Einstellung	multiturn pot	Mehrgangpoti	multiturn pot	Mehrgangpoti	multiturn pot	Mehrgangpoti
Operating temperature	Betriebstemperatur	–25...+70 °C		–25...+70 °C		–25...+70 °C	
Protection class	Schutzklasse	IP 67		IP 67		IP 67	
Sensing face material	Sensorflächenwerkstoff	POM		POM		POM	
Housing material	Gehäusewerkstoff	brass	Messing	PBT		brass	Messing
Switching indicator	Schaltanzeige	built-in	integriert	built-in	integriert	built-in	integriert
Connection	Anschluss	PVC, ultra-flex		PVC, ultra-flex		conn. M12	M12-Stecker
Article code PNP, NO	⎍	CS30-S25PO80-A2P		CS30-S25PO80P-A2P		CS30-S25PO80-A12	
Article code PNP, NC	⎍	CS30-S25PC80-A2P		CS30-S25PC80P-A2P		CS30-S25PC80-A12	
Article code NPN, NO	⎍	CS30-S25NO80-A2P		CS30-S25NO80P-A2P		CS30-S25NO80-A12	
Article code NPN, NC	⎍	CS30-S25NC80-A2P		CS30-S25NC80P-A2P		CS30-S25NC80-A12	

Mind O ≠ 0, I ≠ l ≠ 1, S ≠ 5, B ≠ 8.

O ≠ 0, I ≠ l ≠ 1, S ≠ 5, B ≠ 8 beachten.

shielded bündig **M30 × 1.5 | 25 mm**	unshielded nicht bündig **M30 × 1.5 | 30 mm**	unshielded nicht bündig **M30 × 1.5 | 30 mm**	unshielded nicht bündig **M30 × 1.5 | 30 mm**	unshielded nicht bündig **M30 × 1.5 | 30 mm**
extended erweitert	increased erhöht	increased erhöht	increased erhöht	increased erhöht
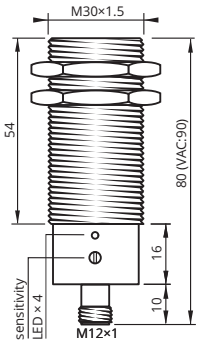	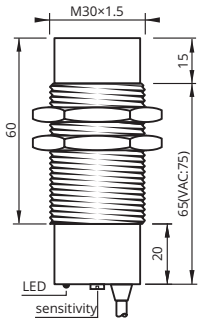	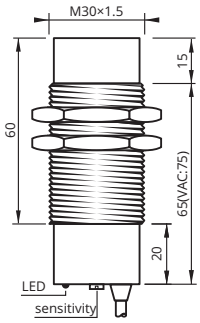	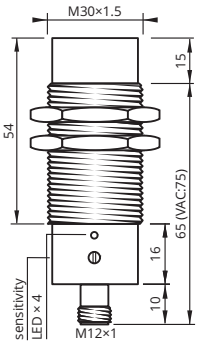	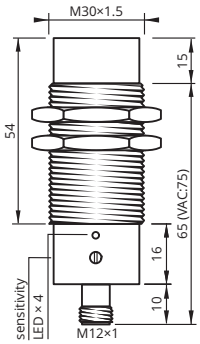

25 mm		30 mm		30 mm		30 mm		30 mm	
10...30 V_{DC}		10...30 V_{DC}		10...30 V_{DC}		10...30 V_{DC}		10...30 V_{DC}	
built-in	integriert	built-in	integriert	built-in	integriert	built-in	integriert	built-in	integriert
<9 mA		<9 mA		<9 mA		<9 mA		<9 mA	
200 mA		200 mA		200 mA		200 mA		200 mA	
built-in	integriert	built-in	integriert	built-in	integriert	built-in	integriert	built-in	integriert
<2 V @ 200 mA		<2 V @ 200 mA		<2 V @ 200 mA		<2 V @ 200 mA		<2 V @ 200 mA	
100 Hz		100 Hz		100 Hz		100 Hz		100 Hz	
multiturn pot	Mehrgangpoti	multiturn pot	Mehrgangpoti	multiturn pot	Mehrgangpoti	multiturn pot	Mehrgangpoti	multiturn pot	Mehrgangpoti
–25...+70 °C		–25...+70 °C		–25...+70 °C		–25...+70 °C		–25...+70 °C	
IP 67		IP 67		IP 67		IP 67		IP 67	
POM		POM		POM		POM		POM	
PBT		brass	Messing	PBT		brass	Messing	PBT	
built-in	integriert	built-in	integriert	built-in	integriert	built-in	integriert	built-in	integriert
conn. M12	M12-Stecker	PVC, ultra-flex		PVC, ultra-flex		conn. M12	M12-Stecker	conn. M12	M12-Stecker
CS30-S25PO80P-A12		CS30-N30PO80-A2P		CS30-N30PO80P-A2P		CS30-N30PO80-A12		CS30-N30PO80P-A12	
CS30-S25PC80P-A12		CS30-N30PC80-A2P		CS30-N30PC80P-A2P		CS30-N30PC80-A12		CS30-N30PC80P-A12	
CS30-S25NO80P-A12		CS30-N30NO80-A2P		CS30-N30NO80P-A2P		CS30-N30NO80-A12		CS30-N30NO80P-A12	
CS30-S25NC80P-A12		CS30-N30NC80-A2P		CS30-N30NC80P-A2P		CS30-N30NC80-A12		CS30-N30NC80P-A12	

Xecro reserves the right to make minor changes without prior notification.
Xecro behält sich das Recht auf geringe Änderungen ohne Ankündigung vor.

Capacitive Proximity Switch
3-Wire DC

Kapazitive Näherungsschalter
3-Leiter DC

unshielded
nicht bündig
M30 × 1.5 | 35 mm

unshielded
nicht bündig
M30 × 1.5 | 35 mm

unshielded
nicht bündig
M30 × 1.5 | 35 mm

extended
erweitert

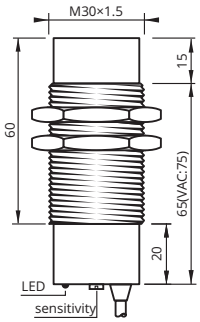

increased
erhöht

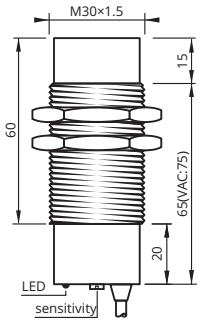

increased
erhöht

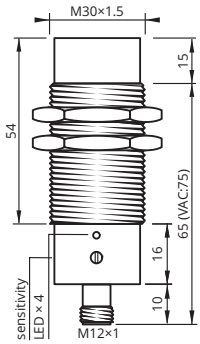

Sensing distance S_n	Schaltabstand S_n	35 mm		35 mm		35 mm	
Operating voltage	Betriebsspannung	10...30 V_{DC}		10...30 V_{DC}		10...30 V_{DC}	
Reverse polarity protection	Verpolungsschutz	built-in	integriert	built-in	integriert	built-in	integriert
Current consumption	Stromverbrauch	<9 mA		<9 mA		<9 mA	
Current load capability	Ausgangsbelastbarkeit	200 mA		200 mA		200 mA	
Short circuit protection	Kurzschlussschutz	built-in	integriert	built-in	integriert	built-in	integriert
Voltage drop	Spannungsabfall	<2 V @ 200 mA		<2 V @ 200 mA		<2 V @ 200 mA	
Switching frequency	Schaltfrequenz	100 Hz		100 Hz		100 Hz	
Adjustment	Einstellung	multiturn pot	Mehrgangpoti	multiturn pot	Mehrgangpoti	multiturn pot	Mehrgangpoti
Operating temperature	Betriebstemperatur	–25...+70 °C		–25...+70 °C		–25...+70 °C	
Protection class	Schutzklasse	IP 67		IP 67		IP 67	
Sensing face material	Sensorflächenwerkstoff	POM		POM		POM	
Housing material	Gehäusewerkstoff	brass	Messing	PBT		brass	Messing
Switching indicator	Schaltanzeige	built-in	integriert	built-in	integriert	built-in	integriert
Connection	Anschluss	PVC, ultra-flex		PVC, ultra-flex		conn. M12	M12-Stecker
Article code PNP, NO	⎍	CS30-N35PO80-A2P		CS30-N35PO80P-A2P		CS30-N35PO80-A12	
Article code PNP, NC	⎍	CS30-N35PC80-A2P		CS30-N35PC80P-A2P		CS30-N35PC80-A12	
Article code NPN, NO	⎍	CS30-N35NO80-A2P		CS30-N35NO80P-A2P		CS30-N35NO80-A12	
Article code NPN, NC	⎍	CS30-N35NC80-A2P		CS30-N35NC80P-A2P		CS30-N35NC80-A12	

Mind O ≠ 0, I ≠ l ≠ 1, S ≠ 5, B ≠ 8.

O ≠ 0, I ≠ l ≠ 1, S ≠ 5, B ≠ 8 beachten.

unshielded nicht bündig **M30 × 1.5 | 35 mm**	shielded bündig **30 × 50 | 6 mm**	shielded bündig **30 × 50 | 6 mm**	shielded bündig **30 × 50 | 6 mm**	unshielded nicht bündig **30 × 50 | 10 mm**

increased erhöht	increased erhöht	increased erhöht	increased erhöht	increased erhöht

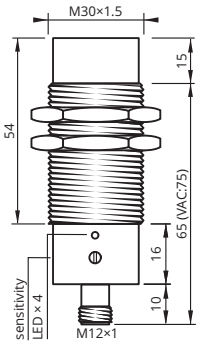

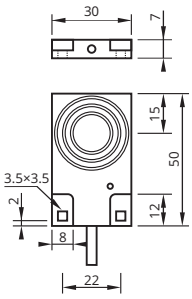

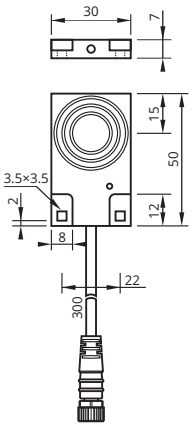

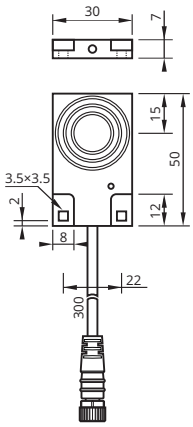

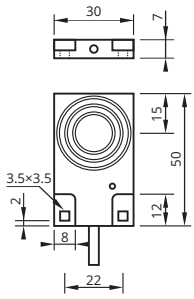

35 mm	6 mm	6 mm	6 mm	10 mm
10...30 V_{DC}	10...30 V_{DC}	10...30 V_{DC}	10...30 V_{DC}	10...30 V_{DC}
built-in integriert	built-in integriert	built-in integriert	built-in integriert	built-in integriert
<9 mA	<9 mA	<9 mA	<9 mA	<9 mA
200 mA	200 mA	200 mA	200 mA	200 mA
built-in integriert	built-in integriert	built-in integriert	built-in integriert	built-in integriert
<2 V @ 200 mA	<2 V @ 200 mA	<2 V @ 200 mA	<2 V @ 200 mA	<2 V @ 200 mA
100 Hz	100 Hz	100 Hz	100 Hz	100 Hz
multiturn pot Mehrgangpoti	multiturn pot Mehrgangpoti	multiturn pot Mehrgangpoti	multiturn pot Mehrgangpoti	multiturn pot Mehrgangpoti
–25...+70 °C	–25...+70 °C	–25...+70 °C	–25...+70 °C	–25...+70 °C
IP 67	IP 67	IP 67	IP 67	IP 67
POM	POM	POM	POM	POM
PBT	PBT	PBT	PBT	PBT
built-in integriert	built-in integriert	built-in integriert	built-in integriert	built-in integriert
conn. M12 M12-Stecker	PVC, ultra-flex	PVC, ultra-flex	PUR, ultra-flex	PVC, ultra-flex
CS30-N35PO80P-A12	CS3050-S6PO7-A2P	CS3050-S6PO7-3P8	CS3050-S6PO7-3U8	CS3050-N10PO7-A2P
CS30-N35PC80P-A12	CS3050-S6PC7-A2P	CS3050-S6PC7-3P8	CS3050-S6PC7-3U8	CS3050-N10PC7-A2P
CS30-N35NO80P-A12	CS3050-S6NO7-A2P	CS3050-S6NO7-3P8	CS3050-S6NO7-3U8	CS3050-N10NO7-A2P
CS30-N35NC80P-A12	CS3050-S6NC7-A2P	CS3050-S6NC7-3P8	CS3050-S6NC7-3U8	CS3050-N10NC7-A2P

Xecro reserves the right to make minor changes without prior notification.
Xecro behält sich das Recht auf geringe Änderungen ohne Ankündigung vor.

Capacitive Proximity Switch
3-Wire DC

Kapazitive Näherungsschalter
3-Leiter DC

unshielded
nicht bündig
30 × 50 | 10 mm

unshielded
nicht bündig
30 × 50 | 10 mm

shielded
bündig
40 × 40 mm | 20 mm

increased
erhöht

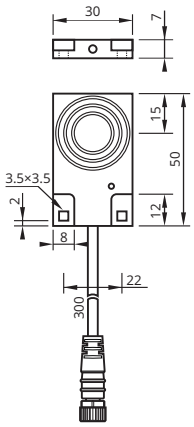

increased
erhöht

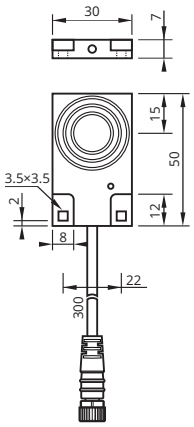

increased
erhöht

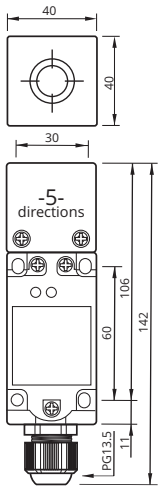

Sensing distance S_n	Schaltabstand S_n	10 mm	10 mm	20 mm
Operating voltage	Betriebsspannung	10...30 V_{DC}	10...30 V_{DC}	10...30 V_{DC}
Reverse polarity protection	Verpolungsschutz	built-in integriert	built-in integriert	built-in integriert
Current consumption	Stromverbrauch	<9 mA	<9 mA	<10 mA
Current load capability	Ausgangsbelastbarkeit	200 mA	200 mA	200 mA
Short circuit protection	Kurzschlussschutz	built-in integriert	built-in integriert	built-in integriert
Voltage drop	Spannungsabfall	<2 V @ 200 mA	<2 V @ 200 mA	<2 V @ 200 mA
Switching frequency	Schaltfrequenz	100 Hz	100 Hz	100 Hz
Adjustment	Einstellung	multiturn pot Mehrgangpoti	multiturn pot Mehrgangpoti	multiturn pot Mehrgangpoti
Operating temperature	Betriebstemperatur	–25...+70 °C	–25...+70 °C	–25...+70 °C
Protection class	Schutzklasse	IP 67	IP 67	IP 67
Sensing face material	Sensorflächenwerkstoff	POM	POM	POM
Housing material	Gehäusewerkstoff	PBT	PBT	PBT
Switching indicator	Schaltanzeige	built-in integriert	built-in integriert	built-in integriert
Connection	Anschluss	PVC, ultra-flex	PUR, ultra-flex	terminal Klemme
Article code PNP, NO	⎍	CS3050-N10PO7-3P8	CS3050-N10PO7-3U8	CS40-S20POL-PG13
Article code PNP, NC	⎍	CS3050-N10PC7-3P8	CS3050-N10PC7-3U8	CS40-S20PCL-PG13
Article code NPN, NO	⎍	CS3050-N10NO7-3P8	CS3050-N10NO7-3U8	CS40-S20NOL-PG13
Article code NPN, NC	⎍	CS3050-N10NC7-3P8	CS3050-N10NC7-3U8	CS40-S20NCL-PG13

Mind O ≠ 0, I ≠ l ≠ 1, S ≠ 5, B ≠ 8.

O ≠ 0, I ≠ l ≠ 1, S ≠ 5, B ≠ 8 beachten.

unshielded
nicht bündig
40 × 40 mm | 30 mm

increased
erhöht

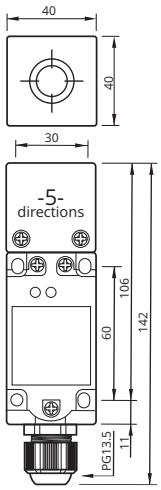

30 mm	
10...30 V_{DC}	
built-in	integriert
<10 mA	
200 mA	
built-in	integriert
<2 V @ 200 mA	
100 Hz	
multiturn pot	Mehrgangpoti
–25...+70 °C	
IP 67	
POM	
PBT	
built-in	integriert
terminal	Klemme
CS40-N30POL-PG13	
CS40-N30PCL-PG13	
CS40-N30NOL-PG13	
CS40-N30NCL-PG13	

Xecro reserves the right to make minor changes without prior notification.
Xecro behält sich das Recht auf geringe Änderungen ohne Ankündigung vor.

Benefits:

- Embedded amplifier for temperatures up to 150°C (302°F) permanent
- Extreme long-term reliability
- Temperature resistant PTFE sensing face
- PTFE and silicone cables available
- Potentiometer for sensivity adjustment
- Sizes M8...M30 available

Vorteile:

- Integrierter Verstärker für Temperaturen bis zu 150 °C (302 °F) dauerhaft
- Äußerst langzeitbeständig
- Hitzefeste PTFE-Frontkappe
- PTFE-Kabel und Silikonkabel erhältlich
- Potentiometer zur Einstellung der Empfindlichkeit eingebaut
- Größen M8...M30 erhältlich

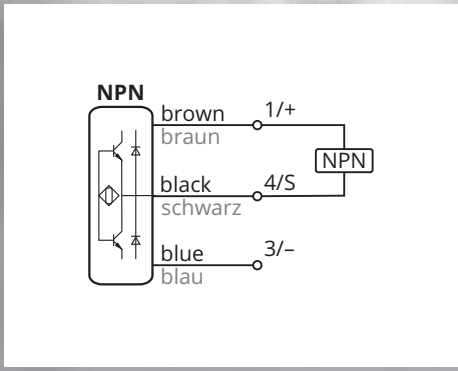

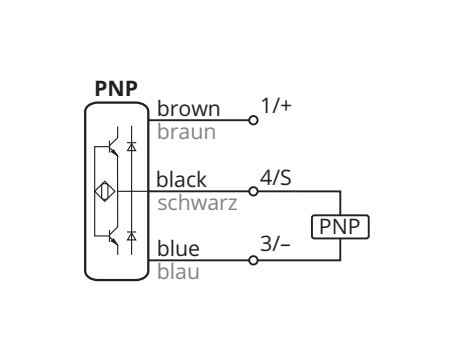

Data sheets are available on http://xecro.com.

Datenblätter sind auf http://xecro.com verfügbar.

All devices of this section may not be used if the safety of persons rely on their faultless function!

Alle Geräte dieses Abschnittes dürfen nicht verwendet werden, wenn die Sicherheit von Personen von deren fehlerlosen Funktion abhängt!

Capacitive Sensors
3-Wire DC High Temperature Resistant

XECRO's Capacitive High Temperature Series are designed for the use in permanent environmental temperatures between –25...+150°C (–13...302°F). The evaluation electronics of the sensors of the Capacitive High Temperature Series fit into the same housings as other capacitive sensors from XECRO.

XECRO's Capacitive High Temperature Series sensors are available in sizes from M8 to M30 and are connected by silicone or PTFE (Teflon®) cables. Silicone cables have an impressive flexibility making them a perfect choice for movable installations. Conversely, PTFE has an excellent mechanical robustness, but should be used only in fixed installations.

XECROs Kapazitive Hochtemperatur-Baureihe wurde für den dauerhaften Betrieb bei Temperaturen zwischen –25...+150 °C (–13...356 °F) entwickelt. Die Hochtemperatur-Schaltungen passen in die gleichen Gehäuse anderer kapazitiver Baureihen von XECRO.

XECROs kapazitive Hochtemperatur-Sensoren sind in den Baugrößen M8 bis M30 erhältlich und sind wahlweise mit Anschlussleitungen aus Silikon oder PTFE (Teflon®) ausgestattet. Silikonleitungen sind beeindruckend flexibel, was sie für bewegliche Installationen prädestiniert. Im Gegensatz dazu hat PTFE eine ausgezeichnete mechanische Widerstandsfähigkeit, sollte aber nur fest installiert werden.

Capacitive Proximity Switch
3-Wire DC
High Temperature Resistant

Kapazitive Näherungsschalter
3-Leiter DC Hitzebeständig

shielded
bündig
M8 × 1 | 4 mm

120 °C · 248 °F

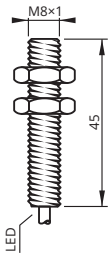

shielded
bündig
M8 × 1 | 4 mm

120 °C · 248 °F

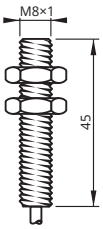

shielded
bündig
M8 × 1 | 4 mm

120 °C · 248 °F

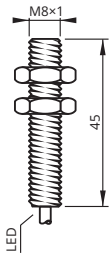

Sensing distance S_n	Schaltabstand S_n	4 mm		4 mm		4 mm	
Operating voltage	Betriebsspannung	10...30 V_{DC}		10...30 V_{DC}		10...30 V_{DC}	
Reverse polarity protection	Verpolungsschutz	built-in	integriert	built-in	integriert	built-in	integriert
Current consumption	Stromverbrauch	<8 mA		<8 mA		<8 mA	
Current load capability	Ausgangsbelastbarkeit	200 mA		200 mA		200 mA	
Short circuit protection	Kurzschlussschutz	built-in	integriert	built-in	integriert	built-in	integriert
Voltage drop	Spannungsabfall	<2 V @ 200 mA		<2 V @ 200 mA		<2 V @ 200 mA	
Switching frequency	Schaltfrequenz	50 Hz		50 Hz		50 Hz	
Adjustment	Einstellung						
Operating temperature	Betriebstemperatur	–25...+120 °C		–25...+120 °C		–25...+120 °C	
Protection class	Schutzklasse	IP 67		IP 67		IP 67	
Sensing face material	Sensorflächenwerkstoff	PTFE		PTFE		PTFE	
Housing material	Gehäusewerkstoff	brass	Messing	brass	Messing	brass	Messing
Switching indicator	Schaltanzeige	built-in*	integriert*			built-in*	integriert*
Connection	Anschluss	silicone	Silikon	silicone	Silikon	PTFE	
Article code PNP, NO	⎍	CHT8-S1APO45-A2S		CHT8-S1APO45-N2S		CHT8-S1APO45-A2T	
Article code PNP, NC	⎍	CHT8-S1APC45-A2S		CHT8-S1APC45-N2S		CHT8-S1APC45-A2T	
Article code NPN, NO	⎍	CHT8-S1ANO45-A2S		CHT8-S1ANO45-N2S		CHT8-S1ANO45-A2T	
Article code NPN, NC	⎍	CHT8-S1ANC45-A2S		CHT8-S1ANC45-N2S		CHT8-S1ANC45-A2T	

Mind O ≠ 0, I ≠ I ≠ 1, S ≠ 5, B ≠ 8.

O ≠ 0, I ≠ I ≠ 1, S ≠ 5, B ≠ 8 beachten.

* Only for mechanical set-up. LED may die if operated beyond 120 °C (248 °F). No warranty on the LED.

* Nur zur mechanischen Einstellung. Die LED kann bei Betrieb über 120 °C ausfallen. Keine Garantie auf die LED.

shielded bündig **M8 × 1 | 4 mm**	unshielded nicht bündig **M8 × 1 | 8 mm**	unshielded nicht bündig **M8 × 1 | 8 mm**	unshielded nicht bündig **M8 × 1 | 8 mm**	unshielded nicht bündig **M8 × 1 | 8 mm**
120 °C · 248 °F	120 °C · 248 °F	120 °C · 248 °F	120 °C · 248 °F	120 °C · 248 °F
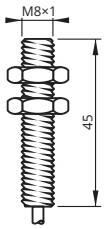	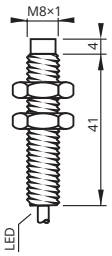	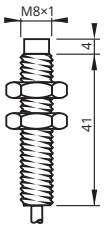	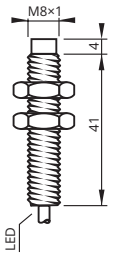	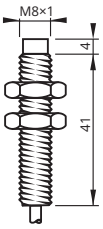

4 mm	8 mm	8 mm	8 mm	8 mm
10...30 V_{DC}	10...30 V_{DC}	10...30 V_{DC}	10...30 V_{DC}	10...30 V_{DC}
built-in integriert	built-in integriert	built-in integriert	built-in integriert	built-in integriert
<8 mA	<8 mA	<8 mA	<8 mA	<8 mA
200 mA	200 mA	200 mA	200 mA	200 mA
built-in integriert	built-in integriert	built-in integriert	built-in integriert	built-in integriert
<2 V @ 200 mA	<2 V @ 200 mA	<2 V @ 200 mA	<2 V @ 200 mA	<2 V @ 200 mA
50 Hz	50 Hz	50 Hz	50 Hz	50 Hz
–25...+120 °C	–25...+120 °C	–25...+120 °C	–25...+120 °C	–25...+120 °C
IP 67	IP 67	IP 67	IP 67	IP 67
PTFE	PTFE	PTFE	PTFE	PTFE
brass Messing	brass Messing	brass Messing	brass Messing	brass Messing
	built-in* integriert*		built-in* integriert*	
PTFE	silicone Silikon	silicone Silikon	PTFE	PTFE
CHT8-S1APO45-N2T	CHT8-N2APO45-A2S	CHT8-N2APO45-N2S	CHT8-N2APO45-A2T	CHT8-N2APO45-N2T
CHT8-S1APC45-N2T	CHT8-N2APC45-A2S	CHT8-N2APC45-N2S	CHT8-N2APC45-A2T	CHT8-N2APC45-N2T
CHT8-S1ANO45-N2T	CHT8-N2ANO45-A2S	CHT8-N2ANO45-N2S	CHT8-N2ANO45-A2T	CHT8-N2ANO45-N2T
CHT8-S1ANC45-N2T	CHT8-N2ANC45-A2S	CHT8-N2ANC45-N2S	CHT8-N2ANC45-A2T	CHT8-N2ANC45-N2T

Xecro reserves the right to make minor changes without prior notification.
Xecro behält sich das Recht auf geringe Änderungen ohne Ankündigung vor.

Capacitive Proximity Switch
3-Wire DC
High Temperature Resistant

Kapazitive Näherungsschalter
3-Leiter DC Hitzebeständig

shielded
bündig
M12 × 1 | 4 mm

120 °C · 248 °F

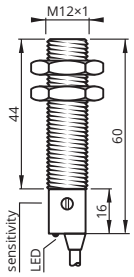

shielded
bündig
M12 × 1 | 4 mm

120 °C · 248 °F

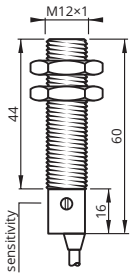

shielded
bündig
M12 × 1 | 4 mm

120 °C · 248 °F

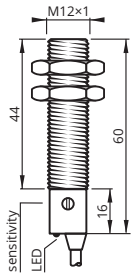

Sensing distance S_n	Schaltabstand S_n	4 mm		4 mm		4 mm	
Operating voltage	Betriebsspannung	10...30 V_{DC}		10...30 V_{DC}		10...30 V_{DC}	
Reverse polarity protection	Verpolungsschutz	built-in	integriert	built-in	integriert	built-in	integriert
Current consumption	Stromverbrauch	<8 mA		<8 mA		<8 mA	
Current load capability	Ausgangsbelastbarkeit	200 mA		200 mA		200 mA	
Short circuit protection	Kurzschlussschutz	built-in	integriert	built-in	integriert	built-in	integriert
Voltage drop	Spannungsabfall	<2 V @ 200 mA		<2 V @ 200 mA		<2 V @ 200 mA	
Switching frequency	Schaltfrequenz	50 Hz		50 Hz		50 Hz	
Adjustment	Einstellung	multiturn pot	Mehrgangpoti	multiturn pot	Mehrgangpoti	multiturn pot	Mehrgangpoti
Operating temperature	Betriebstemperatur	–25...+120 °C		–25...+120 °C		–25...+120 °C	
Protection class	Schutzklasse	IP 67		IP 67		IP 67	
Sensing face material	Sensorflächenwerkstoff	PTFE		PTFE		PTFE	
Housing material	Gehäusewerkstoff	brass	Messing	brass	Messing	brass	Messing
Switching indicator	Schaltanzeige	built-in*	integriert*			built-in*	integriert*
Connection	Anschluss	silicone	Silikon	silicone	Silikon	PTFE	
Article code PNP, NO	⎍	CHT12-S4APO60-A2S		CHT12-S4APO60-N2S		CHT12-S4APO60-A2T	
Article code PNP, NC	⎍	CHT12-S4APC60-A2S		CHT12-S4APC60-N2S		CHT12-S4APC60-A2T	
Article code NPN, NO	⎍	CHT12-S4ANO60-A2S		CHT12-S4ANO60-N2S		CHT12-S4ANO60-A2T	
Article code NPN, NC	⎍	CHT12-S4ANC60-A2S		CHT12-S4ANC60-N2S		CHT12-S4ANC60-A2T	

Mind O ≠ 0, I ≠ I ≠ 1, S ≠ 5, B ≠ 8.

O ≠ 0, I ≠ I ≠ 1, S ≠ 5, B ≠ 8 beachten.

* Only for mechanical set-up. LED may die if operated beyond 120 °C (248 °F). No warranty on the LED.

* Nur zur mechanischen Einstellung. Die LED kann bei Betrieb über 120 °C ausfallen. Keine Garantie auf die LED.

shielded bündig **M12 × 1 | 4 mm**	unshielded nicht bündig **M12 × 1 | 8 mm**	unshielded nicht bündig **M12 × 1 | 8 mm**	unshielded nicht bündig **M12 × 1 | 8 mm**	unshielded nicht bündig **M12 × 1 | 8 mm**
120 °C · 248 °F	120 °C · 248 °F	120 °C · 248 °F	120 °C · 248 °F	120 °C · 248 °F
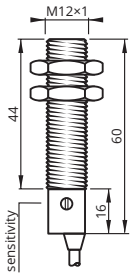	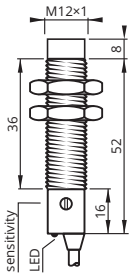	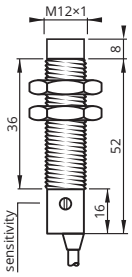	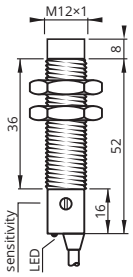	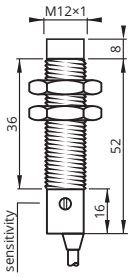

4 mm	8 mm	8 mm	8 mm	8 mm
10...30 V_{DC}	10...30 V_{DC}	10...30 V_{DC}	10...30 V_{DC}	10...30 V_{DC}
built-in integriert	built-in integriert	built-in integriert	built-in integriert	built-in integriert
<8 mA	<8 mA	<8 mA	<8 mA	<8 mA
200 mA	200 mA	200 mA	200 mA	200 mA
built-in integriert	built-in integriert	built-in integriert	built-in integriert	built-in integriert
<2 V @ 200 mA	<2 V @ 200 mA	<2 V @ 200 mA	<2 V @ 200 mA	<2 V @ 200 mA
50 Hz	50 Hz	50 Hz	50 Hz	50 Hz
multiturn pot Mehrgangpoti	multiturn pot Mehrgangpoti	multiturn pot Mehrgangpoti	multiturn pot Mehrgangpoti	multiturn pot Mehrgangpoti
–25...+120 °C	–25...+120 °C	–25...+120 °C	–25...+120 °C	–25...+120 °C
IP 67	IP 67	IP 67	IP 67	IP 67
PTFE	PTFE	PTFE	PTFE	PTFE
brass Messing	brass Messing	brass Messing	brass Messing	brass Messing
	built-in* integriert*		built-in* integriert*	
PTFE	silicone Silikon	silicone Silikon	PTFE	PTFE
CHT12-S4APO60-N2T	CHT12-N8APO60-A2S	CHT12-N8APO60-N2S	CHT12-N8APO60-A2T	CHT12-N8APO60-N2T
CHT12-S4APC60-N2T	CHT12-N8APC60-A2S	CHT12-N8APC60-N2S	CHT12-N8APC60-A2T	CHT12-N8APC60-N2T
CHT12-S4ANO60-N2T	CHT12-N8ANO60-A2S	CHT12-N8ANO60-N2S	CHT12-N8ANO60-A2T	CHT12-N8ANO60-N2T
CHT12-S4ANC60-N2T	CHT12-N8ANC60-A2S	CHT12-N8ANC60-N2S	CHT12-N8ANC60-A2T	CHT12-N8ANC60-N2T

Xecro reserves the right to make minor changes without prior notification.
Xecro behält sich das Recht auf geringe Änderungen ohne Ankündigung vor.

Capacitive Proximity Switch
3-Wire DC
High Temperature Resistant

Kapazitive Näherungsschalter
3-Leiter DC Hitzebeständig

shielded
bündig
M18 × 1 | 8 mm

120 °C · 248 °F

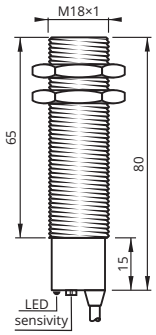

shielded
bündig
M18 × 1 | 8 mm

120 °C · 248 °F

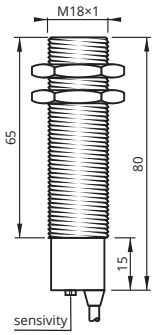

shielded
bündig
M18 × 1 | 8 mm

120 °C · 248 °F

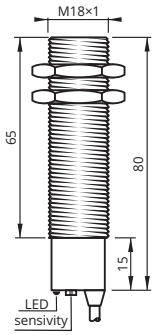

Sensing distance S_n	Schaltabstand S_n	8 mm		8 mm		8 mm	
Operating voltage	Betriebsspannung	10...30 V_{DC}		10...30 V_{DC}		10...30 V_{DC}	
Reverse polarity protection	Verpolungsschutz	built-in	integriert	built-in	integriert	built-in	integriert
Current consumption	Stromverbrauch	<8 mA		<8 mA		<8 mA	
Current load capability	Ausgangsbelastbarkeit	200 mA		200 mA		200 mA	
Short circuit protection	Kurzschlussschutz	built-in	integriert	built-in	integriert	built-in	integriert
Voltage drop	Spannungsabfall	<2 V @ 200 mA		<2 V @ 200 mA		<2 V @ 200 mA	
Switching frequency	Schaltfrequenz	50 Hz		50 Hz		50 Hz	
Adjustment	Einstellung	multiturn pot	Mehrgangpoti	multiturn pot	Mehrgangpoti	multiturn pot	Mehrgangpoti
Operating temperature	Betriebstemperatur	–25...+120 °C		–25...+120 °C		–25...+120 °C	
Protection class	Schutzklasse	IP 67		IP 67		IP 67	
Sensing face material	Sensorflächenwerkstoff	PTFE		PTFE		PTFE	
Housing material	Gehäusewerkstoff	brass	Messing	brass	Messing	brass	Messing
Switching indicator	Schaltanzeige	built-in*	integriert*			built-in*	integriert*
Connection	Anschluss	silicone	Silikon	silicone	Silikon	PTFE	
Article code PNP, NO	⎍	CHT18-S8APO80-A2S		CHT18-S8APO80-N2S		CHT18-S8APO80-A2T	
Article code PNP, NC	⎍	CHT18-S8APC80-A2S		CHT18-S8APC80-N2S		CHT18-S8APC80-A2T	
Article code NPN, NO	⎍	CHT18-S8ANO80-A2S		CHT18-S8ANO80-N2S		CHT18-S8ANO80-A2T	
Article code NPN, NC	⎍	CHT18-S8ANC80-A2S		CHT18-S8ANC80-N2S		CHT18-S8ANC80-A2T	

Mind O ≠ 0, I ≠ I ≠ 1, S ≠ 5, B ≠ 8.

O ≠ 0, I ≠ I ≠ 1, S ≠ 5, B ≠ 8 beachten.

* Only for mechanical set-up. LED may die if operated beyond 120 °C (248 °F). No warranty on the LED.

* Nur zur mechanischen Einstellung. Die LED kann bei Betrieb über 120 °C ausfallen. Keine Garantie auf die LED.

shielded bündig **M18 × 1 | 8 mm**	unshielded nicht bündig **M18 × 1 | 15 mm**	unshielded nicht bündig **M18 × 1 | 15 mm**	unshielded nicht bündig **M18 × 1 | 15 mm**	unshielded nicht bündig **M18 × 1 | 15 mm**
120 °C · 248 °F	120 °C · 248 °F	120 °C · 248 °F	120 °C · 248 °F	120 °C · 248 °F
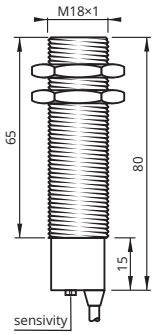	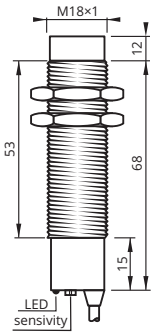	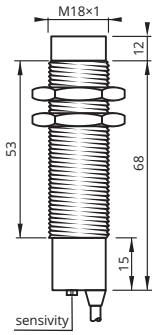	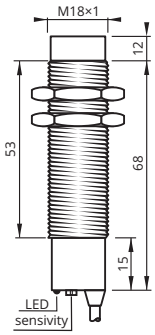	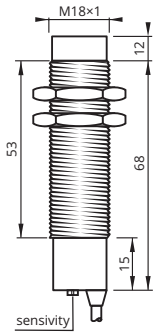

8 mm	15 mm	15 mm	15 mm	15 mm
10...30 V_{DC}	10...30 V_{DC}	10...30 V_{DC}	10...30 V_{DC}	10...30 V_{DC}
built-in integriert	built-in integriert	built-in integriert	built-in integriert	built-in integriert
<8 mA	<8 mA	<8 mA	<8 mA	<8 mA
200 mA	200 mA	200 mA	200 mA	200 mA
built-in integriert	built-in integriert	built-in integriert	built-in integriert	built-in integriert
<2 V @ 200 mA	<2 V @ 200 mA	<2 V @ 200 mA	<2 V @ 200 mA	<2 V @ 200 mA
50 Hz	50 Hz	50 Hz	50 Hz	50 Hz
multiturn pot Mehrgangpoti	multiturn pot Mehrgangpoti	multiturn pot Mehrgangpoti	multiturn pot Mehrgangpoti	multiturn pot Mehrgangpoti
–25...+120 °C	–25...+120 °C	–25...+120 °C	–25...+120 °C	–25...+120 °C
IP 67	IP 67	IP 67	IP 67	IP 67
PTFE	PTFE	PTFE	PTFE	PTFE
brass Messing	brass Messing	brass Messing	brass Messing	brass Messing
	built-in* integriert*		built-in* integriert*	
PTFE	silicone Silikon	silicone Silikon	PTFE	PTFE
CHT18-S8APO80-N2T	CHT18-N15APO80-A2S	CHT18-N15APO80-N2S	CHT18-N15APO80-A2T	CHT18-N15APO80-N2T
CHT18-S8APC80-N2T	CHT18-N15APC80-A2S	CHT18-N15APC80-N2S	CHT18-N15APC80-A2T	CHT18-N15APC80-N2T
CHT18-S8ANO80-N2T	CHT18-N15ANO80-A2S	CHT18-N15ANO80-N2S	CHT18-N15ANO80-A2T	CHT18-N15ANO80-N2T
CHT18-S8ANC80-N2T	CHT18-N15ANC80-A2S	CHT18-N15ANC80-N2S	CHT18-N15ANC80-A2T	CHT18-N15ANC80-N2T

Xecro reserves the right to make minor changes without prior notification.
Xecro behält sich das Recht auf geringe Änderungen ohne Ankündigung vor.

Capacitive Proximity Switch
3-Wire DC
High Temperature Resistant

Kapazitive Näherungsschalter
3-Leiter DC Hitzebeständig

shielded
bündig
M30 × 1.5 | 20 mm

120 °C · 248 °F

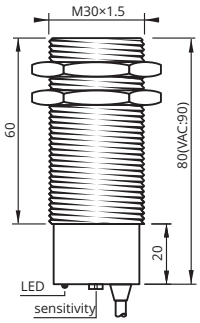

shielded
bündig
M30 × 1.5 | 20 mm

120 °C · 248 °F

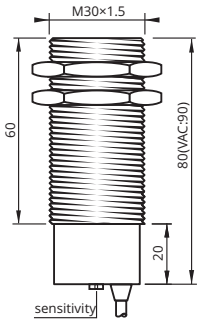

shielded
bündig
M30 × 1.5 | 20 mm

120 °C · 248 °F

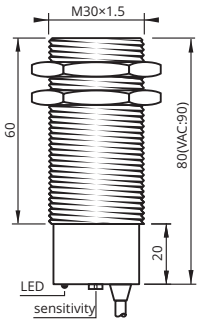

Sensing distance S_n	**Schaltabstand S_n**	**20 mm**		**20 mm**		**20 mm**	
Operating voltage	Betriebsspannung	10...30 V_{DC}		10...30 V_{DC}		10...30 V_{DC}	
Reverse polarity protection	Verpolungsschutz	built-in	integriert	built-in	integriert	built-in	integriert
Current consumption	Stromverbrauch	<8 mA		<8 mA		<8 mA	
Current load capability	Ausgangsbelastbarkeit	200 mA		200 mA		200 mA	
Short circuit protection	Kurzschlussschutz	built-in	integriert	built-in	integriert	built-in	integriert
Voltage drop	Spannungsabfall	<2 V @ 200 mA		<2 V @ 200 mA		<2 V @ 200 mA	
Switching frequency	Schaltfrequenz	50 Hz		50 Hz		50 Hz	
Adjustment	Einstellung	multiturn pot	Mehrgangpoti	multiturn pot	Mehrgangpoti	multiturn pot	Mehrgangpoti
Operating temperature	Betriebstemperatur	–25...+120 °C		–25...+120 °C		–25...+120 °C	
Protection class	Schutzklasse	IP 67		IP 67		IP 67	
Sensing face material	Sensorflächenwerkstoff	PTFE		PTFE		PTFE	
Housing material	Gehäusewerkstoff	brass	Messing	brass	Messing	brass	Messing
Switching indicator	Schaltanzeige	built-in*	integriert*			built-in*	integriert*
Connection	Anschluss	silicone	Silikon	silicone	Silikon	PTFE	
Article code PNP, NO	⎍	CHT30-S20APO80-A2S		CHT30-S20APO80-N2S		CHT30-S20APO80-A2T	
Article code PNP, NC	⎍	CHT30-S20APC80-A2S		CHT30-S20APC80-N2S		CHT30-S20APC80-A2T	
Article code NPN, NO	⎍	CHT30-S20ANO80-A2S		CHT30-S20ANO80-N2S		CHT30-S20ANO80-A2T	
Article code NPN, NC	⎍	CHT30-S20ANC80-A2S		CHT30-S20ANC80-N2S		CHT30-S20ANC80-A2T	

Mind O ≠ 0, I ≠ I ≠ 1, S ≠ 5, B ≠ 8.

O ≠ 0, I ≠ I ≠ 1, S ≠ 5, B ≠ 8 beachten.

* Only for mechanical set-up. LED may die if operated beyond 120 °C (248 °F). No warranty on the LED.

* Nur zur mechanischen Einstellung. Die LED kann bei Betrieb über 120 °C ausfallen. Keine Garantie auf die LED.

shielded bündig **M30 × 1.5 | 20 mm**	unshielded nicht bündig **M30 × 1.5 | 30 mm**	unshielded nicht bündig **M30 × 1.5 | 30 mm**	unshielded nicht bündig **M30 × 1.5 | 30 mm**	unshielded nicht bündig **M30 × 1.5 | 30 mm**
120 °C · 248 °F	120 °C · 248 °F	120 °C · 248 °F	120 °C · 248 °F	120 °C · 248 °F
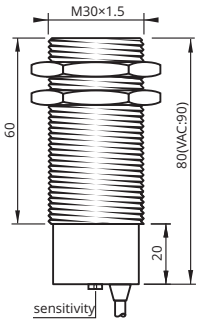	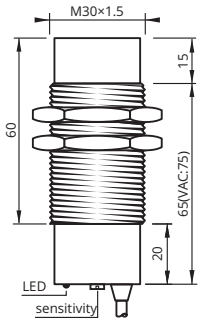	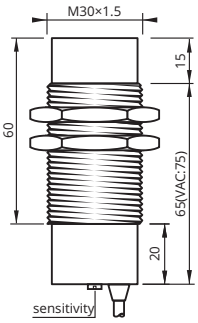	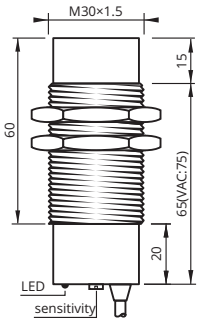	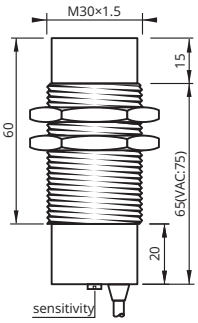

20 mm		**30 mm**		**30 mm**		**30 mm**		**30 mm**	
10...30 V_{DC}		10...30 V_{DC}		10...30 V_{DC}		10...30 V_{DC}		10...30 V_{DC}	
built-in	integriert	built-in	integriert	built-in	integriert	built-in	integriert	built-in	integriert
<8 mA		<8 mA		<8 mA		<8 mA		<8 mA	
200 mA		200 mA		200 mA		200 mA		200 mA	
built-in	integriert	built-in	integriert	built-in	integriert	built-in	integriert	built-in	integriert
<2 V @ 200 mA		<2 V @ 200 mA		<2 V @ 200 mA		<2 V @ 200 mA		<2 V @ 200 mA	
50 Hz		50 Hz		50 Hz		50 Hz		50 Hz	
multiturn pot	Mehrgangpoti	multiturn pot	Mehrgangpoti	multiturn pot	Mehrgangpoti	multiturn pot	Mehrgangpoti	multiturn pot	Mehrgangpoti
–25...+120 °C		–25...+120 °C		–25...+120 °C		–25...+120 °C		–25...+120 °C	
IP 67		IP 67		IP 67		IP 67		IP 67	
PTFE		PTFE		PTFE		PTFE		PTFE	
brass	Messing	brass	Messing	brass	Messing	brass	Messing	brass	Messing
		built-in*	integriert*			built-in*	integriert*		
PTFE		silicone	Silikon	silicone	Silikon	PTFE		PTFE	
CHT30-S20APO80-N2T		CHT30-N30APO80-A2S		CHT30-N30APO80-N2S		CHT30-N30APO80-A2T		CHT30-N30APO80-N2T	
CHT30-S20APC80-N2T		CHT30-N30APC80-A2S		CHT30-N30APC80-N2S		CHT30-N30APC80-A2T		CHT30-N30APC80-N2T	
CHT30-S20ANO80-N2T		CHT30-N30ANO80-A2S		CHT30-N30ANO80-N2S		CHT30-N30ANO80-A2T		CHT30-N30ANO80-N2T	
CHT30-S20ANC80-N2T		CHT30-N30ANC80-A2S		CHT30-N30ANC80-N2S		CHT30-N30ANC80-A2T		CHT30-N30ANC80-N2T	

Xecro reserves the right to make minor changes without prior notification.
Xecro behält sich das Recht auf geringe Änderungen ohne Ankündigung vor.

Capacitive Proximity Switch
3-Wire DC
High Temperature Resistant

Kapazitive Näherungsschalter
3-Leiter DC Hitzebeständig

shielded
bündig
M12 × 1 | 4 mm

150 °C · 302 °F

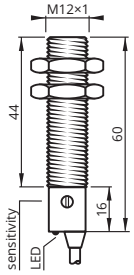

shielded
bündig
M12 × 1 | 4 mm

150 °C · 302 °F

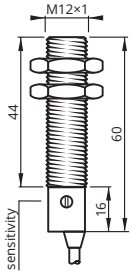

shielded
bündig
M12 × 1 | 4 mm

150 °C · 302 °F

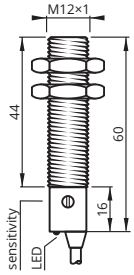

Sensing distance S_n	**Schaltabstand S_n**	**4 mm**		**4 mm**		**4 mm**	
Operating voltage	Betriebsspannung	10...30 V_{DC}		10...30 V_{DC}		10...30 V_{DC}	
Reverse polarity protection	Verpolungsschutz	built-in	integriert	built-in	integriert	built-in	integriert
Current consumption	Stromverbrauch	<8 mA		<8 mA		<8 mA	
Current load capability	Ausgangsbelastbarkeit	200 mA		200 mA		200 mA	
Short circuit protection	Kurzschlussschutz	built-in	integriert	built-in	integriert	built-in	integriert
Voltage drop	Spannungsabfall	<2 V @ 200 mA		<2 V @ 200 mA		<2 V @ 200 mA	
Switching frequency	Schaltfrequenz	50 Hz		50 Hz		50 Hz	
Adjustment	Einstellung	multiturn pot	Mehrgangpoti	multiturn pot	Mehrgangpoti	multiturn pot	Mehrgangpoti
Operating temperature	Betriebstemperatur	–25...+150 °C		–25...+150 °C		–25...+150 °C	
Protection class	Schutzklasse	IP 67		IP 67		IP 67	
Sensing face material	Sensorflächenwerkstoff	PTFE		PTFE		PTFE	
Housing material	Gehäusewerkstoff	brass	Messing	brass	Messing	brass	Messing
Switching indicator	Schaltanzeige	built-in*	integriert*			built-in*	integriert*
Connection	Anschluss	silicone	Silikon	silicone	Silikon	PTFE	
Article code PNP, NO	⎍	CHT12-S4BPO60-A2S		CHT12-S4BPO60-N2S		CHT12-S4BPO60-A2T	
Article code PNP, NC	⎍	CHT12-S4BPC60-A2S		CHT12-S4BPC60-N2S		CHT12-S4BPC60-A2T	
Article code NPN, NO	⎍	CHT12-S4BNO60-A2S		CHT12-S4BNO60-N2S		CHT12-S4BNO60-A2T	
Article code NPN, NC	⎍	CHT12-S4BNC60-A2S		CHT12-S4BNC60-N2S		CHT12-S4BNC60-A2T	

Mind O ≠ 0, I ≠ l ≠ 1, S ≠ 5, B ≠ 8.

O ≠ 0, I ≠ l ≠ 1, S ≠ 5, B ≠ 8 beachten.

* Only for mechanical set-up. LED may die if operated beyond 120 °C (248 °F). No warranty on the LED.

* Nur zur mechanischen Einstellung. Die LED kann bei Betrieb über 120 °C ausfallen. Keine Garantie auf die LED.

shielded bündig **M12 × 1 | 4 mm**	unshielded nicht bündig **M12 × 1 | 8 mm**	unshielded nicht bündig **M12 × 1 | 8 mm**	unshielded nicht bündig **M12 × 1 | 8 mm**	unshielded nicht bündig **M12 × 1 | 8 mm**
150 °C · 302 °F	150 °C · 302 °F	150 °C · 302 °F	150 °C · 302 °F	150 °C · 302 °F
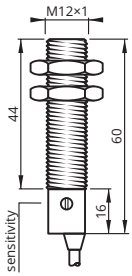	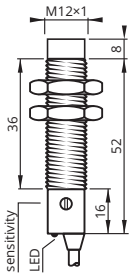	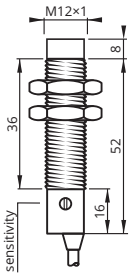	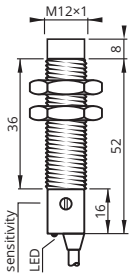	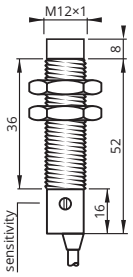

4 mm	8 mm	8 mm	8 mm	8 mm
10...30 V_{DC}	10...30 V_{DC}	10...30 V_{DC}	10...30 V_{DC}	10...30 V_{DC}
built-in integriert	built-in integriert	built-in integriert	built-in integriert	built-in integriert
<8 mA	<8 mA	<8 mA	<8 mA	<8 mA
200 mA	200 mA	200 mA	200 mA	200 mA
built-in integriert	built-in integriert	built-in integriert	built-in integriert	built-in integriert
<2 V @ 200 mA	<2 V @ 200 mA	<2 V @ 200 mA	<2 V @ 200 mA	<2 V @ 200 mA
50 Hz	50 Hz	50 Hz	50 Hz	50 Hz
multiturn pot Mehrgangpoti	multiturn pot Mehrgangpoti	multiturn pot Mehrgangpoti	multiturn pot Mehrgangpoti	multiturn pot Mehrgangpoti
–25...+150 °C	–25...+150 °C	–25...+150 °C	–25...+150 °C	–25...+150 °C
IP 67	IP 67	IP 67	IP 67	IP 67
PTFE	PTFE	PTFE	PTFE	PTFE
brass Messing	brass Messing	brass Messing	brass Messing	brass Messing
	built-in* integriert*		built-in* integriert*	
PTFE	silicone Silikon	silicone Silikon	PTFE	PTFE
CHT12-S4BPO60-N2T	CHT12-N8BPO60-A2S	CHT12-N8BPO60-N2S	CHT12-N8BPO60-A2T	CHT12-N8BPO60-N2T
CHT12-S4BPC60-N2T	CHT12-N8BPC60-A2S	CHT12-N8BPC60-N2S	CHT12-N8BPC60-A2T	CHT12-N8BPC60-N2T
CHT12-S4BNO60-N2T	CHT12-N8BNO60-A2S	CHT12-N8BNO60-N2S	CHT12-N8BNO60-A2T	CHT12-N8BNO60-N2T
CHT12-S4BNC60-N2T	CHT12-N8BNC60-A2S	CHT12-N8BNC60-N2S	CHT12-N8BNC60-A2T	CHT12-N8BNC60-N2T

Xecro reserves the right to make minor changes without prior notification.
Xecro behält sich das Recht auf geringe Änderungen ohne Ankündigung vor.

Capacitive Proximity Switch
3-Wire DC
High Temperature Resistant

Kapazitive Näherungsschalter
3-Leiter DC Hitzebeständig

shielded
bündig
M18 × 1 | 8 mm

150 °C · 302 °F

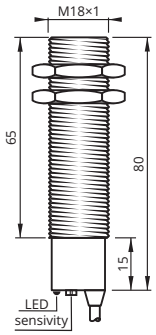

shielded
bündig
M18 × 1 | 8 mm

150 °C · 302 °F

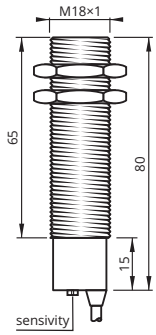

shielded
bündig
M18 × 1 | 8 mm

150 °C · 302 °F

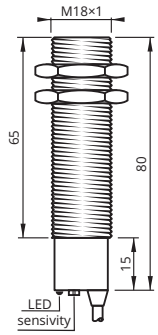

Sensing distance S_n	Schaltabstand S_n	8 mm		8 mm		8 mm	
Operating voltage	Betriebsspannung	10...30 V_{DC}		10...30 V_{DC}		10...30 V_{DC}	
Reverse polarity protection	Verpolungsschutz	built-in	integriert	built-in	integriert	built-in	integriert
Current consumption	Stromverbrauch	<8 mA		<8 mA		<8 mA	
Current load capability	Ausgangsbelastbarkeit	200 mA		200 mA		200 mA	
Short circuit protection	Kurzschlussschutz	built-in	integriert	built-in	integriert	built-in	integriert
Voltage drop	Spannungsabfall	<2 V @ 200 mA		<2 V @ 200 mA		<2 V @ 200 mA	
Switching frequency	Schaltfrequenz	50 Hz		50 Hz		50 Hz	
Adjustment	Einstellung	multiturn pot	Mehrgangpoti	multiturn pot	Mehrgangpoti	multiturn pot	Mehrgangpoti
Operating temperature	Betriebstemperatur	–25...+150 °C		–25...+150 °C		–25...+150 °C	
Protection class	Schutzklasse	IP 67		IP 67		IP 67	
Sensing face material	Sensorflächenwerkstoff	PTFE		PTFE		PTFE	
Housing material	Gehäusewerkstoff	brass	Messing	brass	Messing	brass	Messing
Switching indicator	Schaltanzeige	built-in*	integriert*			built-in*	integriert*
Connection	Anschluss	silicone	Silikon	silicone	Silikon	PTFE	
Article code PNP, NO	⎍	CHT18-S8BPO80-A2S		CHT18-S8BPO80-N2S		CHT18-S8BPO80-A2T	
Article code PNP, NC	⎍	CHT18-S8BPC80-A2S		CHT18-S8BPC80-N2S		CHT18-S8BPC80-A2T	
Article code NPN, NO	⎍	CHT18-S8BNO80-A2S		CHT18-S8BNO80-N2S		CHT18-S8BNO80-A2T	
Article code NPN, NC	⎍	CHT18-S8BNC80-A2S		CHT18-S8BNC80-N2S		CHT18-S8BNC80-A2T	

Mind O ≠ 0, I ≠ I ≠ 1, S ≠ 5, B ≠ 8.

O ≠ 0, I ≠ I ≠ 1, S ≠ 5, B ≠ 8 beachten.

* Only for mechanical set-up. LED may die if operated beyond 120 °C (248 °F). No warranty on the LED.

* Nur zur mechanischen Einstellung. Die LED kann bei Betrieb über 120 °C ausfallen. Keine Garantie auf die LED.

shielded bündig **M18 × 1 | 8 mm**	unshielded nicht bündig **M18 × 1 | 15 mm**	unshielded nicht bündig **M18 × 1 | 15 mm**	unshielded nicht bündig **M18 × 1 | 15 mm**	unshielded nicht bündig **M18 × 1 | 15 mm**
150 °C · 302 °F	150 °C · 302 °F	150 °C · 302 °F	150 °C · 302 °F	150 °C · 302 °F
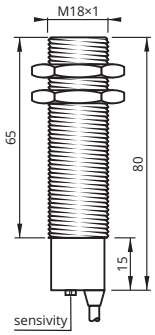	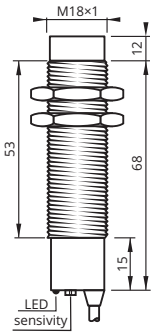	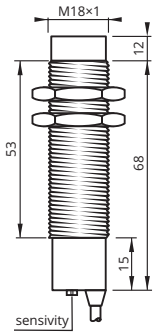	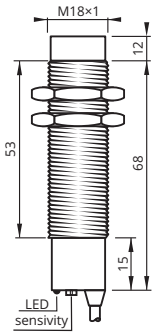	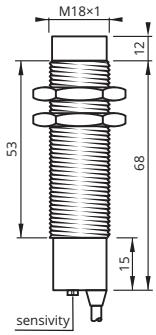

8 mm	15 mm	15 mm	15 mm	15 mm
10...30 V_{DC}	10...30 V_{DC}	10...30 V_{DC}	10...30 V_{DC}	10...30 V_{DC}
built-in integriert	built-in integriert	built-in integriert	built-in integriert	built-in integriert
<8 mA	<8 mA	<8 mA	<8 mA	<8 mA
200 mA	200 mA	200 mA	200 mA	200 mA
built-in integriert	built-in integriert	built-in integriert	built-in integriert	built-in integriert
<2 V @ 200 mA	<2 V @ 200 mA	<2 V @ 200 mA	<2 V @ 200 mA	<2 V @ 200 mA
50 Hz	50 Hz	50 Hz	50 Hz	50 Hz
multiturn pot Mehrgangpoti	multiturn pot Mehrgangpoti	multiturn pot Mehrgangpoti	multiturn pot Mehrgangpoti	multiturn pot Mehrgangpoti
–25...+150 °C	–25...+150 °C	–25...+150 °C	–25...+150 °C	–25...+150 °C
IP 67	IP 67	IP 67	IP 67	IP 67
PTFE	PTFE	PTFE	PTFE	PTFE
brass Messing	brass Messing	brass Messing	brass Messing	brass Messing
	built-in* integriert*		built-in* integriert*	
PTFE	silicone Silikon	silicone Silikon	PTFE	PTFE
CHT18-S8BPO80-N2T	CHT18-N15BPO80-A2S	CHT18-N15BPO80-N2S	CHT18-N15BPO80-A2T	CHT18-N15BPO80-N2T
CHT18-S8BPC80-N2T	CHT18-N15BPC80-A2S	CHT18-N15BPC80-N2S	CHT18-N15BPC80-A2T	CHT18-N15BPC80-N2T
CHT18-S8BNO80-N2T	CHT18-N15BNO80-A2S	CHT18-N15BNO80-N2S	CHT18-N15BNO80-A2T	CHT18-N15BNO80-N2T
CHT18-S8BNC80-N2T	CHT18-N15BNC80-A2S	CHT18-N15BNC80-N2S	CHT18-N15BNC80-A2T	CHT18-N15BNC80-N2T

Xecro reserves the right to make minor changes without prior notification.
Xecro behält sich das Recht auf geringe Änderungen ohne Ankündigung vor.

Capacitive Proximity Switch
3-Wire DC
High Temperature Resistant

Kapazitive Näherungsschalter
3-Leiter DC Hitzebeständig

shielded
bündig
M30 × 1.5 | 20 mm

150 °C · 302 °F

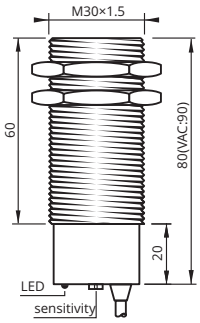

shielded
bündig
M30 × 1.5 | 20 mm

150 °C · 302 °F

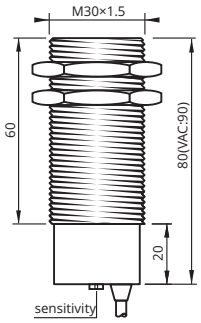

shielded
bündig
M30 × 1.5 | 20 mm

150 °C · 302 °F

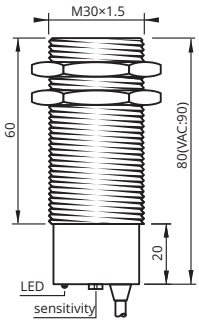

Sensing distance S_n	**Schaltabstand S_n**	**20 mm**		**20 mm**		**20 mm**	
Operating voltage	Betriebsspannung	10...30 V_{DC}		10...30 V_{DC}		10...30 V_{DC}	
Reverse polarity protection	Verpolungsschutz	built-in	integriert	built-in	integriert	built-in	integriert
Current consumption	Stromverbrauch	<8 mA		<8 mA		<8 mA	
Current load capability	Ausgangsbelastbarkeit	200 mA		200 mA		200 mA	
Short circuit protection	Kurzschlussschutz	built-in	integriert	built-in	integriert	built-in	integriert
Voltage drop	Spannungsabfall	<2 V @ 200 mA		<2 V @ 200 mA		<2 V @ 200 mA	
Switching frequency	Schaltfrequenz	50 Hz		50 Hz		50 Hz	
Adjustment	Einstellung	multiturn pot	Mehrgangpoti	multiturn pot	Mehrgangpoti	multiturn pot	Mehrgangpoti
Operating temperature	Betriebstemperatur	–25...+150 °C		–25...+150 °C		–25...+150 °C	
Protection class	Schutzklasse	IP 67		IP 67		IP 67	
Sensing face material	Sensorflächenwerkstoff	PTFE		PTFE		PTFE	
Housing material	Gehäusewerkstoff	brass	Messing	brass	Messing	brass	Messing
Switching indicator	Schaltanzeige	built-in*	integriert*			built-in*	integriert*
Connection	Anschluss	silicone	Silikon	silicone	Silikon	PTFE	
Article code PNP, NO	⎍	CHT30-S20BPO80-A2S		CHT30-S20BPO80-N2S		CHT30-S20BPO80-A2T	
Article code PNP, NC	⎍	CHT30-S20BPC80-A2S		CHT30-S20BPC80-N2S		CHT30-S20BPC80-A2T	
Article code NPN, NO	⎍	CHT30-S20BNO80-A2S		CHT30-S20BNO80-N2S		CHT30-S20BNO80-A2T	
Article code NPN, NC	⎍	CHT30-S20BNC80-A2S		CHT30-S20BNC80-N2S		CHT30-S20BNC80-A2T	

Mind O ≠ 0, I ≠ I ≠ 1, S ≠ 5, B ≠ 8.

O ≠ 0, I ≠ I ≠ 1, S ≠ 5, B ≠ 8 beachten.

* Only for mechanical set-up. LED may die if operated beyond 120 °C (248 °F). No warranty on the LED.

* Nur zur mechanischen Einstellung. Die LED kann bei Betrieb über 120 °C ausfallen. Keine Garantie auf die LED.

shielded bündig **M30 × 1.5 | 20 mm**	unshielded nicht bündig **M30 × 1.5 | 30 mm**	unshielded nicht bündig **M30 × 1.5 | 30 mm**	unshielded nicht bündig **M30 × 1.5 | 30 mm**	unshielded nicht bündig **M30 × 1.5 | 30 mm**
150 °C · 302 °F	150 °C · 302 °F	150 °C · 302 °F	150 °C · 302 °F	150 °C · 302 °F
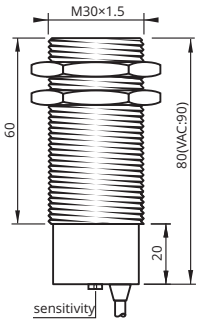	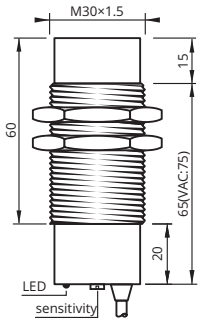	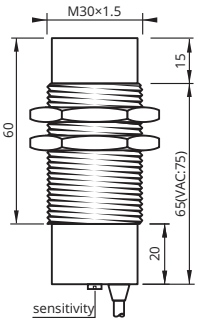	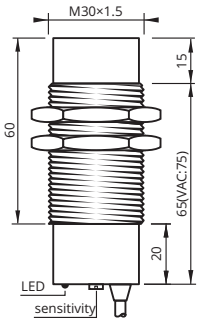	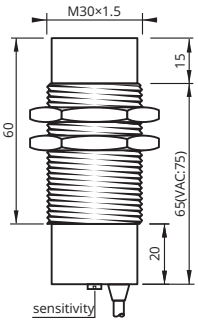

20 mm		**30 mm**		**30 mm**		**30 mm**		**30 mm**	
10...30 V_{DC}		10...30 V_{DC}		10...30 V_{DC}		10...30 V_{DC}		10...30 V_{DC}	
built-in	integriert	built-in	integriert	built-in	integriert	built-in	integriert	built-in	integriert
<8 mA		<8 mA		<8 mA		<8 mA		<8 mA	
200 mA		200 mA		200 mA		200 mA		200 mA	
built-in	integriert	built-in	integriert	built-in	integriert	built-in	integriert	built-in	integriert
<2 V @ 200 mA		<2 V @ 200 mA		<2 V @ 200 mA		<2 V @ 200 mA		<2 V @ 200 mA	
50 Hz		50 Hz		50 Hz		50 Hz		50 Hz	
multiturn pot	Mehrgangpoti	multiturn pot	Mehrgangpoti	multiturn pot	Mehrgangpoti	multiturn pot	Mehrgangpoti	multiturn pot	Mehrgangpoti
–25...+150 °C		–25...+150 °C		–25...+150 °C		–25...+150 °C		–25...+150 °C	
IP 67		IP 67		IP 67		IP 67		IP 67	
PTFE		PTFE		PTFE		PTFE		PTFE	
brass	Messing	brass	Messing	brass	Messing	brass	Messing	brass	Messing
		built-in*	integriert*			built-in*	integriert*		
PTFE		silicone	Silikon	silicone	Silikon	PTFE		PTFE	
CHT30-S20BPO80-N2T		CHT30-N30BPO80-A2S		CHT30-N30BPO80-N2S		CHT30-N30BPO80-A2T		CHT30-N30BPO80-N2T	
CHT30-S20BPC80-N2T		CHT30-N30BPC80-A2S		CHT30-N30BPC80-N2S		CHT30-N30BPC80-A2T		CHT30-N30BPC80-N2T	
CHT30-S20BNO80-N2T		CHT30-N30BNO80-A2S		CHT30-N30BNO80-N2S		CHT30-N30BNO80-A2T		CHT30-N30BNO80-N2T	
CHT30-S20BNC80-N2T		CHT30-N30BNC80-A2S		CHT30-N30BNC80-N2S		CHT30-N30BNC80-A2T		CHT30-N30BNC80-N2T	

Xecro reserves the right to make minor changes without prior notification.
Xecro behält sich das Recht auf geringe Änderungen ohne Ankündigung vor.

Benefits:

- Large sensing distances
- Housing made of one continous piece of PTFE
- PTFE encapsulated switching indicator LED
- PTFE encapsulated trim potentiometer

Vorteile:

- Hohe Schaltabstände
- Durchgängiges PTFE-Gehäuse
- PTFE-gekapselte Schaltanzeige-LED
- PTFE-gekapseltes Trim-Potentiometer

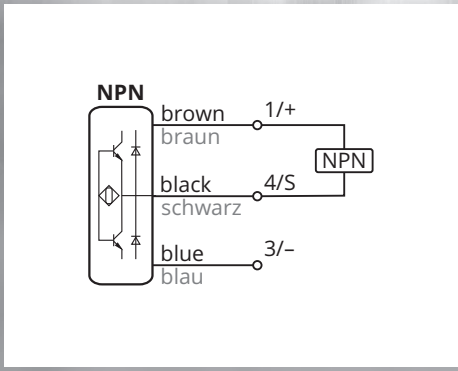

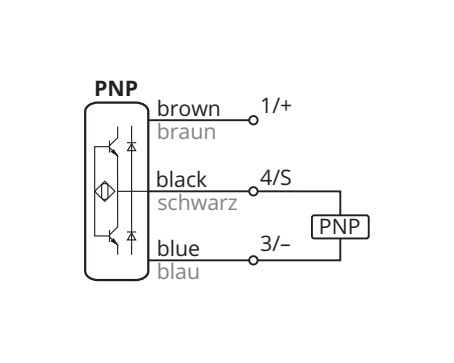

Data sheets are available on http://xecro.com.

Datenblätter sind auf http://xecro.com verfügbar.

All devices of this section may not be used if the safety of persons rely on their faultless function!

Alle Geräte dieses Abschnittes dürfen nicht verwendet werden, wenn die Sicherheit von Personen von deren fehlerlosen Funktion abhängt!

Capacitive Sensors
3-Wire DC Chemical Resistant

For the use in chemically very aggressive envirnonments, XECRO has developed capacitive sensors which excel by their high protection level. The encapsulation of the sensor's electronic in a housing made of PTFE (Teflon®) is completely and even comprises the section of the sensitivity adjustment by a potentiometer.

The large sensing distances up to 30 mm increase the reliability because the sensors output trustworthy signals even on machinery components of large tolerances.

Für den Einsatz in chemisch sehr aggressiven Umgebungen hat XECRO kapazitive Sensoren entwickelt, welche sich besonders durch ihren hohen Schutzgrad auszeichnen. Die Kapselung der Sensorelektronik durch PTFE-Gehäuse (Teflon®) ist vollumfänglich und schließt auch den Bereich der Empfindlichkeitseinstellung durch Potentiometer ein.

Die hohen Schaltabstände bis zu 30 mm erhöhen zusätzlich die Betriebssicherheit, indem die Sensoren auch an stark toleranzbehafteten Maschinenkomponenten zuverlässige Ergebnisse liefern.

Capacitive Proximity Switch
3-Wire DC Chemical Resistant

Kapazitive Näherungsschalter
3-Leiter DC
Chemisch beständig

shielded
bündig
M18 × 1 | 8 mm

shielded
bündig
M18 × 1 | 8 mm

shielded
bündig
M18 × 1 | 12 mm

increased
erhöht

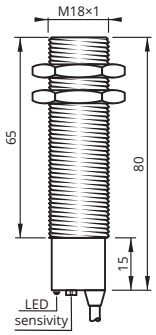

increased
erhöht

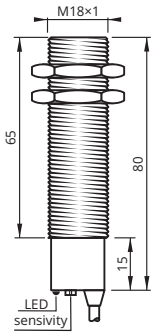

extended
erweitert

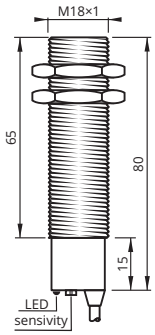

Sensing distance S_n	**Schaltabstand S_n**	**8 mm**		**8 mm**		**12 mm**	
Operating voltage	Betriebsspannung	10...30 V_{DC}		10...30 V_{DC}		10...30 V_{DC}	
Reverse polarity protection	Verpolungsschutz	built-in	integriert	built-in	integriert	built-in	integriert
Current consumption	Stromverbrauch	<9 mA		<9 mA		<9 mA	
Current load capability	Ausgangsbelastbarkeit	200 mA		200 mA		200 mA	
Short circuit protection	Kurzschlussschutz	built-in	integriert	built-in	integriert	built-in	integriert
Voltage drop	Spannungsabfall	<2 V @ 200 mA		<2 V @ 200 mA		<2 V @ 200 mA	
Switching frequency	Schaltfrequenz	100 Hz		100 Hz		100 Hz	
Adjustment	Einstellung	multiturn pot	Mehrgangpoti	multiturn pot	Mehrgangpoti	multiturn pot	Mehrgangpoti
Operating temperature	Betriebstemperatur	–25...+70 °C		–25...+70 °C		–25...+70 °C	
Protection class	Schutzklasse	IP 67		IP 67		IP 67	
Sensing face material	Sensorflächenwerkstoff	PTFE		PTFE		PTFE	
Housing material	Gehäusewerkstoff	PTFE		PTFE		PTFE	
Switching indicator	Schaltanzeige	built-in	integriert	built-in	integriert	built-in	integriert
Connection	Anschluss	silicone	Silikon	PTFE		silicone	Silikon
Article code PNP, NO	⎍	CS18-S8PO80-A2S		CS18-S8PO80-A2T		CS18-S12PO80-A2S	
Article code PNP, NC	⎍	CS18-S8PC80-A2S		CS18-S8PC80-A2T		CS18-S12PC80-A2S	
Article code NPN, NO	⎍	CS18-S8NO80-A2S		CS18-S8NO80-A2T		CS18-S12NO80-A2S	
Article code NPN, NC	⎍	CS18-S8NC80-A2S		CS18-S8NC80-A2T		CS18-S12NC80-A2S	

Mind O ≠ 0, I ≠ l ≠ 1, S ≠ 5, B ≠ 8.

O ≠ 0, I ≠ l ≠ 1, S ≠ 5, B ≠ 8 beachten.

shielded bündig **M18 × 1 | 12 mm**	unshielded nicht bündig **M18 × 1 | 15 mm**	unshielded nicht bündig **M18 × 1 | 15 mm**	unshielded nicht bündig **M18 × 1 | 20 mm**	unshielded nicht bündig **M18 × 1 | 20 mm**
extended erweitert	increased erhöht	increased erhöht	extended erweitert	extended erweitert
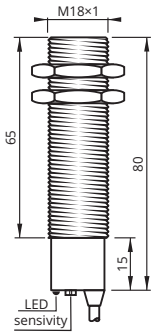	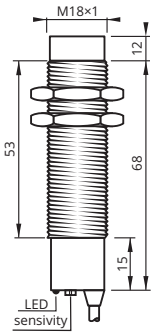	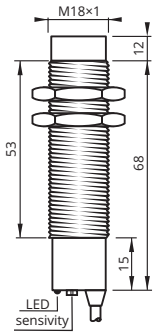	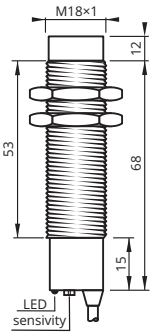	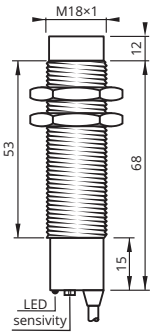

12 mm	15 mm	15 mm	20 mm	20 mm
10...30 V_{DC}	10...30 V_{DC}	10...30 V_{DC}	10...30 V_{DC}	10...30 V_{DC}
built-in integriert	built-in integriert	built-in integriert	built-in integriert	built-in integriert
<9 mA	<9 mA	<9 mA	<9 mA	<9 mA
200 mA	200 mA	200 mA	200 mA	200 mA
built-in integriert	built-in integriert	built-in integriert	built-in integriert	built-in integriert
<2 V @ 200 mA	<2 V @ 200 mA	<2 V @ 200 mA	<2 V @ 200 mA	<2 V @ 200 mA
100 Hz	100 Hz	100 Hz	100 Hz	100 Hz
multiturn pot Mehrgangpoti	multiturn pot Mehrgangpoti	multiturn pot Mehrgangpoti	multiturn pot Mehrgangpoti	multiturn pot Mehrgangpoti
–25...+70 °C	–25...+70 °C	–25...+70 °C	–25...+70 °C	–25...+70 °C
IP 67	IP 67	IP 67	IP 67	IP 67
PTFE	PTFE	PTFE	PTFE	PTFE
PTFE	PTFE	PTFE	PTFE	PTFE
built-in integriert	built-in integriert	built-in integriert	built-in integriert	built-in integriert
PTFE	silicone Silikon	PTFE	silicone Silikon	PTFE
CS18-S12PO80-A2T	CS18-N15PO80-A2S	CS18-N15PO80-A2T	CS18-N20PO80-A2S	CS18-N20PO80-A2T
CS18-S12PC80-A2T	CS18-N15PC80-A2S	CS18-N15PC80-A2T	CS18-N20PC80-A2S	CS18-N20PC80-A2T
CS18-S12NO80-A2T	CS18-N15NO80-A2S	CS18-N15NO80-A2T	CS18-N20NO80-A2S	CS18-N20NO80-A2T
CS18-S12NC80-A2T	CS18-N15NC80-A2S	CS18-N15NC80-A2T	CS18-N20NC80-A2S	CS18-N20NC80-A2T

Xecro reserves the right to make minor changes without prior notification.
Xecro behält sich das Recht auf geringe Änderungen ohne Ankündigung vor.

Capacitive Proximity Switch
3-Wire DC Chemical Resistant

Kapazitive Näherungsschalter
3-Leiter DC
Chemisch beständig

shielded
bündig
M30 × 1.5 | 20 mm

shielded
bündig
M30 × 1.5 | 20 mm

shielded
bündig
M30 × 1.5 | 25 mm

increased
erhöht

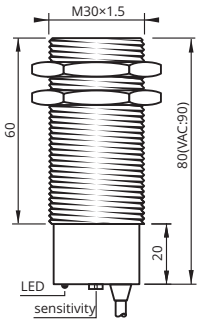

increased
erhöht

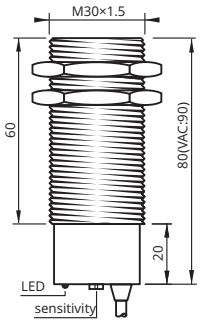

extended
erweitert

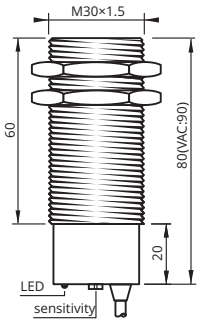

Sensing distance S_n	**Schaltabstand S_n**	**20 mm**		**20 mm**		**25 mm**	
Operating voltage	Betriebsspannung	10...30 V_{DC}		10...30 V_{DC}		10...30 V_{DC}	
Reverse polarity protection	Verpolungsschutz	built-in	integriert	built-in	integriert	built-in	integriert
Current consumption	Stromverbrauch	<9 mA		<9 mA		<9 mA	
Current load capability	Ausgangsbelastbarkeit	200 mA		200 mA		200 mA	
Short circuit protection	Kurzschlussschutz	built-in	integriert	built-in	integriert	built-in	integriert
Voltage drop	Spannungsabfall	<2 V @ 200 mA		<2 V @ 200 mA		<2 V @ 200 mA	
Switching frequency	Schaltfrequenz	100 Hz		100 Hz		100 Hz	
Adjustment	Einstellung	multiturn pot	Mehrgangpoti	multiturn pot	Mehrgangpoti	multiturn pot	Mehrgangpoti
Operating temperature	Betriebstemperatur	–25...+70 °C		–25...+70 °C		–25...+70 °C	
Protection class	Schutzklasse	IP 67		IP 67		IP 67	
Sensing face material	Sensorflächenwerkstoff	PTFE		PTFE		PTFE	
Housing material	Gehäusewerkstoff	PTFE		PTFE		PTFE	
Switching indicator	Schaltanzeige	built-in	integriert	built-in	integriert	built-in	integriert
Connection	Anschluss	silicone	Silikon	PTFE		silicone	Silikon
Article code PNP, NO	⎍	CS30-S20PO80-A2S		CS30-S20PO80-A2T		CS30-S25PO80-A2S	
Article code PNP, NC	⎍	CS30-S20PC80-A2S		CS30-S20PC80-A2T		CS30-S25PC80-A2S	
Article code NPN, NO	⎍	CS30-S20NO80-A2S		CS30-S20NO80-A2T		CS30-S25NO80-A2S	
Article code NPN, NC	⎍	CS30-S20NC80-A2S		CS30-S20NC80-A2T		CS30-S25NC80-A2S	

Mind O ≠ 0, I ≠ l ≠ 1, S ≠ 5, B ≠ 8.

O ≠ 0, I ≠ l ≠ 1, S ≠ 5, B ≠ 8 beachten.

shielded bündig **M30 × 1.5 | 25 mm**	unshielded nicht bündig **M30 × 1.5 | 30 mm**	unshielded nicht bündig **M30 × 1.5 | 30 mm**	unshielded nicht bündig **M30 × 1.5 | 35 mm**	unshielded nicht bündig **M30 × 1.5 | 35 mm**
extended erweitert	increased erhöht	increased erhöht	increased erhöht	increased erhöht
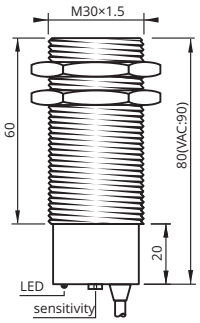	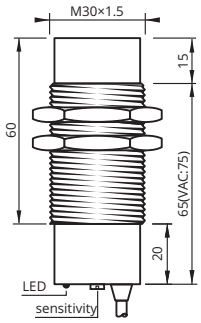	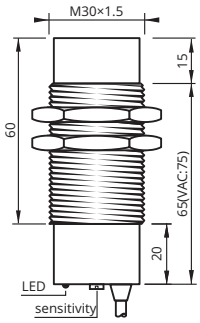	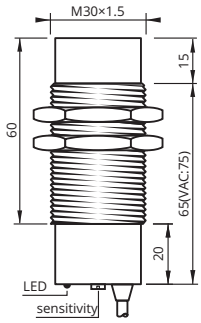	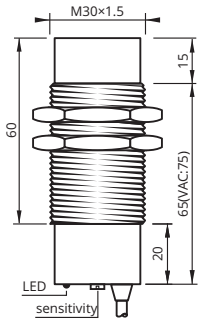

25 mm	30 mm	30 mm	35 mm	35 mm
10...30 V_{DC}	10...30 V_{DC}	10...30 V_{DC}	10...30 V_{DC}	10...30 V_{DC}
built-in integriert	built-in integriert	built-in integriert	built-in integriert	built-in integriert
<9 mA	<9 mA	<9 mA	<9 mA	<9 mA
200 mA	200 mA	200 mA	200 mA	200 mA
built-in integriert	built-in integriert	built-in integriert	built-in integriert	built-in integriert
<2 V @ 200 mA	<2 V @ 200 mA	<2 V @ 200 mA	<2 V @ 200 mA	<2 V @ 200 mA
100 Hz	100 Hz	100 Hz	100 Hz	100 Hz
multiturn pot Mehrgangpoti	multiturn pot Mehrgangpoti	multiturn pot Mehrgangpoti	multiturn pot Mehrgangpoti	multiturn pot Mehrgangpoti
–25...+70 °C	–25...+70 °C	–25...+70 °C	–25...+70 °C	–25...+70 °C
IP 67	IP 67	IP 67	IP 67	IP 67
PTFE	PTFE	PTFE	PTFE	PTFE
PTFE	PTFE	PTFE	PTFE	PTFE
built-in integriert	built-in integriert	built-in integriert	built-in integriert	built-in integriert
PTFE	silicone Silikon	PTFE	silicone Silikon	PTFE
CS30-S25PO80-A2T	CS30-N30PO80-A2S	CS30-N30PO80-A2T	CS30-N35PO80-A2S	CS30-N35PO80-A2T
CS30-S25PC80-A2T	CS30-N30PC80-A2S	CS30-N30PC80-A2T	CS30-N35PC80-A2S	CS30-N35PC80-A2T
CS30-S25NO80-A2T	CS30-N30NO80-A2S	CS30-N30NO80-A2T	CS30-N35NO80-A2S	CS30-N35NO80-A2T
CS30-S25NC80-A2T	CS30-N30NC80-A2S	CS30-N30NC80-A2T	CS30-N35NC80-A2S	CS30-N35NC80-A2T

Xecro reserves the right to make minor changes without prior notification.
Xecro behält sich das Recht auf geringe Änderungen ohne Ankündigung vor.

Benefits:

- Better EMC
- Less wiring required
- Better protection against wiring errors

Vorteile:

- Bessere EMV
- Geringerer Anschlussaufwand
- Sicherer gegen Anschlussfehler

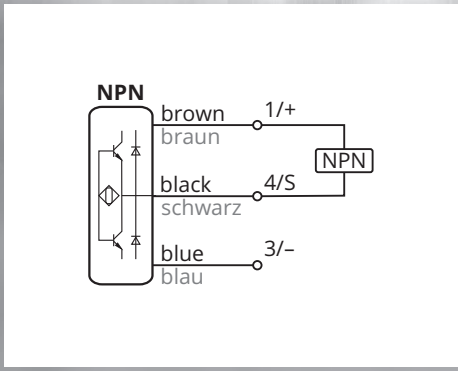

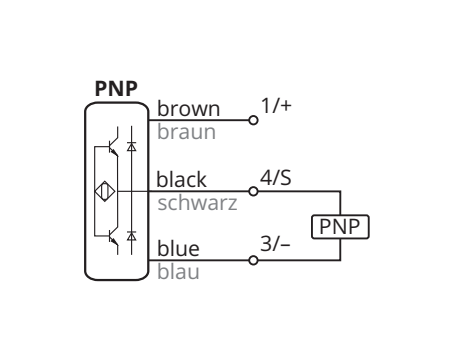

Data sheets are available on http://xecro.com.

Datenblätter sind auf http://xecro.com verfügbar.

All devices of this section may not be used if the safety of persons rely on their faultless function!

Alle Geräte dieses Abschnittes dürfen nicht verwendet werden, wenn die Sicherheit von Personen von deren fehlerlosen Funktion abhängt!



Capacitive Sensors 2-Wire AC

For alternating current installations which benefit from a sensors with a 2-wire connection is, for example in order to replace mechanical limit switches in a simplyfied or existing wiring, XECRO offers capacitive sensors in the series M18 to M30 with sensing distances up to 30mm. Those sensors cover a voltage range from 20 to 250V_{AC}.

Für Wechselstrominstallationen, bei denen der Einsatz von Sensoren mit 2-Leiter-Anschluss sinnvoll ist, zum Beispiel um mechanische Endschalter bei vereinfachter oder vorhandener Leitungsführung zu ersetzen, bietet XECRO kapazitive Sensoren in den Bauformen M18 und M30 mit bis zu 30 mm Schaltabstand an. Diese Sensoren decken einen Spannungsbereich von 20 bis 250 V_{AC} Volt ab.

Capacitive Proximity Switch
2-Wire Alternating Current

Kapazitive Näherungsschalter
2-Leiter Wechselstrom

shielded
bündig
M18 × 1 | 8 mm

shielded
bündig
M18 × 1 | 8 mm

shielded
bündig
M18 × 1 | 8 mm

increased
erhöht

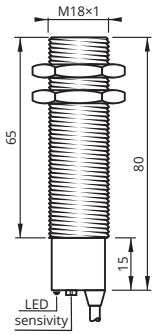

increased
erhöht

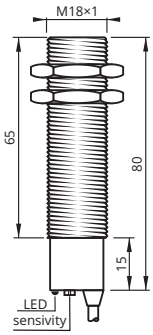

increased
erhöht

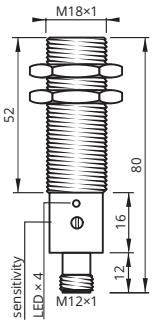

Sensing distance S_n	Schaltabstand S_n	8 mm	8 mm	8 mm
Operating voltage	Betriebsspannung	20...250 V_{AC}	20...250 V_{AC}	20...250 V_{AC}
Reverse polarity protection	Verpolungsschutz	not required nicht nötig	not required nicht nötig	not required nicht nötig
Current consumption	Stromverbrauch	<3 mA	<3 mA	<3 mA
Current load capability	Ausgangsbelastbarkeit	≈5 mA	≈5 mA	≈5 mA
Voltage drop	Spannungsabfall	<8 V @ 400 mA	<8 V @ 400 mA	<8 V @ 400 mA
Switching frequency	Schaltfrequenz	25 Hz	25 Hz	25 Hz
Correction factor	Korrekturfaktor	multiturn pot Mehrgangpoti	multiturn pot Mehrgangpoti	multiturn pot Mehrgangpoti
Operating temperature	Betriebstemperatur	–25...+70 °C	–25...+70 °C	–25...+70 °C
Protection class	Schutzklasse	IP 67	IP 67	IP 67
Sensing face material	Sensorflächenwerkstoff	POM	POM	POM
Housing material	Gehäusewerkstoff	brass Messing	PBT	brass Messing
Switching indicator	Schaltanzeige	built-in integriert	built-in integriert	built-in integriert
Connection	Anschluss	PVC, ultra-flex	PVC, ultra-flex	conn. M12 M12-Stecker
Article code NO	⁄_	CS18-S8AO90-A2P	CS18-S8AO90-A2P	CS18-S8AO90-A12
Article code NC	⁄⊥	CS18-S8AC90-A2P	CS18-S8AC90-A2P	CS18-S8AC90-A12

Mind O ≠ 0, I ≠ l ≠ 1, S ≠ 5, B ≠ 8.

O ≠ 0, I ≠ l ≠ 1, S ≠ 5, B ≠ 8 beachten.

shielded bündig **M18 × 1 | 8 mm**	unshielded nicht bündig **M18 × 1 | 15 mm**	unshielded nicht bündig **M18 × 1 | 15 mm**	unshielded nicht bündig **M18 × 1 | 15 mm**	unshielded nicht bündig **M18 × 1 | 15 mm**
increased erhöht	increased erhöht	increased erhöht	increased erhöht	increased erhöht
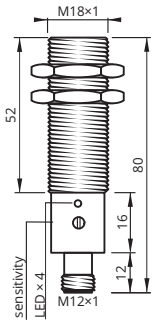	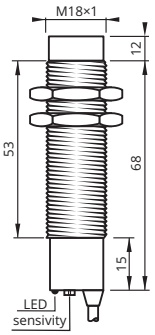	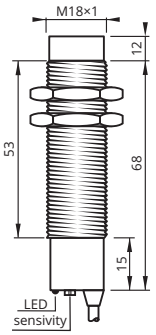	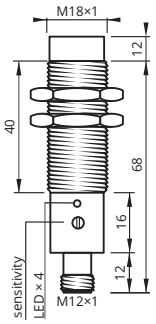	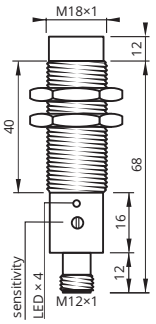

8 mm	15 mm	15 mm	15 mm	15 mm
20...250 V_{AC}	20...250 V_{AC}	20...250 V_{AC}	20...250 V_{AC}	20...250 V_{AC}
not required nicht nötig	not required nicht nötig	not required nicht nötig	not required nicht nötig	not required nicht nötig
<3 mA	<3 mA	<3 mA	<3 mA	<3 mA
≈5 mA	≈5 mA	≈5 mA	≈5 mA	≈5 mA
<8 V @ 400 mA	<8 V @ 400 mA	<8 V @ 400 mA	<8 V @ 400 mA	<8 V @ 400 mA
25 Hz	25 Hz	25 Hz	25 Hz	25 Hz
multiturn pot Mehrgangpoti	multiturn pot Mehrgangpoti	multiturn pot Mehrgangpoti	multiturn pot Mehrgangpoti	multiturn pot Mehrgangpoti
–25...+70 °C	–25...+70 °C	–25...+70 °C	–25...+70 °C	–25...+70 °C
IP 67	IP 67	IP 67	IP 67	IP 67
POM	POM	POM	POM	POM
PBT	brass Messing	PBT	brass Messing	PBT
built-in integriert	built-in integriert	built-in integriert	built-in integriert	built-in integriert
conn. M12 M12-Stecker	PVC, ultra-flex	PVC, ultra-flex	conn. M12 M12-Stecker	conn. M12 M12-Stecker
CS18-S8AO90-A12	CS18-N15AO90-A2P	CS18-N15AO90-A2P	CS18-N15AO90-A12	CS18-N15AO90-A12
CS18-S8AC90-A12	CS18-N15AC90-A2P	CS18-N15AC90-A2P	CS18-N15AC90-A12	CS18-N15AC90-A12

Xecro reserves the right to make minor changes without prior notification.
Xecro behält sich das Recht auf geringe Änderungen ohne Ankündigung vor.

Capacitive Proximity Switch
2-Wire Alternating Current

Kapazitive Näherungsschalter
2-Leiter Wechselstrom

shielded
bündig
M30 × 1.5 | 20 mm

shielded
bündig
M30 × 1.5 | 20 mm

shielded
bündig
M30 × 1.5 | 20 mm

increased
erhöht

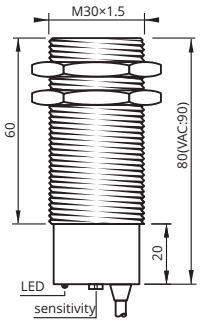

increased
erhöht

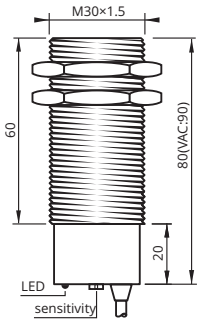

increased
erhöht

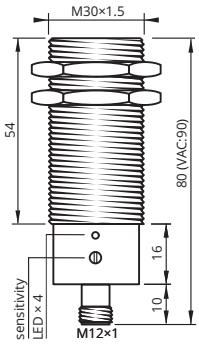

Sensing distance S_n	Schaltabstand S_n	20 mm	20 mm	20 mm
Operating voltage	Betriebsspannung	20...250 V_{AC}	20...250 V_{AC}	20...250 V_{AC}
Reverse polarity protection	Verpolungsschutz	not required nicht nötig	not required nicht nötig	not required nicht nötig
Current consumption	Stromverbrauch	<3 mA	<3 mA	<3 mA
Current load capability	Ausgangsbelastbarkeit	≈5 mA	≈5 mA	≈5 mA
Voltage drop	Spannungsabfall	<8 V @ 400 mA	<8 V @ 400 mA	<8 V @ 400 mA
Switching frequency	Schaltfrequenz	25 Hz	25 Hz	25 Hz
Correction factor	Korrekturfaktor	multiturn pot Mehrgangpoti	multiturn pot Mehrgangpoti	multiturn pot Mehrgangpoti
Operating temperature	Betriebstemperatur	–25...+70 °C	–25...+70 °C	–25...+70 °C
Protection class	Schutzklasse	IP 67	IP 67	IP 67
Sensing face material	Sensorflächenwerkstoff	POM	POM	POM
Housing material	Gehäusewerkstoff	brass Messing	PBT	brass Messing
Switching indicator	Schaltanzeige	built-in integriert	built-in integriert	built-in integriert
Connection	Anschluss	PVC, ultra-flex	PVC, ultra-flex	conn. M12 M12-Stecker
Article code NO	⁄_	CS30-S20AO90-A2P	CS30-S20AO90-A2P	CS30-S20AO90-A12
Article code NC	⁄⊥	CS30-S20AC90-A2P	CS30-S20AC90-A2P	CS30-S20AC90-A12

Mind O ≠ 0, I ≠ l ≠ 1, S ≠ 5, B ≠ 8.

O ≠ 0, I ≠ l ≠ 1, S ≠ 5, B ≠ 8 beachten.

shielded
bündig
M30 × 1.5 | 20 mm

increased
erhöht

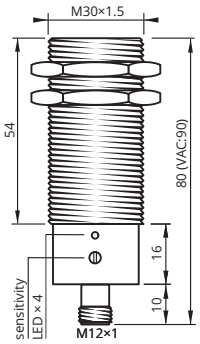

unshielded
nicht bündig
M30 × 1.5 | 30 mm

increased
erhöht

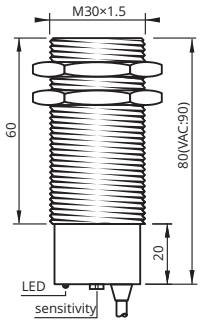

unshielded
nicht bündig
M30 × 1.5 | 30 mm

increased
erhöht

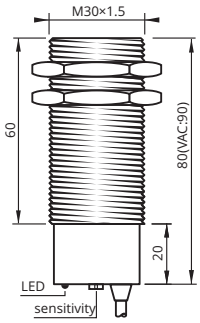

unshielded
nicht bündig
M30 × 1.5 | 30 mm

increased
erhöht

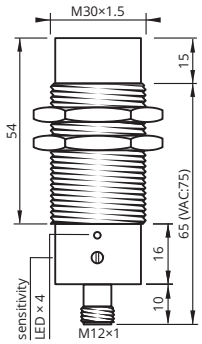

unshielded
nicht bündig
M30 × 1.5 | 30 mm

increased
erhöht

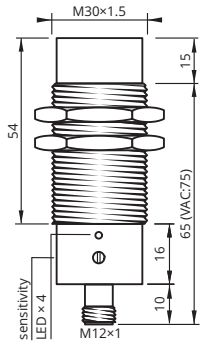

20 mm	30 mm	30 mm	30 mm	30 mm
20...250 V_{AC}	20...250 V_{AC}	20...250 V_{AC}	20...250 V_{AC}	20...250 V_{AC}
not required nicht nötig	not required nicht nötig	not required nicht nötig	not required nicht nötig	not required nicht nötig
<3 mA	<3 mA	<3 mA	<3 mA	<3 mA
≈5 mA	≈5 mA	≈5 mA	≈5 mA	≈5 mA
<8 V @ 400 mA	<8 V @ 400 mA	<8 V @ 400 mA	<8 V @ 400 mA	<8 V @ 400 mA
25 Hz	25 Hz	25 Hz	25 Hz	25 Hz
multiturn pot Mehrgangpoti	multiturn pot Mehrgangpoti	multiturn pot Mehrgangpoti	multiturn pot Mehrgangpoti	multiturn pot Mehrgangpoti
–25...+70 °C	–25...+70 °C	–25...+70 °C	–25...+70 °C	–25...+70 °C
IP 67	IP 67	IP 67	IP 67	IP 67
POM	POM	POM	POM	POM
PBT	brass Messing	PBT	brass Messing	PBT
built-in integriert	built-in integriert	built-in integriert	built-in integriert	built-in integriert
conn. M12 M12-Stecker	PVC, ultra-flex	PVC, ultra-flex	conn. M12 M12-Stecker	conn. M12 M12-Stecker
CS30-S20AO90-A12	CS30-N30AO90-A2P	CS30-N30AO90-A2P	CS30-N30AO90-A12	CS30-N30AO90-A12
CS30-S20AC90-A12	CS30-N30AC90-A2P	CS30-N30AC90-A2P	CS30-N30AC90-A12	CS30-N30AC90-A12

Xecro reserves the right to make minor changes without prior notification.
Xecro behält sich das Recht auf geringe Änderungen ohne Ankündigung vor.

Capacitive Proximity Switch
2-Wire Alternating Current

Kapazitive Näherungsschalter
2-Leiter Wechselstrom

shielded
bündig
40 × 40 mm | 20 mm

unshielded
nicht bündig
40 × 40 mm | 30 mm

increased
erhöht

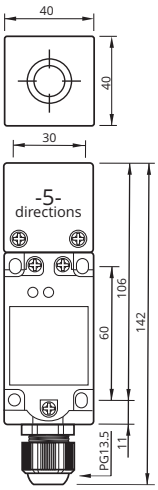

increased
erhöht

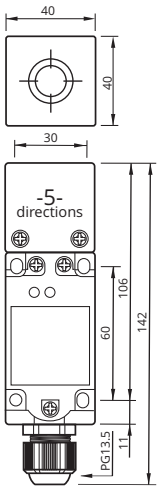

Sensing distance S_n	Schaltabstand S_n	20 mm	30 mm
Operating voltage	Betriebsspannung	20...250 V_{AC}	20...250 V_{AC}
Reverse polarity protection	Verpolungsschutz	not required nicht nötig	not required nicht nötig
Current consumption	Stromverbrauch	<3 mA	<3 mA
Current load capability	Ausgangsbelastbarkeit	≈6 mA	≈6 mA
Voltage drop	Spannungsabfall	<8 V @ 400 mA	<8 V @ 400 mA
Switching frequency	Schaltfrequenz	25 Hz	25 Hz
Correction factor	Korrekturfaktor	multiturn pot Mehrgangpoti	multiturn pot Mehrgangpoti
Operating temperature	Betriebstemperatur	–25...+70 °C	–25...+70 °C
Protection class	Schutzklasse	IP 67	IP 67
Sensing face material	Sensorflächenwerkstoff	POM	POM
Housing material	Gehäusewerkstoff	PBT	PBT
Switching indicator	Schaltanzeige	built-in integriert	built-in integriert
Connection	Anschluss	terminal Klemme	terminal Klemme
Article code NO	⎍	CS40-S20AOL-PG13	CS40-N30AOL-PG13
Article code NC	⎍	CS40-S20ACL-PG13	CS40-N30ACL-PG13

Mind O ≠ 0, I ≠ l ≠ 1, S ≠ 5, B ≠ 8.

O ≠ 0, I ≠ l ≠ 1, S ≠ 5, B ≠ 8 beachten.

Xecro reserves the right to make minor changes without prior notification.
Xecro behält sich das Recht auf geringe Änderungen ohne Ankündigung vor.

Benefits:

- Adjustable detection sensitivity
- Connector parallel or in right angle for optimal conduit routing
- Contamination-resistant and impact-restistant

Vorteile:

- Einstellbare Ansprechempfindlichkeit
- Parallele und rechtwinklige Stecker für eine optimale Leitungsführung
- Schmutz- und schlagunempfindlich

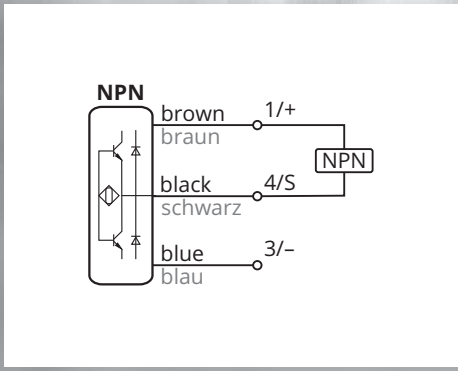

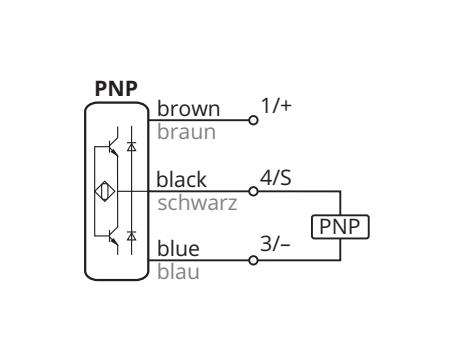

Data sheets are available on http://xecro.com.

Datenblätter sind auf http://xecro.com verfügbar.

All devices of this section may not be used if the safety of persons rely on their faultless function!

Alle Geräte dieses Abschnittes dürfen nicht verwendet werden, wenn die Sicherheit von Personen von deren fehlerlosen Funktion abhängt!

Capacitive Sensors
3-Wire DC Ring Sensors

XECRO's capacitive ring sensors with static principle supervise liquids, e.g. in hoses and non-metallic tubes. The ring diameters from 6 to 21 mm include most of the common pipes of plastics or glass. The detection sensitivity can be adjusted, so that different materials and thicknesses can be cut off in a wide range. XECRO's capacitive ring sensors have a contamination-resistant and impact-resistant housing made of Polyamid 6.6 of the protection class IP67. For an optimal conduit routing, the M12 connector is mounted in a right angle or parallel to the direction of the conduit.

XECROs kapazitive Ringsensoren mit statischem Arbeitsprinzip überwachen Flüssigkeiten, zum Beispiel in Schläuchen und nichtmetallischen Rohren. Mit 6–21 mm Ringdurchmesser umfassen sie die meisten marktüblichen Leitungen aus Kunststoff oder Glas. Die Ansprechempfindlichkeit kann eingestellt werden, so dass sich unterschiedliche Materialien und Wandstärken in weiten Bereichen ausblenden lassen. XECROs kapazitive Ringsensoren haben ein schmutz- und schlagunempfindliches Gehäuse aus Polyamid 6.6 der Schutzklasse IP67. Für eine optimale Leitungsführung ist der M12-Stecker rechtwinklig oder parallel zum Leitungsverlauf angebracht.

Capacitive Proximity Switch
3-Wire Ring Sensors

Kapazitive Näherungsschalter
3-Leiter Ringsensoren

adjustable
einstellbar
Ø 6.1 mm

adjustable
einstellbar
Ø 6.1 mm

static
statisch

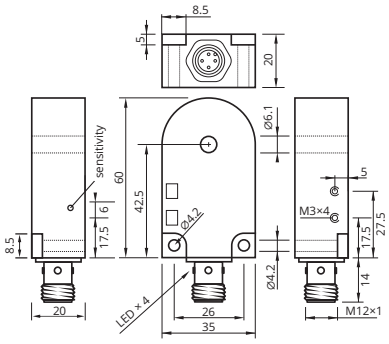

static
statisch

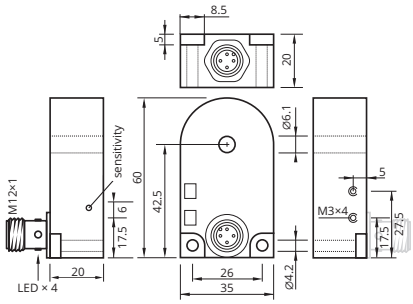

Resolution	Auflösung	adjustable		adjustable	
Operating voltage	Betriebsspannung	10...30 V_{DC}		10...30 V_{DC}	
Reverse polarity protection	Verpolungsschutz	built-in	integriert	built-in	integriert
Current consumption	Stromverbrauch	<10 mA		<10 mA	
Current load capability	Ausgangsbelastbarkeit	200 mA		200 mA	
Short circuit protection	Kurzschlussschutz	built-in	integriert	built-in	integriert
Voltage drop	Spannungsabfall	<2 V @ 200 mA		<2 V @ 200 mA	
Adjustment	Einstellung	multiturn pot	Mehrgangpoti	multiturn pot	Mehrgangpoti
Operating temperature	Betriebstemperatur	–25...+70 °C		–25...+70 °C	
Protection class	Schutzklasse	IP67		IP67	
Ring material	Ringwerkstoff	PBT		PBT	
Housing material	Gehäusewerkstoff	PA 6.6		PA 6.6	
Switching indicator	Schaltanzeige	built-in	integriert	built-in	integriert
Connection	Anschluss	connector M12	M12-Stecker	connector M12	M12-Stecker
Article code PNP, NO	⎍	CR06S-PO-A12		CR06S-PO-RA12	
Article code PNP, NC	⎍	CR06S-PC-A12		CR06S-PC-RA12	
Article code NPN, NO	⎍	CR06S-NO-A12		CR06S-NO-RA12	
Article code NPN, NC	⎍	CR06S-NC-A12		CR06S-NC-RA12	

Mind O ≠ 0, I ≠ l ≠ 1, S ≠ 5, B ≠ 8.

O ≠ 0, I ≠ l ≠ 1, S ≠ 5, B ≠ 8 beachten.

adjustable
einstellbar
Ø 10.1 mm

static
statisch

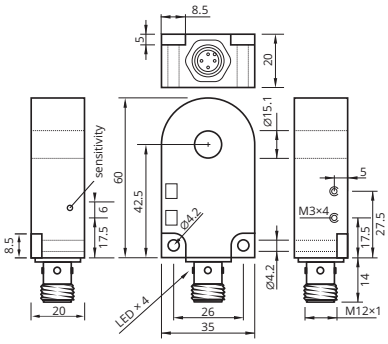

adjustable
einstellbar
Ø 10.1 mm

static
statisch

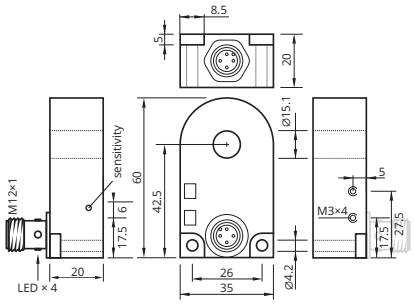

adjustable
einstellbar
Ø 15.1 mm

static
statisch

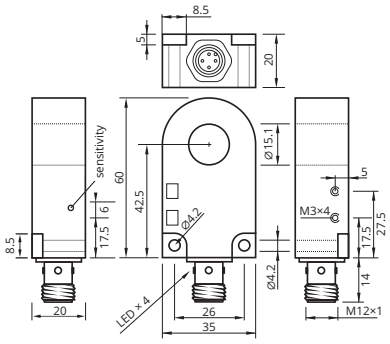

adjustable		adjustable		adjustable	
10...30 V_{DC}		10...30 V_{DC}		10...30 V_{DC}	
built-in	integriert	built-in	integriert	built-in	integriert
<10 mA		<10 mA		<10 mA	
200 mA		200 mA		200 mA	
built-in	integriert	built-in	integriert	built-in	integriert
<2 V @ 200 mA		<2 V @ 200 mA		<2 V @ 200 mA	
multiturn pot	Mehrgangpoti	multiturn pot	Mehrgangpoti	multiturn pot	Mehrgangpoti
–25...+70 °C		–25...+70 °C		–25...+70 °C	
IP67		IP67		IP67	
PBT		PBT		PBT	
PA 6.6		PA 6.6		PA 6.6	
built-in	integriert	built-in	integriert	built-in	integriert
connector M12	M12-Stecker	connector M12	M12-Stecker	connector M12	M12-Stecker
CR10S-PO-A12		CR10S-PO-RA12		CR15S-PO-A12	
CR10S-PC-A12		CR10S-PC-RA12		CR15S-PC-A12	
CR10S-NO-A12		CR10S-NO-RA12		CR15S-NO-A12	
CR10S-NC-A12		CR10S-NC-RA12		CR15S-NC-A12	

Xecro reserves the right to make minor changes without prior notification.
Xecro behält sich das Recht auf geringe Änderungen ohne Ankündigung vor.

Capacitive Proximity Switch
3-Wire Ring Sensors

Kapazitive Näherungsschalter
3-Leiter Ringsensoren

adjustable
einstellbar
Ø 15.1 mm

adjustable
einstellbar
Ø 21.1 mm

static
statisch

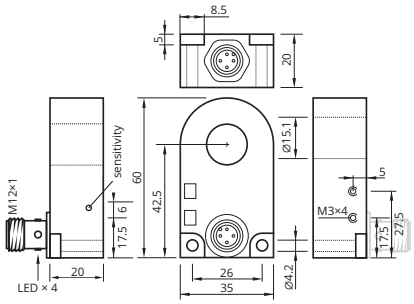

static
statisch

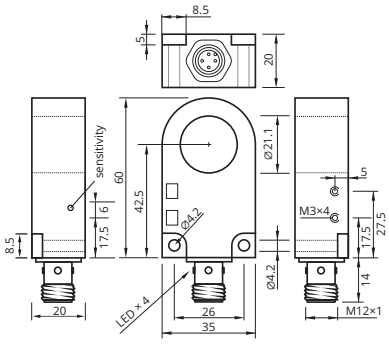

Resolution	Auflösung	adjustable		adjustable	
Operating voltage	Betriebsspannung	10...30 V_{DC}		10...30 V_{DC}	
Reverse polarity protection	Verpolungsschutz	built-in	integriert	built-in	integriert
Current consumption	Stromverbrauch	<10 mA		<10 mA	
Current load capability	Ausgangsbelastbarkeit	200 mA		200 mA	
Short circuit protection	Kurzschlussschutz	built-in	integriert	built-in	integriert
Voltage drop	Spannungsabfall	<2 V @ 200 mA		<2 V @ 200 mA	
Adjustment	Einstellung	multiturn pot	Mehrgangpoti	multiturn pot	Mehrgangpoti
Operating temperature	Betriebstemperatur	–25...+70 °C		–25...+70 °C	
Protection class	Schutzklasse	IP67		IP67	
Ring material	Ringwerkstoff	PBT		PBT	
Housing material	Gehäusewerkstoff	PA 6.6		PA 6.6	
Switching indicator	Schaltanzeige	built-in	integriert	built-in	integriert
Connection	Anschluss	connector M12	M12-Stecker	connector M12	M12-Stecker
Article code PNP, NO	⎍	CR15S-PO-RA12		CR21S-PO-A12	
Article code PNP, NC	⎍	CR15S-PC-RA12		CR21S-PC-A12	
Article code NPN, NO	⎍	CR15S-NO-RA12		CR21S-NO-A12	
Article code NPN, NC	⎍	CR15S-NC-RA12		CR21S-NC-A12	

Mind O ≠ 0, I ≠ l ≠ 1, S ≠ 5, B ≠ 8.

O ≠ 0, I ≠ l ≠ 1, S ≠ 5, B ≠ 8 beachten.

adjustable
einstellbar
Ø 21.1 mm

static
statisch

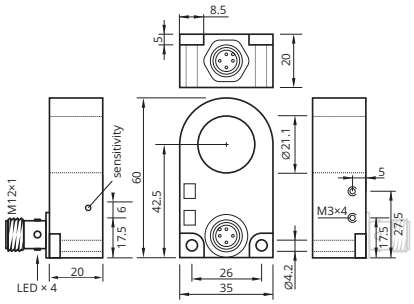

adjustable	
10...30 V_{DC}	
built-in	integriert
<10 mA	
200 mA	
built-in	integriert
<2 V @ 200 mA	
multiturn pot	Mehrgangpoti
–25...+70 °C	
IP67	
PBT	
PA 6.6	
built-in	integriert
connector M12	M12-Stecker
CR21S-PO-RA12	
CR21S-PC-RA12	
CR21S-NO-RA12	
CR21S-NC-RA12	

Xecro reserves the right to make minor changes without prior notification.
Xecro behält sich das Recht auf geringe Änderungen ohne Ankündigung vor.

1 Series	2 Housing size	3 Special feature — only IR: operating principle		4 Mounting	5 Sensing distance	6 Special feature — only IHT and IA: max. temp., current, voltage	7 Output polarity	8 Output function	9 Overall length	10 Special feature — only IHP: maximum pressure	11 Special feature — only IPS88: sensing face position
IPS	D3	‹none›	-	S	06	‹none›	P	O	18	‹none›	‹none›
IMF	4	D		N	08	A	N	C	22	S	C
IWI	D4	S			1	B	A	CO	30		
IHT	5				1.5	C	D	S	32		
IHP	55				2	I	NA	‹none›	...		
IA	D6				3	V	‹none›		94		
IR	8				...				138		
	88				22				010		
	12	D: dynamic S: static		S: shielded, semi-shielded N: unshielded	25	A: 120 °C B: 150 °C C: 180 °C I: current V: voltage	P: PNP N: NPN A: 250 V_{AC} D: 55 V_{DC} NA: NAMUR U: Universal AC and DC	O: normally open C: normally closed CO: normally closed + open (2 outputs) S: switch between normally closed or open (1 output)	020	‹none›: 500 barC: center S: 1000 bar	
	18				30				420		
	1628				40				L		
	30				50				S		
	40				06: 0.6mm 08: 0.8mm				‹none›		
	D: threadless										

↑ Legend of the article codes

The article code consists of 8–16 parameters and two hyphens. Not all parameters are applied in each article code. "..." means more numeric values. You cannot generate new article codes from the legend. In particular, only the connection suffixes shown in the list on the right side exist. Mind O ≠ 0, I ≠ l ≠ 1, S ≠ 5, B ≠ 8.

↓ Series overview

The possible values of some parameters of the sensors of a serie are written in columns. Their order corresponds to that in the article code (exception: special features), so that an article code can be composed vertically. The blue numbers on the left side are equal to the column numbers of the legend of the article codes. Explications and parameters which are no component of an article code are gray.

Series	3-wire DC Miniature	3-wire DC					3-wire DC Metal Face
1 Series prefix	IPS						IMF
2 Housing size Ø (▱ rectangular) [mm]	4, 5, 55, D3, D4 (D: threadless, 55: 5×5▱)	D6, 8, 88, 12, 18, 30 (D: threadless, 88: 8×8▱)			1628 (16×28▱)	40 (40×40▱)	8, 12, 18, 30
4 Mounting	S shielded	S shielded	S semi-shielded	N unshielded	S shielded or semi-shielded, N unshielded	S shielded, N unshielded	
5 Sensing distance [mm]	0.6, 0.8, 1, 1.5	1, 2, 3, 4, 5, 8, 10, 16	3, 4, 6, 8, 12, 15, 22	2, 4, 6, 8, 10, 15, 16, 25, 40, 50	1, 2, 3, 4, 6	15, 20, 30, 40	2, 4, 6, 8, 10, 15
7 Output polarity	P PNP, N NPN						
8 Output function	C normally closed, O normally open	C normally closed, O normally open, CO normally closed + open (2 outputs)			C normally closed, O normally open	CO normally closed + open (2 outputs)	O normally open, C normally closed
Sensing face material	POM	POM, SS304			PBT		SS304
Housing material	SS304, brass	SS304, brass			PBT		SS304
9 Overall length [mm]	25, 26, 40	18, 22, 30, 32, 35, 40, 45, 48, 50, 55, 60, 68, 70, 79	18, 22, 30, 32, 35, 45, 48, 50, 55, 60, 68, 70	18, 30, 32, 45, 50, 53, 55, 60, 68, 70, 79	S 28	L 142	30, 35, 45, 48, 50, 55, 60, 68, 70, 79
12–16 Connection	M8, 300 mm PUR cable	M8, M12, 300 mm PUR cable, PVC ultra-flex cable			M8, 300 mm PUR cable, PVC ultra-flex cable	PG13	M8, M12, PVC ultra-flex cable
3, 6, 10, 11 Special features	—						
Operating voltage	10...30 V_{DC}						

Connection

	Connector in right angle — only RA12	Switching indicator LED	Cable length [m], but 3 dm and 20 cm	cable material	connector type
	12	**13**	**14**	**15**	**16**
-	R	A	2	P	8
	‹none›	N	3	S	12
		‹none›	4*	T	PG13
			5*	U	F2
			6*	‹none›	‹none›
			10*		
			20		
			‹none›		
	R: connector in right angle	A: amber LED N: no LED	* On request for ≥10 units of the same article — only in PVC	P: polyvinyl chloride (PVC) S: silicone cable T: PTFE cable U: polyurethan cable (PUR)	8: M8 connector 12: M12 connector PG13: cable gland PG13.5 (terminal)

The following compositions of connection suffixes exist:
A8: metric screw thread M8, amber LED
N8: metric screw thread M8, no LED
A12: metric screw thread M12, amber LED
RA12: metric screw thread M12 in right angle, amber LED
N12: metric screw thread M12, no LED
A2P: 2 m PVC cable, amber LED
N2P: 2 m PVC cable, no LED
A2S: 2 m silicone cable, amber LED
N2S: 2 m silicone cable, no LED
A2T: 2 m PTFE cable, amber LED
N2T: 2 m PTFE cable, no LED
3P8: 300 mm PVC cable ("pigtail") with metric screw thread M8 connector
3U8: 300 mm PUR cable ("pigtail") with metric screw thread M8 connector
R3U8: 300 mm PUR cable ("pigtail") in right angle with metric screw thread M8 connector
3P12: 300 mm PVC cable ("pigtail") with metric screw thread M12 connector
PG13: cable gland PG13.5 (terminal)
20F2: two 200 mm stranded wires
A4P, A5P, A6P, A10P, N4P, N5P, N6P, N10P on request for ≥10 units of the same article.

↑ Artikelkodelegende

Der Artikelkode besteht aus 8–16 Parametern und zwei Bindestrichen. Nicht alle Parameter werden in jedem Artikelkode verwendet. »...« steht für weitere Zahlenwerte. Aus der Legende können Sie keinen neuen Artikelkode bilden. Insbesondere gibt es nur die Anschlusssuffixe, die in der Liste rechts stehen. O ≠ 0, I ≠ l ≠ 1, S ≠ 5, B ≠ 8 beachten.

↓ Baureihenübersicht

Die möglichen Werte einiger Parameter der Sensoren einer Baureihe stehen in Spalten. Ihre Reihenfolge entspricht der im Artikelkode (Ausnahme: Sondermerkmale), so dass ein Artikelkode senkrecht zusammengesetzt werden kann. Die blauen Zahlen links gleichen den Spaltennummern der Artikellegende. Grau sind Erklärungen und Parameter, die nicht Teil des Artikelkodes sind.

	3-wire DC Weld-Field Immune	3-wire DC High Temperature	3-wire DC High Pressure	3-wire Analog Output	3-wire DC Ring Sensors	2-wire DC	2-wire AC	2-wire UC	2-wire NAMUR
	IWI	IHT	IHP	IA	IR	IPS			
	8, 12, 18, 30		12, 14	8, 12, 18, 30	06, 10, 15, 21 (ring diameters [mm]: 6.1, 10.1, 15.1 21.1)	8, 12, 18, 30, 40 (40: 40×40⌀)			D4, 5, 8, 12, 18, 30
	S shielded, N unshielded		S shielded	S shielded, N unshielded	—	S shielded, N unshielded			
	1, 2, 4, 5, 8, 10, 15	2, 4, 5, 8, 10, 15	1.5, 3	0.6...3, 1.1...6, 3.1...10, 7.3...20, 17.6...40	—	1, 2, 4, 5, 8, 10, 15, 16, 25, 30	2, 4, 5, 8, 10, 15, 16, 20, 25	2, 4, 5, 8, 10, 15, 16, 20, 25, 30	0.8, 1, 2, 4, 5, 8, 10, 15
	P PNP, N NPN			—	—	D 55 V_{DC}	A 250 V_{AC}	U Universal AC and DC	NA NAMUR
	C normally closed, O normally open			—	C norm.closed, O norm. open, S normally open or closed (switch)	C normally closed, O normally open			—
	PTFE		ceramic, SS304	POM	PBT (ring material)	POM, PBT			POM
	SS304, brass, PTFE coated	SS304		SS304, brass	PA 6.6	SS304, brass, PBT	brass, PBT		SS304, brass
	22, 30, 45, 50, 60	45, 50, 55	43, 47, 56, 57, 65, 69, 78, 93, 94, 138	voltage or current: 010, 020, 420	impulse lengthening: ‹none›, 150	45, 50, 50, 55, 60, 68, 70, 79, L	55, 60, 68, 79, L	35, 50, 55, 68, 79, L	9, 20, 25, 30, 40
	M8, M12, PUR ultraflex	PTFE, silicone	M12, PVC ultra-flex cable	M8, M12, PVC ultra-flex cable	M12	M8, M12, PVC ultra-flex cable, terminal	PVC ultra-flex cable, PG13.5	M12, PVC ultra-flex cable, terminal	PVC ultraflex, PUR ultraflex
	—	max. temperature: A 120 °C, B 150 °C, C 180 °C	max. pressure: ‹none› 500 bar, S 1000 bar	V 10...0 V, I 20...0 mA, I 20...4 mA	detection principle: S static, D dynamic	—			
	10...30 V_{DC}					10...55 V_{DC}	20...250 V_{AC}	24...255 V_{UC}	6...12 V_{DC}, NAMUR

Series	Housing size	Special feature — only CR: operating principle		Mounting	Sensing distance	Special feature — only CHT: maximal temperature	Output polarity	Output function	Overall length	Special feature: housing material
1	**2**	**3**		**4**	**5**	**6**	**7**	**8**	**9**	**10**
CS	06	‹none›	-	S	2	‹none›	P	O	7	‹none›
CHT	8	S		N	3	A	N	C	45	P
CR	10				4	B	A		60	
IHT	12				6	C			70	
IHP	15				8				80	
IA	18				10				90	
IR	21				12				L	
	30	S: static		S: shielded, semi-shielded N: unshielded	15	A: 120 °C B: 150 °C	P: PNP N: NPN A: AC	O: normally open C: normally closed		P: PBT T: PTFE Only 2-wire AC: ‹none›: brass
	3050				20					
	40				22					
					25					
					30					
					35					

↑ Legend of the article codes

The article code consists of 8–16 parameters and two hyphens. Not all parameters are applied in each article code. You cannot generate new article codes from the legend. In particular, only the connection suffixes shown in the list on the right side exist. Mind O ≠ 0, I ≠ l ≠ 1, S ≠ 5, B ≠ 8.

↓ Series overview

The possible values of some parameters of the sensors of a serie are written in columns. Their order corresponds to that in the article code (exception: special features), so that an article code can be composed vertically. The blue numbers on the left side are equal to the column numbers of the legend of the article codes. Explications and parameters which are no component of an article code are gray.

Series	3-wire DC	3-wire DC High Temperature	3-wire DC Chemical-Resistant	3-wire DC Ring Sensors	2-wire AC
1 Series prefix	CS	CHT	CS	CR	CS
2 Housing size ⌀ (☐ rectangular) [mm]	8, 12, 30, 3050, 40 (3050: 30×50⌀, 40: 40×40⌀)	8, 12, 18, 30	18, 30	06, 10, 15, 21 (ring diameters [mm]: 6.1, 10.1, 15.1 21.1)	18, 30, 40 (40: 40×40⌀)
4 Mounting	S shielded, N unshielded			—	S shielded, N unshielded
5 Sensing distance [mm]	2, 4, 6, 8, 10, 12, 15, 20, 25, 30, 35	1, 2, 4, 8, 15, 20, 30,	12, 20, 25, 30	3, 4, 6, 8, 12, 15, 22	8, 15, 20, 30
7 Output polarity	P PNP, N NPN				A 250 V_{AC}
8 Output function	C normally closed, O normally open, CO normally closed + open (2 outputs)	C normally closed, O normally open			
Sensing face material	POM	PTFE		PBT (ring material)	POM
Housing material	SS304, brass, PBT	brass	PTFE	PA 6.6	brass, PBT
9 Overall length [mm]	7, 45, 60, 70, 80	60, 80	80	—	90, L
11–15 Connection	M8, M12, PVC ultra-flex cable, terminal	PTFE cable, silicone cable		M12	M12, PVC ultra-flex cable, terminal
3, 6, 10 Special features	housing material: ‹none› brass, P PBT	max. temperature: A 120 °C, B 150 °C	housing material: T PTFE	detection principle: S static	housing material: ‹none› brass, P PBT, T PTFE
Operating voltage	10...30 V_{DC}				

Connection

	Connector in right angle — only RA12	Switching indicator LED	Cable length [m], but 3 for 300 mm	cable material	connector type
	11	**12**	**13**	**14**	**15**
-	R	A	2	P	8
	‹none›	N	3	S	12
		‹none›	4*	T	PG13
			5*	U	‹none›
			6*	‹none›	
			10*		
			‹none›		
	R: connector in right angle	A: amber LED N: no LED	* On request for ≥10 pieces of the same article — only in PVC	P: polyvinyl chloride (PVC) S: silicone cable T: PTFE cable U: polyurethan cable (PUR)	8: M8 connector 12: M12 connector PG13: cable gland PG13.5 (terminal)

The following compositions of connection suffixes exist:

A8: metric screw thread M8, amber LED
N8: metric screw thread M8, no LED
A12: metric screw thread M12, amber LED
RA12: metric screw thread M12 in right angle, amber LED
N12: metric screw thread M12, no LED
A2P: 2 m PVC cable, amber LED
N2P: 2 m PVC cable, no LED
A2S: 2 m silicone cable, amber LED
N2S: 2 m silicone cable, no LED
A2T: 2 m PTFE cable, amber LED
N2T: 2 m PTFE cable, no LED
3P8: 300 mm PVC cable ("pigtail") with metric screw thread M8 connector
3U8: 300 mm PUR cable ("pigtail") with metric screw thread M8 connector
R3U8: 300 mm PUR cable ("pigtail") in right angle with metric screw thread M8 connector
3P12: 300 mm PVC cable ("pigtail") with metric screw thread M12 connector
PG13: cable gland PG13.5 (terminal)
A4P, A5P, A6P, A10P, N4P, N5P, N6P, N10P on request for ≥10 pieces of the same article.

↑ Artikelkodelegende

Der Artikelkode besteht aus 8–16 Parametern und zwei Bindestrichen. Nicht alle Parameter werden in jedem Artikelkode verwendet. Aus der Legende können Sie keinen neuen Artikelkode bilden. Insbesondere gibt es nur die Anschlusssuffixe, die in der Liste rechts stehen. O ≠ 0, I ≠ l ≠ 1, S ≠ 5, B ≠ 8 beachten.

↓ Baureihenübersicht (linke Seite unten)

Die möglichen Werte einiger Parameter der Sensoren einer Baureihe stehen in Spalten. Ihre Reihenfolge entspricht der im Artikelkode (Ausnahme: Sondermerkmale), so dass ein Artikelkode senkrecht zusammengesetzt werden kann. Die blauen Zahlen links gleichen den Spaltennummern der Artikellegende. Grau sind Erklärungen und Parameter, die nicht Teil des Artikelkodes sind.

Pinout

Inductive and capacitive sensors

Belegung

Induktive und kapazitive Sensoren

M8–3

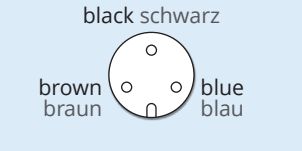

M8–4

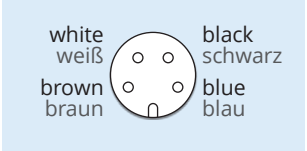

M12–4

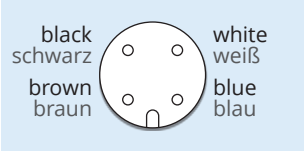

Catalog Inductive and Capacitive Proximity Switches

Katalog Induktive und kapazitive Näherungsschalter

Our products for the
industrial automization:

- Inductive proximity sensors
- Capacitive proximity sensors
- Fork light barriers
- Frame light barriers
- High resolution light curtains
- Photoelectric sensors
- Multi-LED indicators
- Smart buttons
- Fluid sensing

Unsere Produkte für die
Automatisierung der Industrie:

- Induktive Näherungssensoren
- Kapazitive Näherungssensoren
- Gabellichtschranken
- Rahmenlichtschranken
- Hochauflösende Lichtgitter
- Optische Sensoren
- Multi-LED-Anzeigen
- Intelligente Taster
- Füllstandsmessung

25 months

Warranty Our products are manufactured to stringent ISO 9001 European standards to ensure that our customers only receive the best quality.

ISO 9001:2008 TÜV NORD

XECRO
sensing ahead

2016-01-2